

September 15, 2021

Vista Work Order No. 2108240

Mr. Peter Neithercut
Wood Environment & Infrastructure
41 Hughest Drive
Traverse City, MI 49696

Dear Mr. Neithercut,

Enclosed are the results for the sample set received at Vista Analytical Laboratory on August 25, 2021 under your Project Name 'Grand Ledge'.

Vista Analytical Laboratory is committed to serving you effectively. If you require additional information, please contact me at 916-673-1520 or by email at jfox@vista-analytical.com.

Thank you for choosing Vista as part of your analytical support team.

Sincerely,

Jamie Fox
Laboratory Director



Vista Analytical Laboratory certifies that the report herein meets all the requirements set forth by NELAP for those applicable test methods. Results relate only to the samples as received by the laboratory. This report should not be reproduced except in full without the written approval of Vista.

Vista Work Order No. 2108240

Case Narrative

Sample Condition on Receipt:

Three drinking water samples were received and stored securely in accordance with Vista standard operating procedures and EPA methodology. The samples were received in good condition and within the method temperature requirements. A revised Chain-of-Custody (CoC) was received by email on August 31, 2021.

Analytical Notes:

EPA Method 537.1

The samples were extracted and analyzed for a selected list of PFAS using EPA Method 537.1.

Holding Times

The samples were extracted and analyzed within the method hold times.

Quality Control

The Initial Calibration and Continuing Calibration Verifications met the method acceptance criteria.

Two Laboratory Fortified Blanks (LFB/LFBD) and a Laboratory Reagent Blank (LRB) were extracted and analyzed with the preparation batch. No analytes were detected in the LRB above the method required limits. The LFB/LFBD recoveries were within the method acceptance criteria.

The labeled standard recoveries for all QC and field samples were within the acceptance criteria.

TABLE OF CONTENTS

Case Narrative.....	1
Table of Contents.....	3
Sample Inventory.....	4
Analytical Results.....	5
Qualifiers.....	11
Certifications.....	12
Sample Receipt.....	15
Extraction Information.....	19
Sample Data - EPA Method 537.1.....	28
IIS Areas and CCVs.....	65
ICAL with ICV.....	112

Sample Inventory Report



Vista Sample ID	Client Sample ID	Sampled	Received	Components/Containers
2108240-01	TB-02	24-Aug-21 06:05	25-Aug-21 09:30	Polypropylene, 250mL Polypropylene, 250mL
2108240-02	AOI 2-5	24-Aug-21 11:00	25-Aug-21 09:30	Polypropylene, 250mL Polypropylene, 250mL
2108240-03	FB-02	24-Aug-21 10:55	25-Aug-21 09:30	Polypropylene, 250mL

ANALYTICAL RESULTS

Sample ID: LRB
EPA Method 537.1

Client Data				Laboratory Data			
Name:	Wood Environment & Infrastructure	Matrix:	Aqueous	Lab Sample:	B1H0259-BLK1	Column:	BEH C18
Project:	Grand Ledge						

Analyte	CAS Number	Conc. (ng/L)	DL	LOD	LOQ	Qualifiers	Batch	Extracted	Samp Size	Analyzed	Dilution
PFBS	375-73-5	ND	0.750	1.50	2.00		B1H0259	01-Sep-21	0.250 L	02-Sep-21 20:42	1
PFHxA	307-24-4	ND	0.750	1.50	2.00		B1H0259	01-Sep-21	0.250 L	02-Sep-21 20:42	1
HFPO-DA	13252-13-6	ND	0.750	1.50	2.00		B1H0259	01-Sep-21	0.250 L	02-Sep-21 20:42	1
PFHpA	375-85-9	ND	0.750	1.50	2.00		B1H0259	01-Sep-21	0.250 L	02-Sep-21 20:42	1
ADONA	919005-14-4	ND	0.750	1.50	2.00		B1H0259	01-Sep-21	0.250 L	02-Sep-21 20:42	1
PFHxS	355-46-4	ND	0.750	1.50	2.00		B1H0259	01-Sep-21	0.250 L	02-Sep-21 20:42	1
PFOA	335-67-1	ND	0.750	1.50	2.00		B1H0259	01-Sep-21	0.250 L	02-Sep-21 20:42	1
PFNA	375-95-1	ND	0.750	1.50	2.00		B1H0259	01-Sep-21	0.250 L	02-Sep-21 20:42	1
PFOS	1763-23-1	ND	0.750	1.50	2.00		B1H0259	01-Sep-21	0.250 L	02-Sep-21 20:42	1
9Cl-PF3ONS	756426-58-1	ND	0.750	1.50	2.00		B1H0259	01-Sep-21	0.250 L	02-Sep-21 20:42	1
PFDA	335-76-2	ND	0.750	1.50	2.00		B1H0259	01-Sep-21	0.250 L	02-Sep-21 20:42	1
MeFOSAA	2355-31-9	ND	0.750	1.50	2.00		B1H0259	01-Sep-21	0.250 L	02-Sep-21 20:42	1
EtFOSAA	2991-50-6	ND	0.750	1.50	2.00		B1H0259	01-Sep-21	0.250 L	02-Sep-21 20:42	1
PFUnA	2058-94-8	ND	0.750	1.50	2.00		B1H0259	01-Sep-21	0.250 L	02-Sep-21 20:42	1
PFD _o A	307-55-1	ND	0.750	1.50	2.00		B1H0259	01-Sep-21	0.250 L	02-Sep-21 20:42	1
PFT _r DA	72629-94-8	ND	0.750	1.50	2.00		B1H0259	01-Sep-21	0.250 L	02-Sep-21 20:42	1
11Cl-PF3OUdS	763051-92-9	ND	0.750	1.50	2.00		B1H0259	01-Sep-21	0.250 L	02-Sep-21 20:42	1
PFT _e DA	376-06-7	ND	0.750	1.50	2.00		B1H0259	01-Sep-21	0.250 L	02-Sep-21 20:42	1
Labeled Standards	Type	% Recovery	Limits		Qualifiers	Batch	Extracted	Samp Size	Analyzed	Dilution	
13C2-PFHxA	SURR	97.2	70 - 130			B1H0259	01-Sep-21	0.250 L	02-Sep-21 20:42	1	
13C2-PFDA	SURR	80.5	70 - 130			B1H0259	01-Sep-21	0.250 L	02-Sep-21 20:42	1	
d5-EtFOSAA	SURR	84.7	70 - 130			B1H0259	01-Sep-21	0.250 L	02-Sep-21 20:42	1	
13C3-HFPO-DA	SURR	105	70 - 130			B1H0259	01-Sep-21	0.250 L	02-Sep-21 20:42	1	

DL - Detection Limit

LOD - Limit of Detection

Results reported to the DL.

LOQ - Limit of quantitation

When reported, PFHxS, PFOA, PFOS, MeFOSAA and EtFOSAA include both linear and branched isomers. Only the linear isomer is reported for all other analytes.

Sample ID: LFBD	EPA Method 537.1
------------------------	-------------------------

Name: Wood Environment & Infrastructure	Lab Sample: B1H0259-BS1/B1H0259-BSD1	Date Extracted: 01-Sep-21	
Project: Grand Ledge	QC Batch: B1H0259	Column: BEH C18	
Matrix: Aqueous	Samp Size: 0.250/0.250 L		

Analyte	CAS Number	LFB (ng/L)	LFB Spike	LFB % Rec	LFB Quals	LFBD (ng/L)	LFBD Spike	LFBD % Rec	RPD	LFBD Quals	%Rec Limits	RPD Limits	LFB Analyzed	LFB Dil	LFBD Analyzed	LFBD Dil
PFBS	375-73-5	39.8	35.4	112		41.1	35.4	116	3.17		70-130	30	02-Sep-21 20:53	1	02-Sep-21 21:04	1
PFHxA	307-24-4	40.7	40.0	102		40.4	40.0	101	0.755		70-130	30	02-Sep-21 20:53	1	02-Sep-21 21:04	1
HFPO-DA	13252-13-6	43.8	40.0	109		46.0	40.0	115	4.98		70-130	30	02-Sep-21 20:53	1	02-Sep-21 21:04	1
PFHpA	375-85-9	42.7	40.0	107		41.9	40.0	105	2.02		70-130	30	02-Sep-21 20:53	1	02-Sep-21 21:04	1
ADONA	919005-14-4	39.2	37.8	104		40.4	37.8	107	3.15		70-130	30	02-Sep-21 20:53	1	02-Sep-21 21:04	1
PFHxS	355-46-4	39.4	36.4	108		38.5	36.4	106	2.27		70-130	30	02-Sep-21 20:53	1	02-Sep-21 21:04	1
PFOA	335-67-1	42.1	40.0	105		44.1	40.0	110	4.77		70-130	30	02-Sep-21 20:53	1	02-Sep-21 21:04	1
PFNA	375-95-1	37.1	40.0	92.9		37.8	40.0	94.5	1.76		70-130	30	02-Sep-21 20:53	1	02-Sep-21 21:04	1
PFOS	1763-23-1	38.1	37.0	103		37.6	37.0	102	1.38		70-130	30	02-Sep-21 20:53	1	02-Sep-21 21:04	1
9CI-PF3ONS	756426-58-1	39.5	37.2	106		39.9	37.2	107	1.20		70-130	30	02-Sep-21 20:53	1	02-Sep-21 21:04	1
PFDA	335-76-2	35.4	40.0	88.4		34.2	40.0	85.4	3.49		70-130	30	02-Sep-21 20:53	1	02-Sep-21 21:04	1
MeFOSAA	2355-31-9	38.0	40.0	94.9		35.2	40.0	88.1	7.51		70-130	30	02-Sep-21 20:53	1	02-Sep-21 21:04	1
EtFOSAA	2991-50-6	38.5	40.0	96.2		36.5	40.0	91.2	5.40		70-130	30	02-Sep-21 20:53	1	02-Sep-21 21:04	1
PFUnA	2058-94-8	36.6	40.0	91.4		33.3	40.0	83.4	9.23		70-130	30	02-Sep-21 20:53	1	02-Sep-21 21:04	1
PFDoA	307-55-1	32.6	40.0	81.6		32.2	40.0	80.5	1.37		70-130	30	02-Sep-21 20:53	1	02-Sep-21 21:04	1
PFTTrDA	72629-94-8	34.9	40.0	87.3		35.3	40.0	88.3	1.19		70-130	30	02-Sep-21 20:53	1	02-Sep-21 21:04	1
11CI-PF3OUdS	763051-92-9	38.8	37.6	103		35.8	37.6	95.1	8.25		70-130	30	02-Sep-21 20:53	1	02-Sep-21 21:04	1
PFTeDA	376-06-7	32.6	40.0	81.5		33.8	40.0	84.6	3.73		70-130	30	02-Sep-21 20:53	1	02-Sep-21 21:04	1

Labeled Standards	Type	LFB % Rec	LFB Quals	LFBD % Rec	LFBD Quals	Limits	LFB Analyzed	LFB Dil	LFBD Analyzed	LFBD Dil
13C2-PFHxA	SURR	96.1		98.1		70 - 130	02-Sep-21 20:53	1	02-Sep-21 21:04	1
13C2-PFDA	SURR	84.5		83.8		70 - 130	02-Sep-21 20:53	1	02-Sep-21 21:04	1
d5-EtFOSAA	SURR	91.4		86.3		70 - 130	02-Sep-21 20:53	1	02-Sep-21 21:04	1
13C3-HFPO-DA	SURR	104		109		70 - 130	02-Sep-21 20:53	1	02-Sep-21 21:04	1

Sample ID: TB-02
EPA Method 537.1

Client Data				Laboratory Data			
Name:	Wood Environment & Infrastructure	Matrix:	Drinking Water	Lab Sample:	2108240-01	Column:	BEH C18
Project:	Grand Ledge	Date Collected:	24-Aug-21 06:05	Date Received:	25-Aug-21 09:30		

Analyte	CAS Number	Conc. (ng/L)	DL	LOD	LOQ	Qualifiers	Batch	Extracted	Samp Size	Analyzed	Dilution
PFBS	375-73-5	ND	0.755	1.51	2.01		B1H0259	01-Sep-21	0.248 L	02-Sep-21 22:32	1
PFHxA	307-24-4	ND	0.755	1.51	2.01		B1H0259	01-Sep-21	0.248 L	02-Sep-21 22:32	1
HFPO-DA	13252-13-6	ND	0.755	1.51	2.01		B1H0259	01-Sep-21	0.248 L	02-Sep-21 22:32	1
PFHpA	375-85-9	ND	0.755	1.51	2.01		B1H0259	01-Sep-21	0.248 L	02-Sep-21 22:32	1
ADONA	919005-14-4	ND	0.755	1.51	2.01		B1H0259	01-Sep-21	0.248 L	02-Sep-21 22:32	1
PFHxS	355-46-4	ND	0.755	1.51	2.01		B1H0259	01-Sep-21	0.248 L	02-Sep-21 22:32	1
PFOA	335-67-1	ND	0.755	1.51	2.01		B1H0259	01-Sep-21	0.248 L	02-Sep-21 22:32	1
PFNA	375-95-1	ND	0.755	1.51	2.01		B1H0259	01-Sep-21	0.248 L	02-Sep-21 22:32	1
PFOS	1763-23-1	ND	0.755	1.51	2.01		B1H0259	01-Sep-21	0.248 L	02-Sep-21 22:32	1
9Cl-PF3ONS	756426-58-1	ND	0.755	1.51	2.01		B1H0259	01-Sep-21	0.248 L	02-Sep-21 22:32	1
PFDA	335-76-2	ND	0.755	1.51	2.01		B1H0259	01-Sep-21	0.248 L	02-Sep-21 22:32	1
MeFOSAA	2355-31-9	ND	0.755	1.51	2.01		B1H0259	01-Sep-21	0.248 L	02-Sep-21 22:32	1
EtFOSAA	2991-50-6	ND	0.755	1.51	2.01		B1H0259	01-Sep-21	0.248 L	02-Sep-21 22:32	1
PFUnA	2058-94-8	ND	0.755	1.51	2.01		B1H0259	01-Sep-21	0.248 L	02-Sep-21 22:32	1
PFDoA	307-55-1	ND	0.755	1.51	2.01		B1H0259	01-Sep-21	0.248 L	02-Sep-21 22:32	1
PFTTrDA	72629-94-8	ND	0.755	1.51	2.01		B1H0259	01-Sep-21	0.248 L	02-Sep-21 22:32	1
11Cl-PF3OUdS	763051-92-9	ND	0.755	1.51	2.01		B1H0259	01-Sep-21	0.248 L	02-Sep-21 22:32	1
PFTeDA	376-06-7	ND	0.755	1.51	2.01		B1H0259	01-Sep-21	0.248 L	02-Sep-21 22:32	1
Labeled Standards	Type	% Recovery	Limits		Qualifiers	Batch	Extracted	Samp Size	Analyzed	Dilution	
13C2-PFHxA	SURR	97.5	70 - 130			B1H0259	01-Sep-21	0.248 L	02-Sep-21 22:32	1	
13C2-PFDA	SURR	81.6	70 - 130			B1H0259	01-Sep-21	0.248 L	02-Sep-21 22:32	1	
d5-EtFOSAA	SURR	81.9	70 - 130			B1H0259	01-Sep-21	0.248 L	02-Sep-21 22:32	1	
13C3-HFPO-DA	SURR	114	70 - 130			B1H0259	01-Sep-21	0.248 L	02-Sep-21 22:32	1	

DL - Detection Limit

LOD - Limit of Detection

Results reported to the DL.

LOQ - Limit of quantitation

When reported, PFHxS, PFOA, PFOS, MeFOSAA and EtFOSAA include both linear and branched isomers. Only the linear isomer is reported for all other analytes.

Sample ID: AOI 2-5
EPA Method 537.1

Client Data				Laboratory Data			
Name:	Wood Environment & Infrastructure	Matrix:	Drinking Water	Lab Sample:	2108240-02	Column:	BEH C18
Project:	Grand Ledge	Date Collected:	24-Aug-21 11:00	Date Received:	25-Aug-21 09:30		

Analyte	CAS Number	Conc. (ng/L)	DL	LOD	LOQ	Qualifiers	Batch	Extracted	Samp Size	Analyzed	Dilution
PFBS	375-73-5	ND	0.750	1.50	2.00		B1H0259	01-Sep-21	0.250 L	02-Sep-21 23:16	1
PFHxA	307-24-4	ND	0.750	1.50	2.00		B1H0259	01-Sep-21	0.250 L	02-Sep-21 23:16	1
HFPO-DA	13252-13-6	ND	0.750	1.50	2.00		B1H0259	01-Sep-21	0.250 L	02-Sep-21 23:16	1
PFHpA	375-85-9	ND	0.750	1.50	2.00		B1H0259	01-Sep-21	0.250 L	02-Sep-21 23:16	1
ADONA	919005-14-4	ND	0.750	1.50	2.00		B1H0259	01-Sep-21	0.250 L	02-Sep-21 23:16	1
PFHxS	355-46-4	ND	0.750	1.50	2.00		B1H0259	01-Sep-21	0.250 L	02-Sep-21 23:16	1
PFOA	335-67-1	ND	0.750	1.50	2.00		B1H0259	01-Sep-21	0.250 L	02-Sep-21 23:16	1
PFNA	375-95-1	ND	0.750	1.50	2.00		B1H0259	01-Sep-21	0.250 L	02-Sep-21 23:16	1
PFOS	1763-23-1	ND	0.750	1.50	2.00		B1H0259	01-Sep-21	0.250 L	02-Sep-21 23:16	1
9Cl-PF3ONS	756426-58-1	ND	0.750	1.50	2.00		B1H0259	01-Sep-21	0.250 L	02-Sep-21 23:16	1
PFDA	335-76-2	ND	0.750	1.50	2.00		B1H0259	01-Sep-21	0.250 L	02-Sep-21 23:16	1
MeFOSAA	2355-31-9	ND	0.750	1.50	2.00		B1H0259	01-Sep-21	0.250 L	02-Sep-21 23:16	1
EtFOSAA	2991-50-6	ND	0.750	1.50	2.00		B1H0259	01-Sep-21	0.250 L	02-Sep-21 23:16	1
PFUnA	2058-94-8	ND	0.750	1.50	2.00		B1H0259	01-Sep-21	0.250 L	02-Sep-21 23:16	1
PFDoA	307-55-1	ND	0.750	1.50	2.00		B1H0259	01-Sep-21	0.250 L	02-Sep-21 23:16	1
PFTTrDA	72629-94-8	ND	0.750	1.50	2.00		B1H0259	01-Sep-21	0.250 L	02-Sep-21 23:16	1
11Cl-PF3OUdS	763051-92-9	ND	0.750	1.50	2.00		B1H0259	01-Sep-21	0.250 L	02-Sep-21 23:16	1
PFTeDA	376-06-7	ND	0.750	1.50	2.00		B1H0259	01-Sep-21	0.250 L	02-Sep-21 23:16	1
Labeled Standards	Type	% Recovery	Limits		Qualifiers	Batch	Extracted	Samp Size	Analyzed	Dilution	
13C2-PFHxA	SURR	94.6	70 - 130			B1H0259	01-Sep-21	0.250 L	02-Sep-21 23:16	1	
13C2-PFDA	SURR	81.5	70 - 130			B1H0259	01-Sep-21	0.250 L	02-Sep-21 23:16	1	
d5-EtFOSAA	SURR	74.2	70 - 130			B1H0259	01-Sep-21	0.250 L	02-Sep-21 23:16	1	
13C3-HFPO-DA	SURR	108	70 - 130			B1H0259	01-Sep-21	0.250 L	02-Sep-21 23:16	1	

DL - Detection Limit

LOD - Limit of Detection

Results reported to the DL.

LOQ - Limit of quantitation

When reported, PFHxS, PFOA, PFOS, MeFOSAA and EtFOSAA include both linear and branched isomers. Only the linear isomer is reported for all other analytes.

Sample ID: FB-02
EPA Method 537.1

Client Data				Laboratory Data			
Name:	Wood Environment & Infrastructure	Matrix:	Drinking Water	Lab Sample:	2108240-03	Column:	BEH C18
Project:	Grand Ledge	Date Collected:	24-Aug-21 10:55	Date Received:	25-Aug-21 09:30		

Analyte	CAS Number	Conc. (ng/L)	DL	LOD	LOQ	Qualifiers	Batch	Extracted	Samp Size	Analyzed	Dilution
PFBS	375-73-5	ND	0.755	1.51	2.01		B1H0259	01-Sep-21	0.248 L	02-Sep-21 23:27	1
PFHxA	307-24-4	ND	0.755	1.51	2.01		B1H0259	01-Sep-21	0.248 L	02-Sep-21 23:27	1
HFPO-DA	13252-13-6	ND	0.755	1.51	2.01		B1H0259	01-Sep-21	0.248 L	02-Sep-21 23:27	1
PFHpA	375-85-9	ND	0.755	1.51	2.01		B1H0259	01-Sep-21	0.248 L	02-Sep-21 23:27	1
ADONA	919005-14-4	ND	0.755	1.51	2.01		B1H0259	01-Sep-21	0.248 L	02-Sep-21 23:27	1
PFHxS	355-46-4	ND	0.755	1.51	2.01		B1H0259	01-Sep-21	0.248 L	02-Sep-21 23:27	1
PFOA	335-67-1	ND	0.755	1.51	2.01		B1H0259	01-Sep-21	0.248 L	02-Sep-21 23:27	1
PFNA	375-95-1	ND	0.755	1.51	2.01		B1H0259	01-Sep-21	0.248 L	02-Sep-21 23:27	1
PFOS	1763-23-1	ND	0.755	1.51	2.01		B1H0259	01-Sep-21	0.248 L	02-Sep-21 23:27	1
9Cl-PF3ONS	756426-58-1	ND	0.755	1.51	2.01		B1H0259	01-Sep-21	0.248 L	02-Sep-21 23:27	1
PFDA	335-76-2	ND	0.755	1.51	2.01		B1H0259	01-Sep-21	0.248 L	02-Sep-21 23:27	1
MeFOSAA	2355-31-9	ND	0.755	1.51	2.01		B1H0259	01-Sep-21	0.248 L	02-Sep-21 23:27	1
EtFOSAA	2991-50-6	ND	0.755	1.51	2.01		B1H0259	01-Sep-21	0.248 L	02-Sep-21 23:27	1
PFUnA	2058-94-8	ND	0.755	1.51	2.01		B1H0259	01-Sep-21	0.248 L	02-Sep-21 23:27	1
PFDoA	307-55-1	ND	0.755	1.51	2.01		B1H0259	01-Sep-21	0.248 L	02-Sep-21 23:27	1
PFTTrDA	72629-94-8	ND	0.755	1.51	2.01		B1H0259	01-Sep-21	0.248 L	02-Sep-21 23:27	1
11Cl-PF3OUdS	763051-92-9	ND	0.755	1.51	2.01		B1H0259	01-Sep-21	0.248 L	02-Sep-21 23:27	1
PFTeDA	376-06-7	ND	0.755	1.51	2.01		B1H0259	01-Sep-21	0.248 L	02-Sep-21 23:27	1
Labeled Standards	Type	% Recovery	Limits		Qualifiers	Batch	Extracted	Samp Size	Analyzed	Dilution	
13C2-PFHxA	SURR	99.8	70 - 130			B1H0259	01-Sep-21	0.248 L	02-Sep-21 23:27	1	
13C2-PFDA	SURR	83.0	70 - 130			B1H0259	01-Sep-21	0.248 L	02-Sep-21 23:27	1	
d5-EtFOSAA	SURR	79.8	70 - 130			B1H0259	01-Sep-21	0.248 L	02-Sep-21 23:27	1	
13C3-HFPO-DA	SURR	109	70 - 130			B1H0259	01-Sep-21	0.248 L	02-Sep-21 23:27	1	

DL - Detection Limit

LOD - Limit of Detection

Results reported to the DL.

LOQ - Limit of quantitation

When reported, PFHxS, PFOA, PFOS, MeFOSAA and EtFOSAA include both linear and branched isomers. Only the linear isomer is reported for all other analytes.

DATA QUALIFIERS & ABBREVIATIONS

B	This compound was also detected in the method blank
Conc.	Concentration
CRS	Cleanup Recovery Standard
D	Dilution
DL	Detection Limit
E	The associated compound concentration exceeded the calibration range of the instrument
H	Recovery and/or RPD was outside laboratory acceptance limits
I	Chemical Interference
IS	Internal Standard
J	The amount detected is below the Reporting Limit/LOQ
LOD	Limit of Detection
LOQ	Limit of Quantitation
M	Estimated Maximum Possible Concentration (CA Region 2 projects only)
MDL	Method Detection Limit
NA	Not applicable
ND	Not Detected
OPR	Ongoing Precision and Recovery sample
P	The reported concentration may include contribution from chlorinated diphenyl ether(s).
Q	The ion transition ratio is outside of the acceptance criteria.
RL	Reporting Limit
RL	For 537.1, the reported RLs are the MRLs.
TEQ	Toxic Equivalency, sum of the toxic equivalency factors (TEF) multiplied by the sample concentrations.
TEQMax	TEQ calculation that uses the detection limit as the concentration for non-detects
TEQMin	TEQ calculation that uses zero as the concentration for non-detects
TEQRisk	TEQ calculation that uses ½ the detection limit as the concentration for non-detects
U	Not Detected (specific projects only)
*	See Cover Letter

Unless otherwise noted, solid sample results are reported in dry weight. Tissue samples are reported in wet weight.

Vista Analytical Laboratory Certifications

Accrediting Authority	Certificate Number
Alaska Department of Environmental Conservation	17-013
Arkansas Department of Environmental Quality	21-023-0
California Department of Health – ELAP	2892
DoD ELAP - A2LA Accredited - ISO/IEC 17025:2005	3091.01
Florida Department of Health	E87777-26
Hawaii Department of Health	N/A
Louisiana Department of Environmental Quality	01977
Maine Department of Health	2020018
Massachusetts Department of Environmental Protection	M-CA413
Michigan Department of Environmental Quality	9932
Minnesota Department of Health	1980678
New Hampshire Environmental Accreditation Program	207720
New Jersey Department of Environmental Protection	CA003
New York Department of Health	11411
Ohio Environmental Protection Agency	87778
Oregon Laboratory Accreditation Program	4042-016
Pennsylvania Department of Environmental Protection	017
Texas Commission on Environmental Quality	T104704189-21-12
Vermont Department of Health	VT-4042
Virginia Department of General Services	10769
Washington Department of Ecology	C584
Wisconsin Department of Natural Resources	998036160

Current certificates and lists of licensed parameters are located in the Quality Assurance office and are available upon request.

NELAP Accredited Test Methods

MATRIX: Air	
Description of Test	Method
Determination of Polychlorinated p- Dioxins & Polychlorinated Dibenzofurans	EPA 23
Polychlorinated Dibenzodioxins in Ambient Air by GC/HRMS	EPA TO-9A

MATRIX: Biological Tissue	
Description of Test	Method
Tetra- through Octa-Chlorinated Dioxins and Furans by Isotope Dilution GC/HRMS	EPA 1613B
Brominated Diphenyl Ethers by HRGC/HRMS	EPA 1614A
Chlorinated Biphenyl Congeners in Water, Soil, Sediment, and Tissue by GC/HRMS	EPA 1668A/C
Pesticides in Water, Soil, Sediment, Biosolids, and Tissue by HRGC/HRMS	EPA 1699
Perfluorinated Alkyl Acids in Drinking Water by SPE and LC/MS/MS	EPA 537
Polychlorinated Dibenzo-p-Dioxins and Polychlorinated Dibenzofurans by GC/HRMS	EPA 8280A/B
Polychlorinated Dibenzodioxins (PCDDs) and Polychlorinated Dibenzofurans (PCDFs) by GC/HRMS	EPA 8290/8290A

MATRIX: Drinking Water	
Description of Test	Method
Tetra- through Octa-Chlorinated Dioxins and Furans by Isotope Dilution GC/HRMS	EPA 1613/1613B
Perfluorinated Alkyl Acids in Drinking Water by SPE and LC/MS/MS	EPA 537
Perfluorinated Alkyl Acids in Drinking Water by SPE and LC/MS/MS	EPA 537.1
Determination of Per- and Polyfluoroalkyl Substances in Drinking Water by Isotope Dilution Anion Exchange Solid Phase Extraction and Liquid Chromatography/Tandem Mass Spectrometry	EPA 533
Perfluorooctanesulfonate (PFOS) and Perfluorooctanoate (PFOA) - Method for Unfiltered Samples Using Solid Phase Extraction and Liquid Chromatography/Mass Spectrometry	ISO 25101 2009

MATRIX: Non-Potable Water	
Description of Test	Method
Tetra- through Octa-Chlorinated Dioxins and Furans by Isotope Dilution GC/HRMS	EPA 1613B
Brominated Diphenyl Ethers by HRGC/HRMS	EPA 1614A
Chlorinated Biphenyl Congeners in Water, Soil, Sediment, and Tissue by GC/HRMS	EPA 1668A/C
Pesticides in Water, Soil, Sediment, Biosolids, and Tissue by HRGC/HRMS	EPA 1699
Perfluorinated Alkyl Acids in Drinking Water by SPE and LC/MS/MS	EPA 537
Dioxin by GC/HRMS	EPA 613
Polychlorinated Dibenzo-p-Dioxins and Polychlorinated Dibenzofurans by GC/HRMS	EPA 8280A/B
Polychlorinated Dibenzodioxins (PCDDs) and Polychlorinated Dibenzofurans (PCDFs) by GC/HRMS	EPA 8290/8290A

MATRIX: Solids	
Description of Test	Method
Tetra-Octa Chlorinated Dioxins and Furans by Isotope Dilution GC/HRMS	EPA 1613
Tetra- through Octa-Chlorinated Dioxins and Furans by Isotope Dilution GC/HRMS	EPA 1613B
Brominated Diphenyl Ethers by HRGC/HRMS	EPA 1614A
Chlorinated Biphenyl Congeners in Water, Soil, Sediment, and Tissue by GC/HRMS	EPA 1668A/C
Pesticides in Water, Soil, Sediment, Biosolids, and Tissue by HRGC/HRMS	EPA 1699
Perfluorinated Alkyl Acids in Drinking Water by SPE and LC/MS/MS	EPA 537
Polychlorinated Dibenzo-p-Dioxins and Polychlorinated Dibenzofurans by GC/HRMS	EPA 8280A/B
Polychlorinated Dibenzodioxins (PCDDs) and Polychlorinated Dibenzofurans (PCDFs) by GC/HRMS	EPA 8290/8290A



CHAIN OF CUSTODY

— Revised COC received 08/31/21 14:24 via email 08/31/21 —

For Laboratory Use Only
 Work Order #: 2108240 Temp: 16.8 °C
 Storage ID: R-13, WR-2 Storage Secured: Yes No
 TAT Standard: 21 days
 (check one): Rush (surcharge may apply) 14 days 7 days Specify: _____

Client/WWSN: Wood PO#: 3310188013 Sampler #1: Ashlee Charters
 Project ID: Grand Ledge Sampler #2: _____

Ashlee Charters 8.24.21 1700 Fedex 8.24.21 1700
 Relinquished by (printed name and signature) Date Time Received by (printed name and signature) Date Time
Fedex 08/25/21 0930 Marissa Sparks WSparks 08/25/21 0930
 Relinquished by (printed name and signature) Date Time Received by (printed name and signature) Date Time
 _____ _____ _____ WWS 08/25/21 _____

SHIP TO: Vista Analytical Laboratory 1104 Windfield Way El Dorado Hills, CA 95762 (916) 673-1520 * Fax (916) 673-0106				Method of Shipment: <u>Fedex</u>		Add Analysis(es) Requested									
ATTN: <u>Sample Receiving</u>				Tracking No.: _____		Container(s)		EGLE Information		PFAS by Isotope Dilution		EPA Method 537.1 (DW only)*		Comments	
Sample ID	Date	Time	Sample Location	Quantity	Type	Matrix	Site Code/Well #/Source ID	Routine (RT), Raw (RW), Process (PB), Check (C+)	MI List or 28	List or 24	Other: Please Attach Analyte List	List or 18	List or 14		PCOA & PFOS only
TB-02	<u>605</u>	<u>8.24.21</u>		2	P	DW	NA	RT							
AOI 2-5	<u>1100</u>	<u>↓</u>		2	P	DW	2050619-002	↓							
FB-02	<u>1053</u>	<u>↓</u>		1	P	DW	NA								

*Note: MI EGLE requires all drinking water samples to be analyzed by EPA Method 537.1 if submitted for compliance purposes.

Special Instructions/Comments: Please send results to:
ashlee.charters@woodplc.com
Helen.Rought@woodplc.com
Robert.Lint@woodplc.com
Robert.K.Macleod2.nfg@mail.mil
Scott.Rought@woodplc.com

SEND DOCUMENTATION AND RESULTS TO:
 Name: _____
 Company: _____
 Address: _____
 City: _____ State: _____ Zip: _____
 Phone: _____
 Email: _____

Container Types: P= HDPE, PJ= HDPE Jar Bottle Preservation Type: _____ Matrix Types: AQ = Aqueous, DW = Drinking Water, EF = Effluent, PP = Pulp/Paper, SD = Sediment,
 PY = Polypropylene O = Other: _____ TZ = Trizma, O = Other: _____ SL = Sludge, SO = Soil, WW = Wastewater, B = Blood/Serum, O = Other: _____

— See revised CoC — 08/31/21



CHAIN OF CUSTODY

For Laboratory Use Only
 Work Order #: 2108240 Temp: 16.8 °C
 Storage ID: R-13, WWR-2 Storage Secured: Yes No

Client/WWSN: Wood PO#: 3310188013 Sampler #1: Ashlee Charters
 Project ID: Grand Ledge Sampler #2: _____

TAT Standard: 21 days
 (check one): Rush (surcharge may apply)
 14 days 7 days Specify: _____

Ashlee Charters 8.24.21 1700 FedEx 8.24.21 1700
 Relinquished by (printed name and signature) Date Time Received by (printed name and signature) Date Time
FedEx 08/25/21 0930 Marissa Sparks W. Spauld 08/25/21 0930
 Relinquished by (printed name and signature) Date Time Received by (printed name and signature) Date Time
 _____ _____ _____ WWS 08/25/21 _____ _____

SHIP TO: Vista Analytical Laboratory
 1104 Windfield Way
 El Dorado Hills, CA 95762
 (916) 673-1520 * Fax (916) 673-0106
 Method of Shipment: Fedex
 Tracking No.: _____
 ATTN: Sample Receiving

Add Analysis(es) Requested _____
 Container(s) _____
 EGLE Information _____
 PFAS by Isotope Dilution _____
 EPA Method 537.1 (DW only)* _____

*Note: MI EGLE requires all drinking water samples to be analyzed by EPA Method 537.1 if submitted for compliance purposes.

Sample ID	Date	Time	Sample Location	Quantity	Type	Matrix	Site Code/Vial #/Source ID	Routine (RT), Raw (RW), Process (PR), Check (Ch)	MI List of 28	List of 24	Other Please Attach Analyte List	List of 18	List of 14	PFOS & PFOS only	Comments
TB-02	<u>605</u>	<u>8.24.21</u>		2	P	DW	NA								
AOI 2-5	<u>1100</u>	↓		2	P	DW	2050619-002								
FB-02	<u>1055</u>	↓		1	P	DW	NA								

Special Instructions/Comments: Please send results to:
ashlee.charters@woodplc.com
Helen.Rought@woodplc.com
Robert.Lint@woodplc.com
Robert.K.Macleod2.nfg@mail.mil
Scott.Rought@woodplc.com

SEND DOCUMENTATION AND RESULTS TO:
 Name: _____
 Company: _____
 Address: _____
 City: _____ State: _____ Zip: _____
 Phone: _____
 Email: _____

Container Types: P= HDPE, PJ= HDPE Jar
 Bottle Preservation Type: _____
 Matrix Types: AQ = Aqueous, DW = Drinking Water, EF = Effluent, PP = Pulp/Paper, SD = Sediment, PY = Polypropylene O = Other: _____
 TZ = Trizma, O = Other: _____
 SL = Sludge, SO = Soil, WW = Wastewater, B = Blood/Serum, O = Other: _____

Sample Log-In Checklist

Page # 1 of 1

Vista Work Order #: 2108240 TAT std

Samples Arrival:	Date/Time 08/25/21 0930	Initials: MWS	Location: WR-2
			Shelf/Rack: N/A
Delivered By:	<input checked="" type="checkbox"/> FedEx	<input type="checkbox"/> UPS	<input type="checkbox"/> On Trac
		<input type="checkbox"/> GLS	<input type="checkbox"/> DHL
		<input type="checkbox"/> Hand Delivered	<input type="checkbox"/> Other
Preservation:	<input checked="" type="checkbox"/> Ice	<input type="checkbox"/> Blue Ice	<input type="checkbox"/> Techni Ice
		<input type="checkbox"/> Dry Ice	<input type="checkbox"/> None
Temp °C: 1.9 (uncorrected)	Probe used: Y / <input checked="" type="checkbox"/> N		Thermometer ID: IR-3
Temp °C: 1.8 (corrected)			

	YES	NO	NA
Shipping Container(s) Intact?	<input checked="" type="checkbox"/>	<input type="checkbox"/>	<input type="checkbox"/>
Shipping Custody Seals Intact?	<input checked="" type="checkbox"/>	<input type="checkbox"/>	<input type="checkbox"/>
Airbill <u> </u> Trk # <u>7746 2178 9753</u>	<input checked="" type="checkbox"/>	<input type="checkbox"/>	<input type="checkbox"/>
Shipping Documentation Present?	<input checked="" type="checkbox"/>	<input type="checkbox"/>	<input type="checkbox"/>
Shipping Container	<input type="checkbox"/> Vista	<input checked="" type="checkbox"/> Client	<input type="checkbox"/> Retain
			<input checked="" type="checkbox"/> Return
			<input type="checkbox"/> Dispose
Chain of Custody / Sample Documentation Present?	<input checked="" type="checkbox"/>	<input type="checkbox"/>	<input type="checkbox"/>
Chain of Custody / Sample Documentation Complete?	<input checked="" type="checkbox"/>	<input type="checkbox"/>	<input type="checkbox"/>
Holding Time Acceptable?	<input checked="" type="checkbox"/>	<input type="checkbox"/>	<input type="checkbox"/>
Logged In:	Date/Time 08/25/21 1159	Initials: MWS	Location: R-13, WR-2
			Shelf/Rack: B-2, E-3
COC Anomaly/Sample Acceptance Form completed?			
	<input type="checkbox"/>	<input checked="" type="checkbox"/>	<input checked="" type="checkbox"/>

Comments:

CoC/Label Reconciliation Report WO# 2108240

LabNumber	CoC Sample ID	Sample Alias	Sample Date/Time	Container	BaseMatrix	Sample Comments
2108240-01	A TB-02	<input checked="" type="checkbox"/>	24-Aug-21 06:05	<input checked="" type="checkbox"/>	Polypropylene, 250mL	Aqueous
2108240-01	B TB-02	<input checked="" type="checkbox"/>	24-Aug-21 06:05	<input checked="" type="checkbox"/>	Polypropylene, 250mL	Aqueous
2108240-02	A AOI 2-5	<input checked="" type="checkbox"/>	24-Aug-21 11:00	<input checked="" type="checkbox"/>	Polypropylene, 250mL	Aqueous
2108240-02	B AOI 2-5	<input checked="" type="checkbox"/>	24-Aug-21 11:00	<input type="checkbox"/> (B)	Polypropylene, 250mL	Aqueous
2108240-03	A FB-02 (B)	<input checked="" type="checkbox"/>	24-Aug-21 10:55	<input checked="" type="checkbox"/>	Polypropylene, 250mL (C)	Aqueous

Checkmarks indicate that information on the COC reconciled with the sample label.
Any discrepancies are noted in the following columns.

	Yes	No	NA
Sample Container Intact?	✓		
Sample Custody Seals Intact?			✓
Adequate Sample Volume?	✓		
Container Type Appropriate for Analysis(es)	✓		

Comments: (B) no backup volume received
(B) sample label: 1101 (date reconciles)
(C) Vista Ultra Pure Water FRB label present

Preservation Documented: Na2S2O3 Trizma NH4CH3CO2 None Other

(T4)

Verified by/Date: WUS 08/25/21

EXTRACTION INFORMATION

Process Sheet

Workorder: 2108240

Prep Expiration: 2021-08-31

Client: Wood Environment & Infrastructure

Workorder Due: 21-Sep-21 00:00

TAT: 27

Method: 537.1 PFAS DW Unmod (LOQ as RL) DL/LOD/LOQ
Matrix: Aqueous

Prep Batch: B140259

Version: 537.1 List of 18 Analytes
DoD QSM 5.3

Prep Data Entered: JC 09/02/21
Date and Initials

Initial Sequence: SII0007

LabSampID	A/B	Prep Rec	Spike Rec	ClientSampleID	Comments	Location	Container
2108240-01	A	<input checked="" type="checkbox"/>	<input checked="" type="checkbox"/>	TB-02		R-13 A-2	Polypropylene, 250mL
2108240-02	↓	<input checked="" type="checkbox"/>	<input checked="" type="checkbox"/>	AOI 2-5		R-13 A-2	Polypropylene, 250mL
2108240-03	↓	<input checked="" type="checkbox"/>	<input checked="" type="checkbox"/>	FB-02		R-13 A-2	Polypropylene, 250mL

WO Comments: Report to DL

Pre-Prep Check Out: CH 08/31/21

Prep Check Out: ME 09/10/21

Prep Reconciled Initials/Date: CH 08/31/21

Pre-Prep Check In: CH 08/31/21

Prep Check In: N/A

Spike Reconciled Initials/Date: ME 09/10/21

VialBoxID: Stormy

Matrix: Aqueous

Vista Internal Chain-of-Custody



Method: 537.1 PFAS DW Unmod

Method: 537.1 PFAS DW Unmod (LOQ as RL) DL/LOD/LOQ

B1H0259

Location	Reason	Initials	Date/Time	Location	Reason	Initials	Date/Time	Location	Reason	Initials	Date/Time
	L2			R-13				L2			
	Prep			R9				L1			
		CHT		R4				L2			
		CHT	08/31/21 15:41	R4				L1			
		ME	08/31/21 15:52	R4				R6			
		ME	09/10/21 08:00	R9				R9			
		ME	09/10/21 09:50	ME				AM			
		ME	09/10/21 13:06	ME				ME			
		AM	09/10/21 07:00	AM				ME			
		ME	09/10/21 17:19	ME							
Initial Storage	LabNumber	Cont									
R-9	2108190-01		CHT 08/31/21								
R-13 A-2	2108239-01	A	O	O	O	O	E	E	E		
R-13 A-2	2108239-02		↓	↓	↓	↓	↓	↓	↓		
R-13 A-2	2108239-03		↓	↓	↓	↓	↓	↓	↓		
R-13 A-2	2108239-04		↓	↓	↓	↓	↓	↓	↓		
R-13 A-2	2108240-01		↓	↓	↓	↓	↓	↓	↓		
R-13 A-2	2108240-02		↓	↓	↓	↓	↓	↓	↓		
R-13 A-2	2108240-03	✓	↓	↓	↓	↓	↓	↓	↓		
R-13 A-1	2108264-01										
R-13 A-1	2108264-02										
R-13 A-1	2108264-03										
R-13 A-1	2108264-04										
R-13 A-4	2108270-01		CHT 08/31/21								

Location Key:
 L1 = Prep Lab 1
 L2 = Prep Lab 2
 L3 = HRMS Diox
 L4 = Instrument
 Other = _____

Reason Key:
 R1 = Percent Solids
 R2 = Eluate Preservation
 R3 = Sub-Sample
 R4 = Extraction
 R6 = Concentration
 R7 = Filtering
 R8 = Analysis
 R9 = Storage
 Other = _____

Type Key:
 O = Original Sample
 E = Extract of Sample

Matrix: Aqueous

Vista Internal Chain-of-Custody



Method: 537.1 PFAS DW Unmod

Method: 537.1 PFAS DW Unmod (LOQ as RL) DL/LOD/LOQ

B1H0259

Location		L2	L1	R2	L1	R12			
Reason		R4	R4	R9	R6	R9			
Initials		ME	ME	ME	AM	ME			
Date/Time		09/01/21 08:00	09/01/21 09:00	09/01/21 13:00	09/02/21 07:00	09/02/21 17:19			
Initial Storage	LabNumber	Cont							
R-9	2108190-01		ME 08/31/21						
R-13 A-4	2108238-07R	B	O	O	E	E	E		
R-13 A-4	2108238-08R	↓	↓	↓	↓	↓	↓		
R-13 A-2	2108239-01								
R-13 A-2	2108239-02								
R-13 A-2	2108239-03								ME 08/31/21
R-13 A-2	2108239-04								
R-13 A-2	2108240-01								
R-13 A-2	2108240-02								
R-13 A-2	2108240-03								
R-13 A-1	2108252-02R	B	O	O	E	E	E		
R-13 A-1	2108252-03R	↓	↓	↓	↓	↓	↓		
R-13 A-1	2108252-06R	↓	↓	↓	↓	↓	↓		
R-13 A-1	2108252-08R	↓	↓	↓	↓	↓	↓		
R-13 A-1	2108264-01								
R-13 A-1	2108264-02								
R-13 A-1	2108264-03								ME 08/31/21
R-13 A-1	2108264-04								
R-13 A-4	2108270-01								

Location Key:
 L1 = Prep Lab 1
 L2 = Prep Lab 2
 L3 = HRMS Diox
 L4 = Instrument
 Other = _____

Reason Key:
 R1 = Percent Solids
 R2 = Eluate Preservation
 R3 = Sub-Sample
 R4 = Extraction

R6 = Concentration
 R7 = Filtering
 R8 = Analysis
 R9 = Storage
 Other = _____

Type Key:
 O = Original Sample
 E = Extract of Sample

PREPARATION BENCH SHEET

Matrix: Aqueous

Method: 537.1 PFAS DW Unmod

B1H0259

Chemist: ME

Prep Date: 09/10/21

Prep Time: 0947

Hood#: 17

Prepared using: LCMS - SPE Extraction-LCMS

Rec Date/Initials: AM 09/02/21		Trizma Lot#: T4		Date/Initials (pH and Balance): CHT 08/30/21		Balance ID: HR45-9						
Cen	VISTA Sample ID	Rec Vial1	Rec Vial2	pH Before	pH After	When checked Trizma Added in Lab	Bottle + Sample (g)	Bottle Only (g)	Sample Amt. (L)	SS/NS CHEM/WIT DATE	SPE and Reconciliation	IS CHEM/WIT DATE
<input type="checkbox"/>	B1H0259-BLK1	<input checked="" type="checkbox"/>	<input checked="" type="checkbox"/>	7.0	NA	<input checked="" type="checkbox"/>	N/A	N/A	(0.250)	ME AM 09/10/21	ME 09/10/21	AM 09/02/21 ME
<input type="checkbox"/>	B1H0259-BS1	<input checked="" type="checkbox"/>	<input checked="" type="checkbox"/>	7.0	↓	<input checked="" type="checkbox"/>	↓	↓	(0.250)	↓	↓	↓
<input type="checkbox"/>	B1H0259-BSD1	<input checked="" type="checkbox"/>	<input checked="" type="checkbox"/>	7.0	↓	<input checked="" type="checkbox"/>	↓	↓	(0.250)	↓	↓	↓
<input type="checkbox"/>	2108190-01 (A)	<input checked="" type="checkbox"/>	<input checked="" type="checkbox"/>	7.0	N/A	<input checked="" type="checkbox"/>	N/A	N/A	(0.250)	↓	↓	↓
<input type="checkbox"/>	2108264-01	<input checked="" type="checkbox"/>	<input checked="" type="checkbox"/>	7.0	NA	<input type="checkbox"/>	282.26	28.21	0.25405	↓	↓	↓
<input type="checkbox"/>	2108264-02	<input checked="" type="checkbox"/>	<input checked="" type="checkbox"/>	7.0	↓	<input type="checkbox"/>	286.43	28.10	0.25833	↓	↓	↓
<input type="checkbox"/>	2108264-03	<input checked="" type="checkbox"/>	<input checked="" type="checkbox"/>	7.0	↓	<input type="checkbox"/>	287.35	28.14	0.25921	↓	↓	↓
<input type="checkbox"/>	2108264-04	<input checked="" type="checkbox"/>	<input checked="" type="checkbox"/>	7.0	↓	<input type="checkbox"/>	279.14	28.44	0.25070	↓	↓	↓
<input type="checkbox"/>	2108270-01	<input checked="" type="checkbox"/>	<input checked="" type="checkbox"/>	7.0	7.0	<input checked="" type="checkbox"/>	295.52	37.06	0.25846	↓	↓	↓

6.4 CHT 08/30/21

(A) PT sample was transferred w/ a 250 µL syringe into 200 mL HPLC H₂O. Needle was inserted below water level. Sample was then diluted up to 250 mL of HPLC H₂O and follow our SOP to prepare, extract and analyze. ME 09/10/21.

SS/IS: 211701, (V3) 10 µL NS: 21G1901, (V4) 10 µL Low (Med) High IS/RS: 211702 (V3) 10 µL	SPE Chem: Strata X 33um 500mg/6mL Lot#: S19-006463 Ele SOLV: MeOH Lot#: EAO78-05 Final Volume(s) 1 mL	Notes:
--	---	--------

Comments: Assume 1 g = 1 mL
 Cen = Centrifuged
 Rec = Reconcile final vial transfer
 Work Order 2108240

- 1 = Sample colored after centrifuge
- 2 = Cartridge sorbent discolored after SPE
- 3 = Went dry during SPE Cartridge

PREPARATION BENCH SHEET

Matrix: Aqueous

Method: 537.1 PFAS DW Unmod

Method: 537.1 PFAS DW Unmod (LOO as RL) DL/LOD

B1H0259

Prepared using: LCMS - SPE Extraction-LCMS

Chemist: ME

Prep Date: 0910121

Prep Time: 0947

Hood#: 17

Trizma Lot#: T4

Rec Date/Initials: AM 09/02/21 Date/Initials (pH and Balance): CHT 08/31/21 BalanceID: HRNS1

Cen	VISTA Sample ID	Rec Vial1	Rec Vial2	pH Before	pH After	When checked Trizma Added in Lab	Bottle + Sample (g)	Bottle Only (g)	Sample Amt. (L)	SS/NS CHEM/WIT DATE	SPE and Reconciliation	IS CHEM/WIT DATE
<input type="checkbox"/>	B1H0259-BLK1	<input checked="" type="checkbox"/>	<input type="checkbox"/>			<input type="checkbox"/>				<u>CHT 08/31/21</u>		
<input type="checkbox"/>	B1H0259-BS1	<input checked="" type="checkbox"/>	<input type="checkbox"/>			<input type="checkbox"/>						
<input type="checkbox"/>	B1H0259-BSD1	<input type="checkbox"/>	<input type="checkbox"/>			<input type="checkbox"/>						
<input type="checkbox"/>	2108190-01	<input type="checkbox"/>	<input type="checkbox"/>			<input type="checkbox"/>						
<input type="checkbox"/>	2108239-01	<input checked="" type="checkbox"/>	<input checked="" type="checkbox"/>	7.0	<u>NA</u>	<input type="checkbox"/>	290.13	36.89	0.25384	<u>ME AM 0910121</u>	<u>ME 0910121</u>	<u>AM ME 09/02/21</u>
<input type="checkbox"/>	2108239-02	<input checked="" type="checkbox"/>	<input checked="" type="checkbox"/>	7.0		<input type="checkbox"/>	286.42	36.93	0.24949			
<input type="checkbox"/>	2108239-03	<input checked="" type="checkbox"/>	<input checked="" type="checkbox"/>	7.0		<input type="checkbox"/>	284.93	37.25	0.24768			
<input type="checkbox"/>	2108239-04	<input checked="" type="checkbox"/>	<input checked="" type="checkbox"/>	7.0		<input type="checkbox"/>	284.42	37.10	0.24732			
<input type="checkbox"/>	2108240-01	<input checked="" type="checkbox"/>	<input checked="" type="checkbox"/>	7.0		<input type="checkbox"/>	285.14	36.88	0.24826			
<input type="checkbox"/>	2108240-02	<input checked="" type="checkbox"/>	<input checked="" type="checkbox"/>	7.0		<input type="checkbox"/>	286.97	36.90	0.25007			
<input type="checkbox"/>	2108240-03	<input checked="" type="checkbox"/>	<input checked="" type="checkbox"/>	7.0		<input type="checkbox"/>	285.35	37.04	0.24831			
<input type="checkbox"/>	2108264-01	<input type="checkbox"/>	<input type="checkbox"/>			<input type="checkbox"/>						
<input type="checkbox"/>	2108264-02	<input type="checkbox"/>	<input type="checkbox"/>			<input type="checkbox"/>						
<input type="checkbox"/>	2108264-03	<input type="checkbox"/>	<input type="checkbox"/>			<input type="checkbox"/>						
<input type="checkbox"/>	2108264-04	<input type="checkbox"/>	<input type="checkbox"/>			<input type="checkbox"/>				<u>CHT 08/31/21</u>		

SS/IS: <u>2111701 (V3) 10µl</u>	SPE Chem: Strata X 33um 500mg/6mL Lot#: <u>519-006403</u>	Notes:
NS: <u>21G1901 (V4) 10µl</u>	Ele SOLV: MeOH Lot#: <u>EA078-05</u>	
Low <u>Med</u> High	Final Volume(s) <u>1</u> mL	
IS/RS: <u>21H1702 (V3) 10µl</u>		

Comments: Assume 1 g = 1 mL
 Cen = Centrifuged
 Rec = Reconcile final vial transfer
 1 = Sample colored after centrifuge
 2 = Cartridge sorbent discolored after SPE
 3 = Went dry during SPE Cartridge

PREPARATION BENCH SHEET

Matrix: Aqueous

Method: 537.1 PFAS DW Unmod

Method: 537.1 PFAS DW Unmod (LOO as RL) DL/LOD.

B1H0259

Prepared using: LCMS - SPE Extraction-LCMS

Chemist: ME

Prep Date: 09/01/21

Prep Time: 0947

Hood#: 17

Rec Date/Initials: <u>AM 09/02/21</u>		Trizma Lot#: <u>T4</u>		Date/Initials (pH and Balance): <u>09/01/21 ME</u>			BalanceID: <u>HEMS-09</u>					
Cen	VISTA Sample ID	Rec Vial1	Rec Vial2	pH Before	pH After	When checked Trizma Added in Lab	Bottle + Sample (g)	Bottle Only (g)	Sample Amt. (L)	SS/NS CHEM/WIT DATE	SPE and Reconciliation	IS CHEM/WIT DATE
<input type="checkbox"/>	B1H0259-BLK1	<input type="checkbox"/>	<input type="checkbox"/>			<input type="checkbox"/>						
<input type="checkbox"/>	B1H0259-BS1	<input type="checkbox"/>	<input type="checkbox"/>			<input type="checkbox"/>						
<input type="checkbox"/>	B1H0259-BSD1	<input type="checkbox"/>	<input type="checkbox"/>			<input type="checkbox"/>						
<input type="checkbox"/>	2108190-01	<input type="checkbox"/>	<input type="checkbox"/>			<input type="checkbox"/>						
<input type="checkbox"/>	2108238-07RE1	<input checked="" type="checkbox"/>	<input checked="" type="checkbox"/>	7.3	* \emptyset N/A	<input type="checkbox"/>	277.12	37.96	0.23916	ME AM 09/01/21	ME 09/01/21	AM ME 09/02/21
<input type="checkbox"/>	2108238-08RE1	<input checked="" type="checkbox"/>	<input checked="" type="checkbox"/>	7.0	* \emptyset N/A	<input type="checkbox"/>	273.99	38.72	0.23527	↓	↓	↓
<input type="checkbox"/>	2108239-01	<input type="checkbox"/>	<input type="checkbox"/>	* 7.		<input type="checkbox"/>						
<input type="checkbox"/>	2108239-02	<input type="checkbox"/>	<input type="checkbox"/>			<input type="checkbox"/>						
<input type="checkbox"/>	2108239-03	<input type="checkbox"/>	<input type="checkbox"/>			<input type="checkbox"/>						
<input type="checkbox"/>	2108239-04	<input type="checkbox"/>	<input type="checkbox"/>			<input type="checkbox"/>						
<input type="checkbox"/>	2108240-01	<input type="checkbox"/>	<input type="checkbox"/>			<input type="checkbox"/>						
<input type="checkbox"/>	2108240-02	<input type="checkbox"/>	<input type="checkbox"/>			<input type="checkbox"/>						
<input type="checkbox"/>	2108240-03	<input type="checkbox"/>	<input type="checkbox"/>			<input type="checkbox"/>						
<input type="checkbox"/>	2108252-02RE1	<input checked="" type="checkbox"/>	<input checked="" type="checkbox"/>	7.0	N/A	<input type="checkbox"/>	270.82	37.94	0.23285	ME AM 09/01/21	ME 09/01/21	AM ME 09/02/21
<input type="checkbox"/>	2108252-03RE1	<input checked="" type="checkbox"/>	<input checked="" type="checkbox"/>	7.0	N/A	<input type="checkbox"/>	279.92	39.19	0.24173	↓	↓	↓

SS/IS: <u>21H1701 (V3) 10µL</u>	SPE Chem: Strata X 33um 500mg/6mL Lot#: <u>S19-006403</u>	Notes: *ME 09/01/21
NS: <u>21G1901 (V4) 10µL</u>	Ele SOLV: MeOH	
Low <u>(Med)</u> High	Lot#: <u>E A 078-US</u>	
IS/RS: <u>21H1702 (V3) 10µL</u>	Final Volume(s) <u>1</u> mL	

Comments: Assume 1 g = 1 mL
Cen = Centrifuged
Rec = Reconcile final vial transfer
Work Order 2108240

1 = Sample colored after centrifuge
2 = Cartridge sorbent discolored after SPE
3 = Went dry during SPE Cartridge

PREPARATION BENCH SHEET

Matrix: Aqueous

Method: 537.1 PFAS DW Unmod

Method: 537.1 PFAS DW Unmod (LOO as RL) DL/LOD.

B1H0259

Prepared using: LCMS - SPE Extraction-LCMS

Chemist: ME

Prep Date: 0910121

Prep Time: 0947

Hood#: 17

Rec Date/Initials: AM 09/02/21		Trizma Lot#: T4		Date/Initials (pH and Balance): 0910121 ME			BalanceID: HRMS-09					
Cen	VISTA Sample ID	Rec Vial1	Rec Vial2	pH Before	pH After	When checked Trizma Added in Lab	Bottle + Sample (g)	Bottle Only (g)	Sample Amt. (L)	SS/NS CHEM/WIT DATE	SPE and Reconciliation	IS CHEM/WIT DATE
<input type="checkbox"/>	2108252-06RE1	<input checked="" type="checkbox"/>	<input checked="" type="checkbox"/>	7.0	N/A	<input type="checkbox"/>	279.45	37.87	0.24158	ME AM0910121	ME 0910121	AM ME 09/02/21
<input type="checkbox"/>	2108252-08RE1	<input checked="" type="checkbox"/>	<input checked="" type="checkbox"/>	7.0	N/A	<input type="checkbox"/>	276.67	38.05	0.23862	↓	↓	↓
<input type="checkbox"/>	2108264-01	<input type="checkbox"/>	<input type="checkbox"/>			<input type="checkbox"/>						
<input type="checkbox"/>	2108264-02	<input type="checkbox"/>	<input type="checkbox"/>			<input type="checkbox"/>						
<input type="checkbox"/>	2108264-03	<input type="checkbox"/>	<input type="checkbox"/>			<input type="checkbox"/>						
<input type="checkbox"/>	2108264-04	<input type="checkbox"/>	<input type="checkbox"/>			<input type="checkbox"/>						
<input type="checkbox"/>	2108270-01	<input type="checkbox"/>	<input type="checkbox"/>			<input type="checkbox"/>						

SS/IS: 2111701, (V2), 10µl NS: 2111901, (V4), 10µl Low (Med) High IS/RS: 2111702, (V2), 10µl	SPE Chem: Strata X 33um 500mg/6mL Lot#: S19-006403 Ele SOLV: MeOH Lot#: EA078-US Final Volume(s) 1 mL	Notes:
---	---	--------

Comments: Assume 1 g = 1 mL
 Cen = Centrifuged
 Rec = Reconcile final vial transfer
 Work Order 2108240

1 = Sample colored after centrifuge
 2 = Cartridge sorbent discolored after SPE
 3 = Went dry during SPE Cartridge

Batch: B1H0259

Matrix: Aqueous

LabNumber	WetWeight Initial (L)	% Solids (Extraction Solids)	DryWeight Initial (L)	Final (uL)	Extracted	Ext By	Spike	SpikeAmount (uL)	ClientMatrix	Analysis
2108190-01	0.25	N/A	N/A	1000	01-Sep-21 09:47	ME			Aqueous	537.1 PFAS DW Unmod
2108238-07RE1	0.23916			1000	01-Sep-21 09:47	ME			Drinking Water	537.1 PFAS DW Unmod (L)
2108238-08RE1	0.23527			1000	01-Sep-21 09:47	ME			Drinking Water	537.1 PFAS DW Unmod (L)
2108239-01	0.25384			1000	01-Sep-21 09:47	ME			Drinking Water	537.1 PFAS DW Unmod (L)
2108239-02	0.24949			1000	01-Sep-21 09:47	ME			Drinking Water	537.1 PFAS DW Unmod (L)
2108239-03	0.24768			1000	01-Sep-21 09:47	ME			Drinking Water	537.1 PFAS DW Unmod (L)
2108239-04	0.24732			1000	01-Sep-21 09:47	ME			Drinking Water	537.1 PFAS DW Unmod (L)
2108240-01	0.24826			1000	01-Sep-21 09:47	ME			Drinking Water	537.1 PFAS DW Unmod (L)
2108240-02	0.25007			1000	01-Sep-21 09:47	ME			Drinking Water	537.1 PFAS DW Unmod (L)
2108240-03	0.24831			1000	01-Sep-21 09:47	ME			Drinking Water	537.1 PFAS DW Unmod (L)
2108252-02RE1	0.23288			1000	01-Sep-21 09:47	ME			Drinking Water	537.1 PFAS DW Unmod (L)
2108252-03RE1	0.24173			1000	01-Sep-21 09:47	ME			Drinking Water	537.1 PFAS DW Unmod (L)
2108252-06RE1	0.24158			1000	01-Sep-21 09:47	ME			Drinking Water	537.1 PFAS DW Unmod (L)
2108252-08RE1	0.23862			1000	01-Sep-21 09:47	ME			Drinking Water	537.1 PFAS DW Unmod (L)
2108264-01	0.25405			1000	01-Sep-21 09:47	ME			Aqueous	537.1 PFAS DW Unmod
2108264-02	0.25833			1000	01-Sep-21 09:47	ME			Aqueous	537.1 PFAS DW Unmod
2108264-03	0.25921			1000	01-Sep-21 09:47	ME			Aqueous	537.1 PFAS DW Unmod
2108264-04	0.2507			1000	01-Sep-21 09:47	ME			Aqueous	537.1 PFAS DW Unmod
2108270-01	0.25846			1000	01-Sep-21 09:47	ME			Aqueous	537.1 PFAS DW Unmod
B1H0259-BLK1	0.25			1000	01-Sep-21 09:47	ME				QC
B1H0259-BS1	0.25			1000	01-Sep-21 09:47	ME	21G1901	10		QC
B1H0259-BSD1	0.25			1000	01-Sep-21 09:47	ME	21G1901	10		QC

All bolded data on report verified against written benchsheet by (initial/date) TC 09/02/21

SAMPLE DATA –EPA METHOD 537.1

Dataset: Q:\PFAS\PFAS.PRO\Results\2021Q\SEP21\210902Q1\210902Q1-55-57.qld

Last Altered: Friday, September 03, 2021 16:11:47 Pacific Daylight Time

Printed: Friday, September 03, 2021 16:13:01 Pacific Daylight Time

Name: 210902Q1-55, Date: 02-Sep-2021, Time: 20:42:01, ID: B1H0259-BLK1 0.25, Description: LRB

#	Name	Trace	Area	IS Area	Wt./Vol.	RRF Mean	Pred.RT	RT	y Axis Resp.	Conc.	%Rec
1	1 PFBS	299 > 80		3.32e4	0.250		3.72				
2	2 PFHxA	313.0 > 269		6.31e4	0.250		4.03				
3	3 HFPO-DA	284.9 > 169		6.31e4	0.250		4.18				
4	4 PFHpA	362.9 > 318.9		6.31e4	0.250		4.49				
5	5 ADONA	376.8 > 250.9		6.31e4	0.250		4.55				
6	24 13C4-PFOS	503.0 > 80	3.32e4	3.32e4	0.250	1.000	5.21	5.21	30.0	120	100.0
7	23 13C2-PFOA	414.9 > 369.7	6.31e4	6.31e4	0.250	1.000	4.85	4.85	10.0	40.0	100.0
8	23 13C2-PFOA	414.9 > 369.7	6.31e4	6.31e4	0.250	1.000	4.85	4.85	10.0	40.0	100.0
9	23 13C2-PFOA	414.9 > 369.7	6.31e4	6.31e4	0.250	1.000	4.85	4.85	10.0	40.0	100.0
10	23 13C2-PFOA	414.9 > 369.7	6.31e4	6.31e4	0.250	1.000	4.85	4.85	10.0	40.0	100.0
11	-1										
12	7 PFHxS	399 > 79.9		3.32e4	0.250		4.60				
13	6 PFOA	412.8 > 368.9		6.31e4	0.250		4.85				
14	8 PFNA	463 > 418.8		6.31e4	0.250		5.16				
15	9 PFOS	499 > 79.9	1.32e2	3.32e4	0.250		5.21	5.21	0.119	0.447	
16	10 9CI-PF3ONS	530.7 > 350.8		3.32e4	0.250		5.35				
17	24 13C4-PFOS	503.0 > 80	3.32e4	3.32e4	0.250	1.000	5.21	5.21	30.0	120	100.0
18	23 13C2-PFOA	414.9 > 369.7	6.31e4	6.31e4	0.250	1.000	4.85	4.85	10.0	40.0	100.0
19	23 13C2-PFOA	414.9 > 369.7	6.31e4	6.31e4	0.250	1.000	4.85	4.85	10.0	40.0	100.0
20	24 13C4-PFOS	503.0 > 80	3.32e4	3.32e4	0.250	1.000	5.21	5.21	30.0	120	100.0
21	24 13C4-PFOS	503.0 > 80	3.32e4	3.32e4	0.250	1.000	5.21	5.21	30.0	120	100.0
22	-1										
23	11 PFDA	513 > 468.8		6.31e4	0.250		5.41				
24	12 MeFOSAA	570.0 > 419.0		9.67e4	0.250		5.52				
25	13 EtFOSAA	584.1 > 419.0		9.67e4	0.250		5.63				
26	14 PFUnA	563 > 518.9		6.31e4	0.250		5.63				
27	17 11CI-PF3OUdS	630.8 > 450.8		3.32e4	0.250		5.77				
28	23 13C2-PFOA	414.9 > 369.7	6.31e4	6.31e4	0.250	1.000	4.85	4.85	10.0	40.0	100.0
29	25 d3-N-MeFOSAA	573.3 > 419.0	9.67e4	9.67e4	0.250	1.000	5.52	5.52	40.0	160	100.0
30	25 d3-N-MeFOSAA	573.3 > 419.0	9.67e4	9.67e4	0.250	1.000	5.52	5.52	40.0	160	100.0
31	24 13C4-PFOS	503.0 > 80	3.32e4	3.32e4	0.250	1.000	5.21	5.21	30.0	120	100.0
32	23 13C2-PFOA	414.9 > 369.7	6.31e4	6.31e4	0.250	1.000	4.85	4.85	10.0	40.0	100.0
33	-1										
34	15 PFDoA	612.9 > 318.8		6.31e4	0.250		5.83				
35	16 PFTrDA	662.9 > 618.9		6.31e4	0.250		6.00				
36	18 PFTeDA	713 > 669		6.31e4	0.250		6.15				

VY 9/3/2021

Dataset: Q:\PFAS\PFAS.PRO\Results\2021Q\SEP21\210902Q1\210902Q1-55-57.qld

Last Altered: Friday, September 03, 2021 16:11:47 Pacific Daylight Time

Printed: Friday, September 03, 2021 16:13:01 Pacific Daylight Time

Name: 210902Q1-55, Date: 02-Sep-2021, Time: 20:42:01, ID: B1H0259-BLK1 0.25, Description: LRB

	# Name	Trace	Area	IS Area	Wt./Vol.	RRF Mean	Pred.RT	RT	y Axis Resp.	Conc.	%Rec
37	19 13C2-PFHxA	315 > 270.0	5.34e4	6.31e4	0.250	0.871	3.99	4.02	8.47	38.9	97.2
38	20 13C3-HFPO-DA	287 > 169	1.05e4	6.31e4	0.250	0.159	4.18	4.18	1.67	42.1	105.2
39	23 13C2-PFOA	414.9 > 369.7	6.31e4	6.31e4	0.250	1.000	4.85	4.85	10.0	40.0	100.0
40	23 13C2-PFOA	414.9 > 369.7	6.31e4	6.31e4	0.250	1.000	4.85	4.85	10.0	40.0	100.0
41	23 13C2-PFOA	414.9 > 369.7	6.31e4	6.31e4	0.250	1.000	4.85	4.85	10.0	40.0	100.0
42	21 13C2-PFDA	515.1 > 469.9	7.05e4	6.31e4	0.250	1.388	5.41	5.41	11.2	32.2	80.5
43	22 d5-N-EtFOSAA	589.3 > 419.0	7.72e4	9.67e4	0.250	0.942	5.63	5.62	31.9	136	84.7

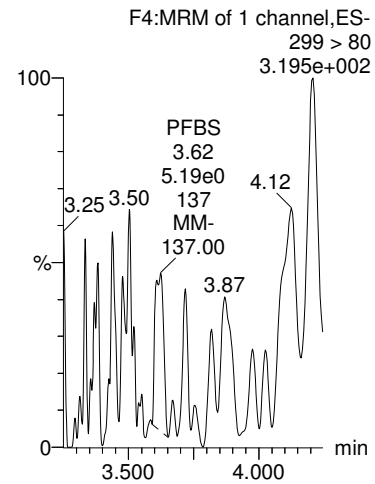
Dataset: Q:\PFAS\PFAS.PRO\Results\2021Q\SEP21\210902Q1\210902Q1-55-57.qld

Last Altered: Friday, September 03, 2021 16:11:47 Pacific Daylight Time
Printed: Friday, September 03, 2021 16:13:01 Pacific Daylight Time

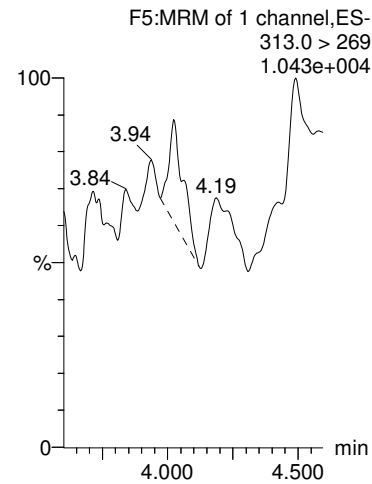
Method: Q:\PFAS\PFAS.PRO\MethDB\PFAS_DW_L18_090221.mdb 02 Sep 2021 16:01:38
Calibration: Q:\PFAS\PFAS.pro\CurveDB\C18_537_Q6_09-01-21.cdb 01 Sep 2021 14:21:40

Name: 210902Q1-55, Date: 02-Sep-2021, Time: 20:42:01, ID: B1H0259-BLK1 0.25, Description: LRB

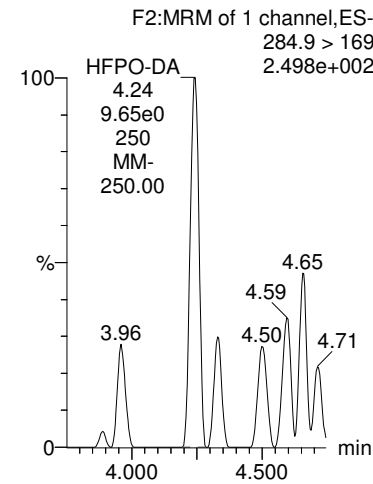
PFBS



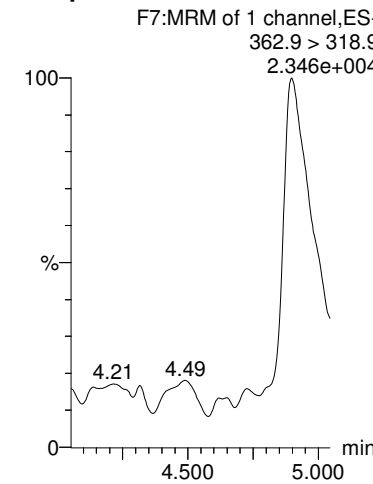
PFHxA



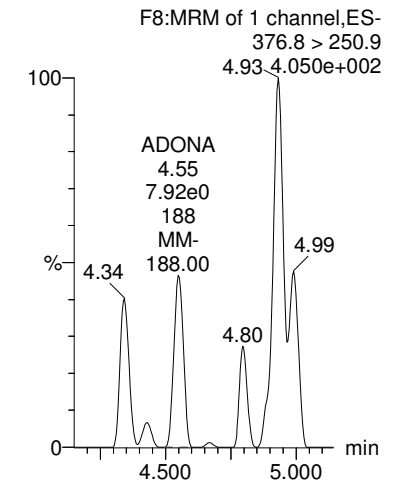
HFPO-DA



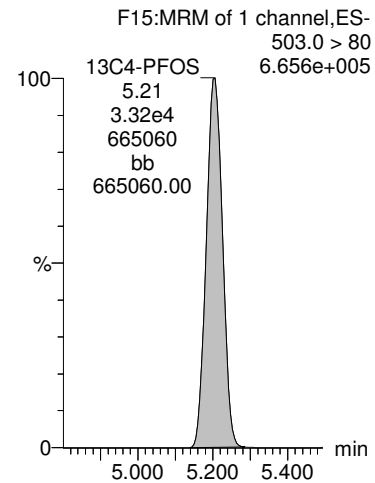
PFHpA



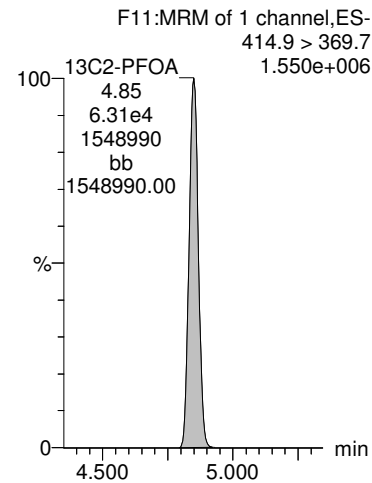
ADONA



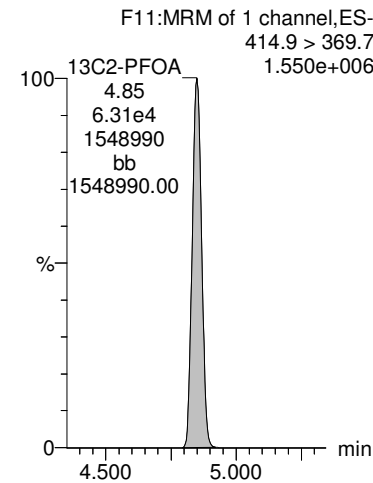
13C4-PFOS



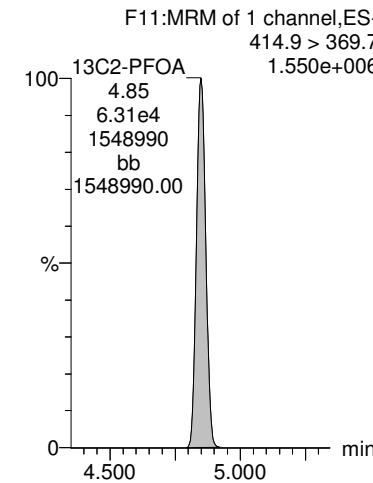
13C2-PFOA



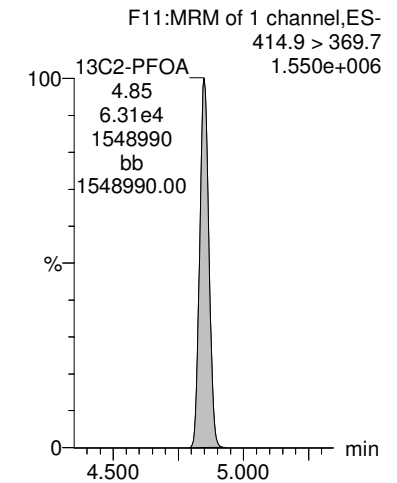
13C2-PFOA



13C2-PFOA



13C2-PFOA



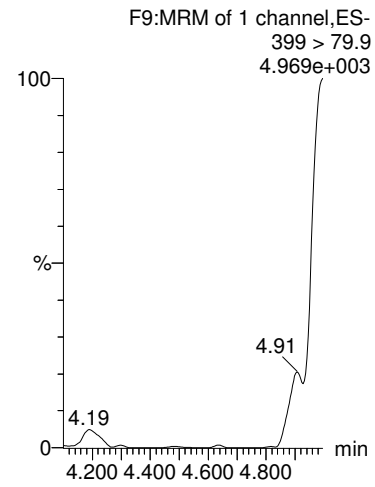
Dataset: Q:\PFAS\PFAS.PRO\Results\2021Q\SEP21\210902Q1\210902Q1-55-57.qld

Last Altered: Friday, September 03, 2021 16:11:47 Pacific Daylight Time

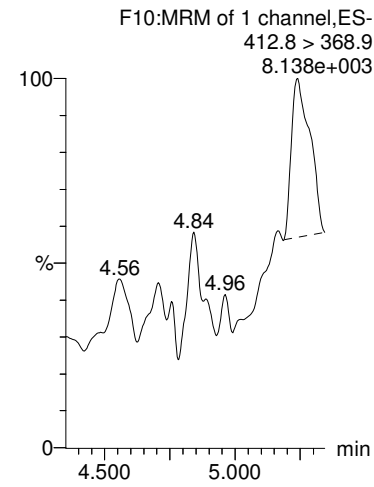
Printed: Friday, September 03, 2021 16:13:01 Pacific Daylight Time

Name: 210902Q1-55, Date: 02-Sep-2021, Time: 20:42:01, ID: B1H0259-BLK1 0.25, Description: LRB

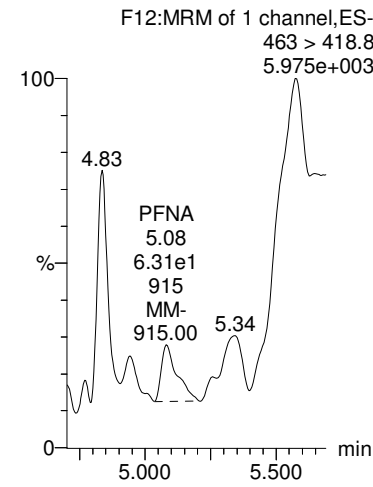
PFHxS



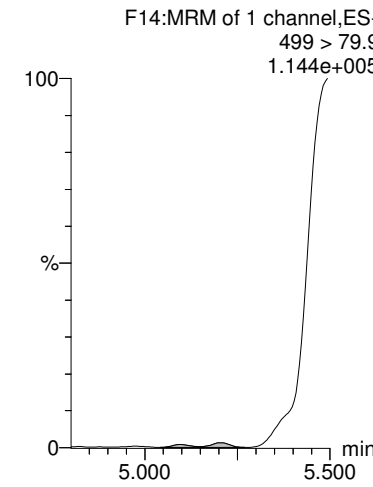
PFOA



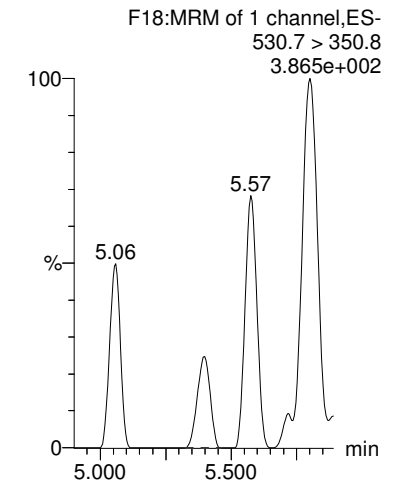
PFNA



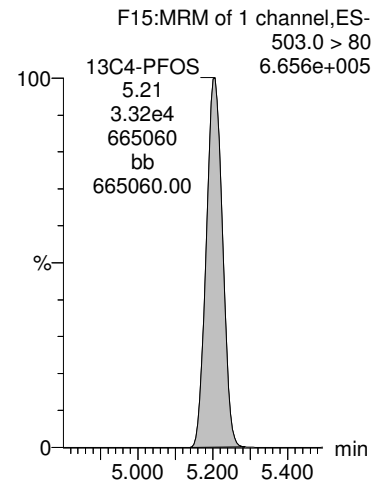
PFOS



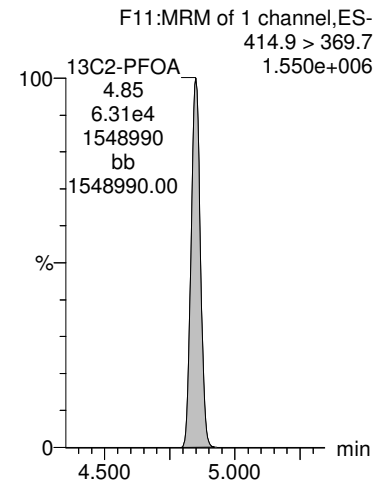
9CI-PF3ONS



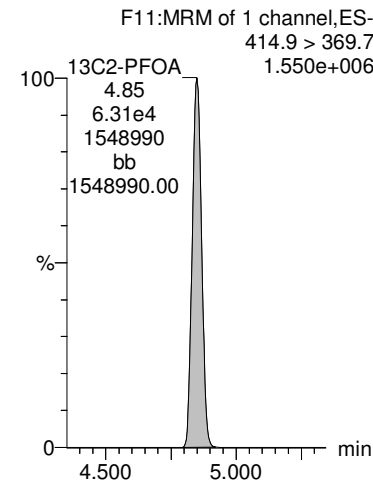
13C4-PFOS



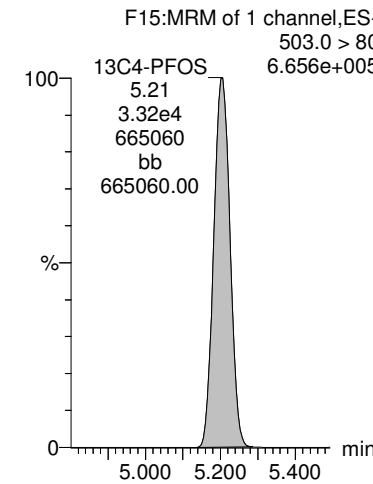
13C2-PFOA



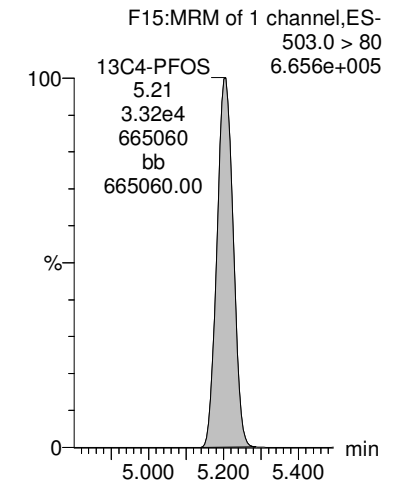
13C2-PFOA



13C4-PFOS



13C4-PFOS



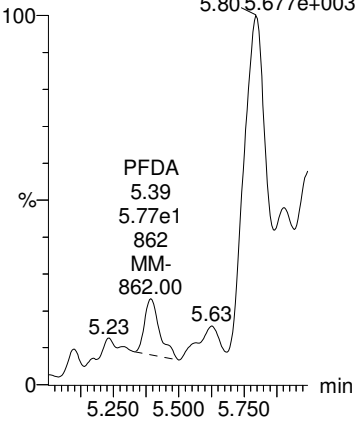
Dataset: Q:\PFAS\PFAS.PRO\Results\2021Q\SEP21\210902Q1\210902Q1-55-57.qld

Last Altered: Friday, September 03, 2021 16:11:47 Pacific Daylight Time
Printed: Friday, September 03, 2021 16:13:01 Pacific Daylight Time

Name: 210902Q1-55, Date: 02-Sep-2021, Time: 20:42:01, ID: B1H0259-BLK1 0.25, Description: LRB

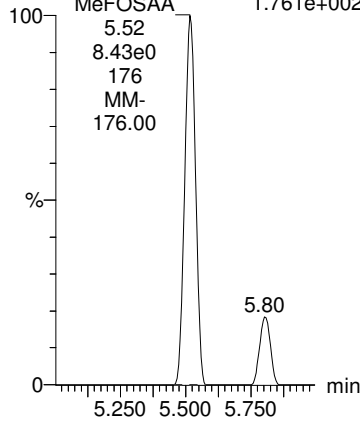
PFDA

F16:MRM of 1 channel,ES-
513 > 468.8
5.80 5.677e+003



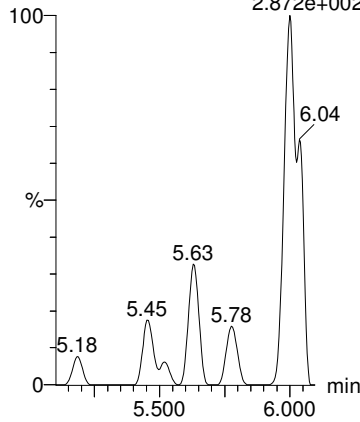
MeFOSAA

F20:MRM of 1 channel,ES-
570.0 > 419.0
1.761e+002



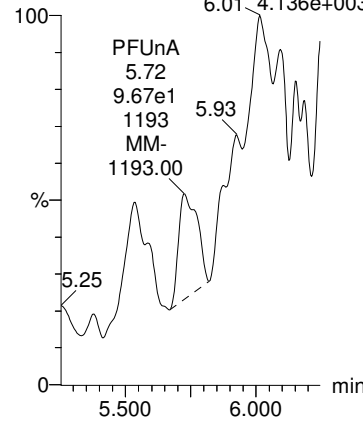
EtFOSAA

F22:MRM of 1 channel,ES-
584.1 > 419.0
2.872e+002



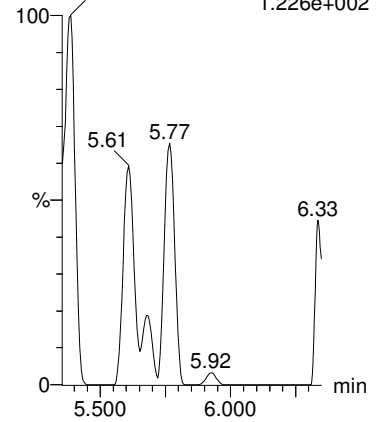
PFUnA

F19:MRM of 1 channel,ES-
563 > 518.9
4.136e+003



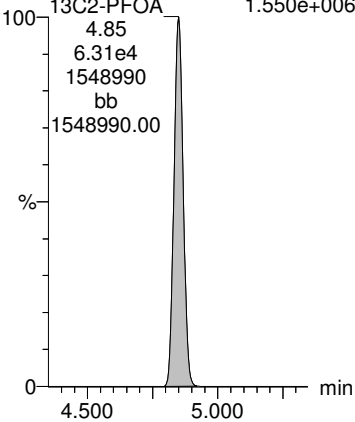
11CI-PF3OUdS

F25:MRM of 1 channel,ES-
630.8 > 450.8
1.226e+002



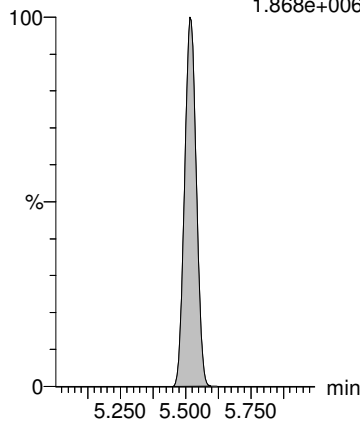
13C2-PFOA

F11:MRM of 1 channel,ES-
414.9 > 369.7
1.550e+006



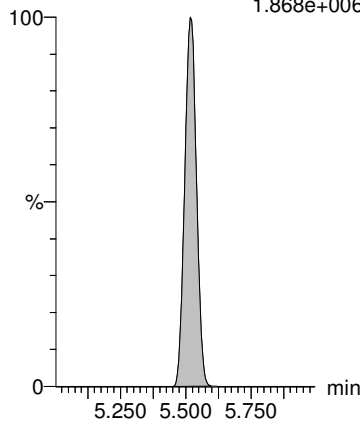
d3-N-MeFOSAA

F21:MRM of 1 channel,ES-
573.3 > 419.0
1.868e+006



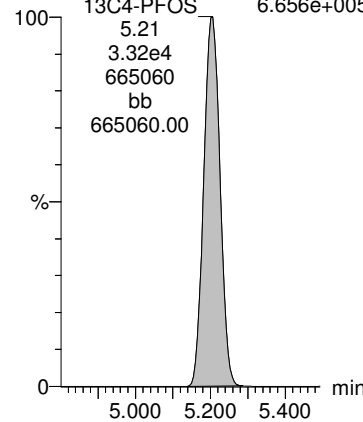
d3-N-MeFOSAA

F21:MRM of 1 channel,ES-
573.3 > 419.0
1.868e+006



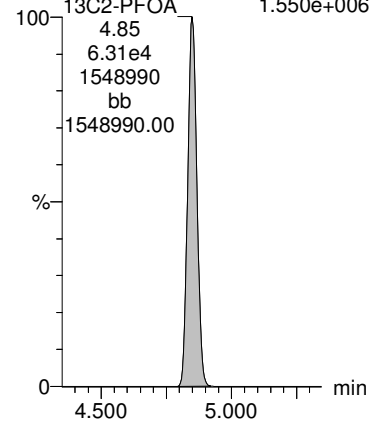
13C4-PFOS

F15:MRM of 1 channel,ES-
503.0 > 80
6.656e+005



13C2-PFOA

F11:MRM of 1 channel,ES-
414.9 > 369.7
1.550e+006



Dataset: Q:\PFAS\PFAS.PRO\Results\2021Q\SEP21\210902Q1\210902Q1-55-57.qld

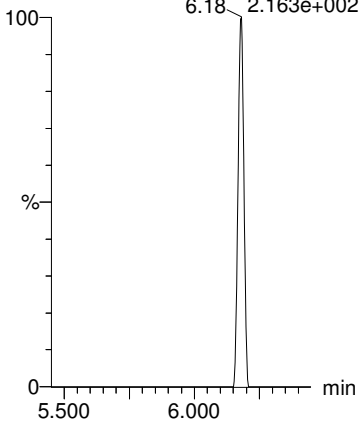
Last Altered: Friday, September 03, 2021 16:11:47 Pacific Daylight Time

Printed: Friday, September 03, 2021 16:13:01 Pacific Daylight Time

Name: 210902Q1-55, Date: 02-Sep-2021, Time: 20:42:01, ID: B1H0259-BLK1 0.25, Description: LRB

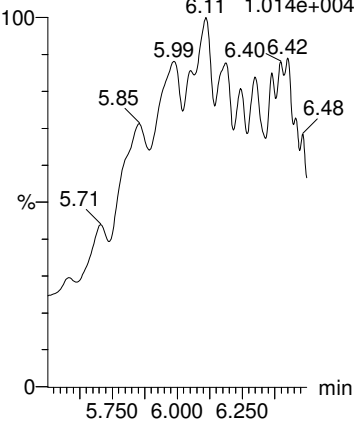
PFDoA

F24:MRM of 1 channel,ES-
612.9 > 318.8
2.163e+002



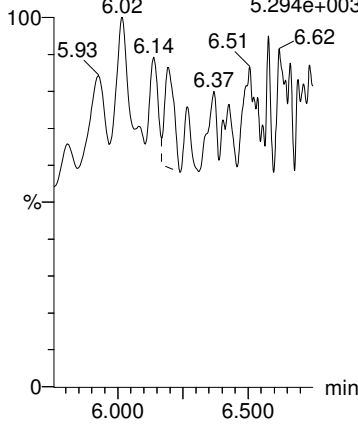
PFTrDA

F26:MRM of 1 channel,ES-
662.9 > 618.9
1.014e+004



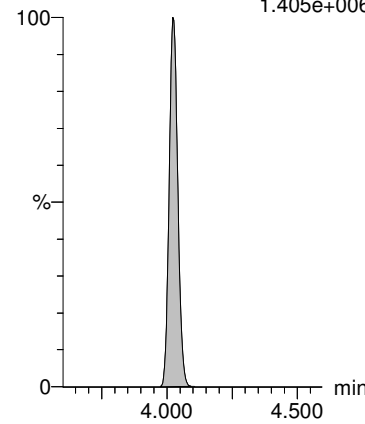
PFTeDA

F27:MRM of 1 channel,ES-
713 > 669
5.294e+003



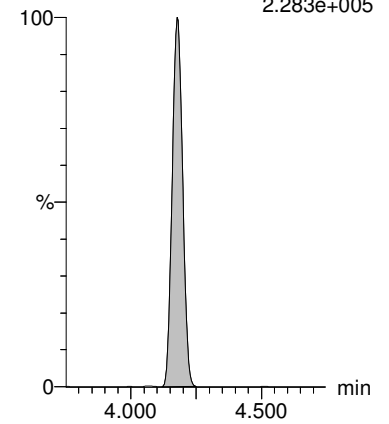
13C2-PFHxA

F6:MRM of 1 channel,ES-
315 > 270.0
1.405e+006



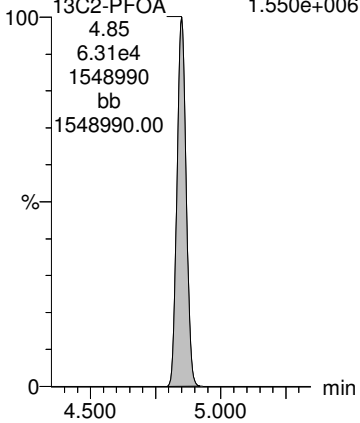
13C3-HFPO-DA

F3:MRM of 1 channel,ES-
287 > 169
2.283e+005



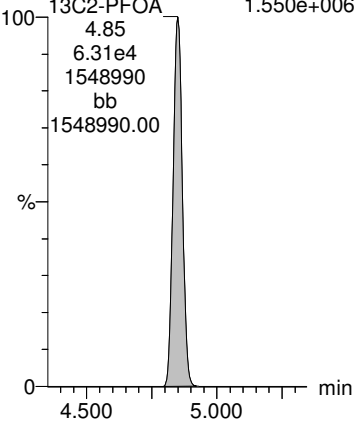
13C2-PFOA

F11:MRM of 1 channel,ES-
414.9 > 369.7
1.550e+006



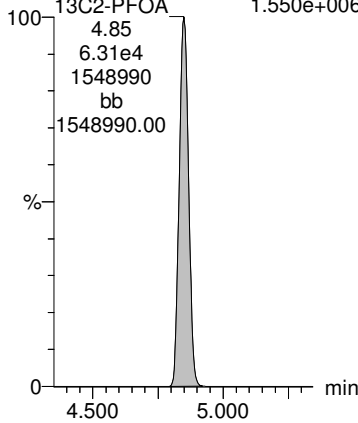
13C2-PFOA

F11:MRM of 1 channel,ES-
414.9 > 369.7
1.550e+006



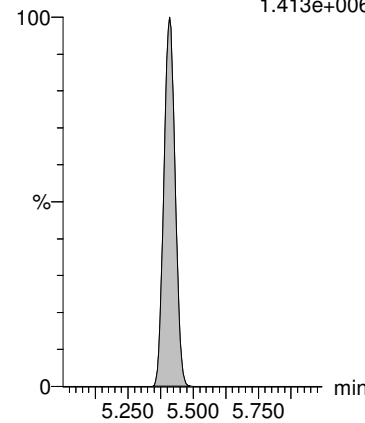
13C2-PFOA

F11:MRM of 1 channel,ES-
414.9 > 369.7
1.550e+006



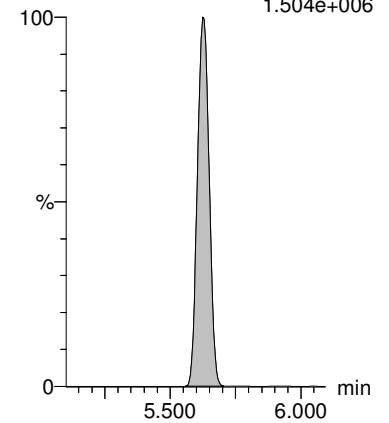
13C2-PFDA

F17:MRM of 1 channel,ES-
515.1 > 469.9
1.413e+006



d5-N-EtFOSAA

F23:MRM of 1 channel,ES-
589.3 > 419.0
1.504e+006



Dataset: Q:\PFAS\PFAS.PRO\Results\2021Q\SEP21\210902Q1\210902Q1-55-57.qld

Last Altered: Friday, September 03, 2021 16:11:47 Pacific Daylight Time

Printed: Friday, September 03, 2021 16:14:49 Pacific Daylight Time

Name: 210902Q1-56, Date: 02-Sep-2021, Time: 20:53:05, ID: B1H0259-BS1 0.25, Description: LFB

#	Name	Trace	Area	IS Area	Wt./Vol.	RRF Mean	Pred.RT	RT	y Axis Resp.	Conc.	%Rec
1	1 PFBS	299 > 80	1.49e4	2.90e4	0.250		3.71	3.72	15.4	39.8	112.4
2	2 PFHxA	313.0 > 269	4.97e4	5.96e4	0.250		4.03	4.03	8.34	40.7	101.7
3	3 HFPO-DA	284.9 > 169	9.53e3	5.96e4	0.250		4.18	4.18	1.60	43.8	109.5
4	4 PFHpA	362.9 > 318.9	5.41e4	5.96e4	0.250		4.49	4.49	9.07	42.7	106.8
5	5 ADONA	376.8 > 250.9	9.91e4	5.96e4	0.250		4.55	4.54	16.6	39.2	103.6
6	24 13C4-PFOS	503.0 > 80	2.90e4	2.90e4	0.250	1.000	5.21	5.20	30.0	120	100.0
7	23 13C2-PFOA	414.9 > 369.7	5.96e4	5.96e4	0.250	1.000	4.85	4.85	10.0	40.0	100.0
8	23 13C2-PFOA	414.9 > 369.7	5.96e4	5.96e4	0.250	1.000	4.85	4.85	10.0	40.0	100.0
9	23 13C2-PFOA	414.9 > 369.7	5.96e4	5.96e4	0.250	1.000	4.85	4.85	10.0	40.0	100.0
10	23 13C2-PFOA	414.9 > 369.7	5.96e4	5.96e4	0.250	1.000	4.85	4.85	10.0	40.0	100.0
11	-1										
12	7 PFHxS	399 > 79.9	1.00e4	2.90e4	0.250		4.59	4.60	10.3	39.4	108.2
13	6 PFOA	412.8 > 368.9	6.04e4	5.96e4	0.250		4.85	4.85	10.1	42.1	105.1
14	8 PFNA	463 > 418.8	5.89e4	5.96e4	0.250		5.16	5.15	9.87	37.1	92.9
15	9 PFOS	499 > 79.9	9.81e3	2.90e4	0.250		5.20	5.20	10.1	38.1	103.0
16	10 9CI-PF3ONS	530.7 > 350.8	1.35e4	2.90e4	0.250		5.35	5.35	13.9	39.5	106.1
17	24 13C4-PFOS	503.0 > 80	2.90e4	2.90e4	0.250	1.000	5.21	5.20	30.0	120	100.0
18	23 13C2-PFOA	414.9 > 369.7	5.96e4	5.96e4	0.250	1.000	4.85	4.85	10.0	40.0	100.0
19	23 13C2-PFOA	414.9 > 369.7	5.96e4	5.96e4	0.250	1.000	4.85	4.85	10.0	40.0	100.0
20	24 13C4-PFOS	503.0 > 80	2.90e4	2.90e4	0.250	1.000	5.21	5.20	30.0	120	100.0
21	24 13C4-PFOS	503.0 > 80	2.90e4	2.90e4	0.250	1.000	5.21	5.20	30.0	120	100.0
22	-1										
23	11 PFDA	513 > 468.8	5.50e4	5.96e4	0.250		5.41	5.41	9.22	35.4	88.4
24	12 MeFOSAA	570.0 > 419.0	1.98e4	8.80e4	0.250		5.52	5.52	8.99	38.0	94.9
25	13 EtFOSAA	584.1 > 419.0	1.68e4	8.80e4	0.250		5.63	5.63	7.63	38.5	96.2
26	14 PFUnA	563 > 518.9	7.09e4	5.96e4	0.250		5.63	5.63	11.9	36.6	91.4
27	17 11CI-PF3OUdS	630.8 > 450.8	3.79e4	2.90e4	0.250		5.77	5.76	39.2	38.8	103.3
28	23 13C2-PFOA	414.9 > 369.7	5.96e4	5.96e4	0.250	1.000	4.85	4.85	10.0	40.0	100.0
29	25 d3-N-MeFOSAA	573.3 > 419.0	8.80e4	8.80e4	0.250	1.000	5.52	5.52	40.0	160	100.0
30	25 d3-N-MeFOSAA	573.3 > 419.0	8.80e4	8.80e4	0.250	1.000	5.52	5.52	40.0	160	100.0
31	24 13C4-PFOS	503.0 > 80	2.90e4	2.90e4	0.250	1.000	5.21	5.20	30.0	120	100.0
32	23 13C2-PFOA	414.9 > 369.7	5.96e4	5.96e4	0.250	1.000	4.85	4.85	10.0	40.0	100.0
33	-1										
34	15 PFDoA	612.9 > 318.8	7.98e3	5.96e4	0.250		5.83	5.83	1.34	32.6	81.6
35	16 PFTTrDA	662.9 > 618.9	6.12e4	5.96e4	0.250		6.00	6.00	10.3	34.9	87.3
36	18 PFTeDA	713 > 669	4.17e4	5.96e4	0.250		6.15	6.15	7.00	32.6	81.5

VY 9/3/2021

Dataset: Q:\PFAS\PFAS.PRO\Results\2021Q\SEP21\210902Q1\210902Q1-55-57.qld

Last Altered: Friday, September 03, 2021 16:11:47 Pacific Daylight Time

Printed: Friday, September 03, 2021 16:14:49 Pacific Daylight Time

Name: 210902Q1-56, Date: 02-Sep-2021, Time: 20:53:05, ID: B1H0259-BS1 0.25, Description: LFB

	# Name	Trace	Area	IS Area	Wt./Vol.	RRF Mean	Pred.RT	RT	y Axis Resp.	Conc.	%Rec
37	19 13C2-PFHxA	315 > 270.0	4.99e4	5.96e4	0.250	0.871	3.99	4.02	8.37	38.4	96.1
38	20 13C3-HFPO-DA	287 > 169	9.85e3	5.96e4	0.250	0.159	4.18	4.18	1.65	41.6	104.1
39	23 13C2-PFOA	414.9 > 369.7	5.96e4	5.96e4	0.250	1.000	4.85	4.85	10.0	40.0	100.0
40	23 13C2-PFOA	414.9 > 369.7	5.96e4	5.96e4	0.250	1.000	4.85	4.85	10.0	40.0	100.0
41	23 13C2-PFOA	414.9 > 369.7	5.96e4	5.96e4	0.250	1.000	4.85	4.85	10.0	40.0	100.0
42	21 13C2-PFDA	515.1 > 469.9	6.99e4	5.96e4	0.250	1.388	5.41	5.41	11.7	33.8	84.5
43	22 d5-N-EtFOSAA	589.3 > 419.0	7.57e4	8.80e4	0.250	0.942	5.63	5.62	34.4	146	91.4

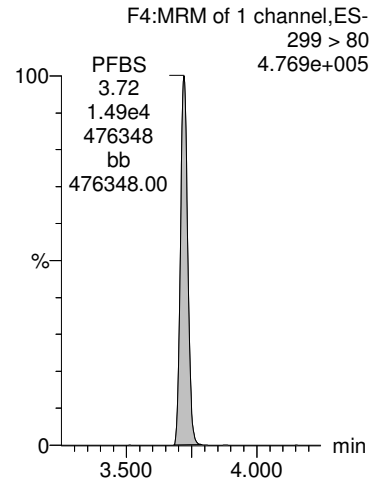
Dataset: Q:\PFAS\PFAS.PRO\Results\2021Q\SEP21\210902Q1\210902Q1-55-57.qld

Last Altered: Friday, September 03, 2021 16:11:47 Pacific Daylight Time
Printed: Friday, September 03, 2021 16:14:49 Pacific Daylight Time

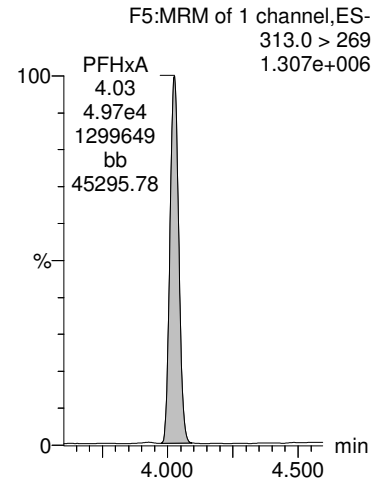
Method: Q:\PFAS\PFAS.PRO\MethDB\PFAS_DW_L18_090221.mdb 02 Sep 2021 16:01:38
Calibration: Q:\PFAS\PFAS.pro\CurveDB\C18_537_Q6_09-01-21.cdb 01 Sep 2021 14:21:40

Name: 210902Q1-56, Date: 02-Sep-2021, Time: 20:53:05, ID: B1H0259-BS1 0.25, Description: LFB

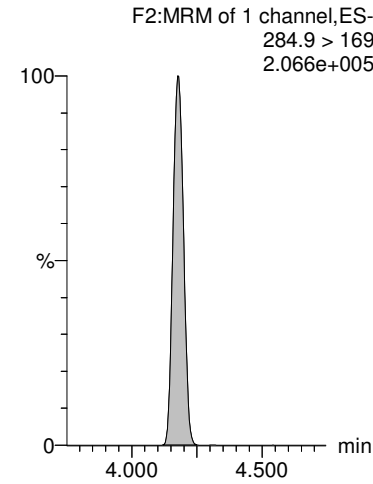
PFBS



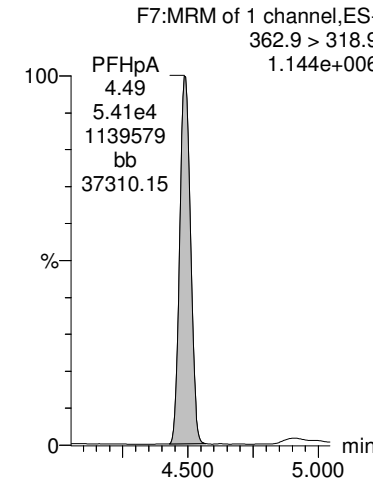
PFHxA



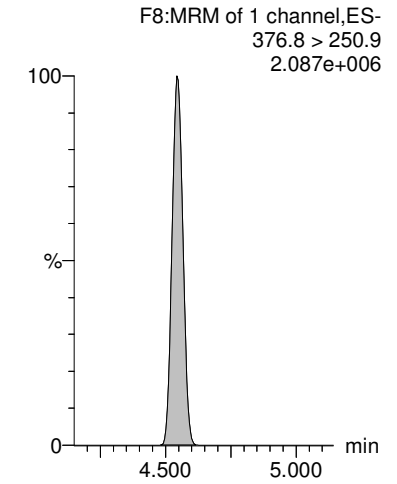
HFPO-DA



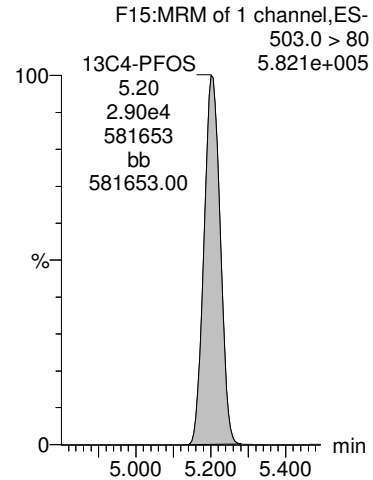
PFHpA



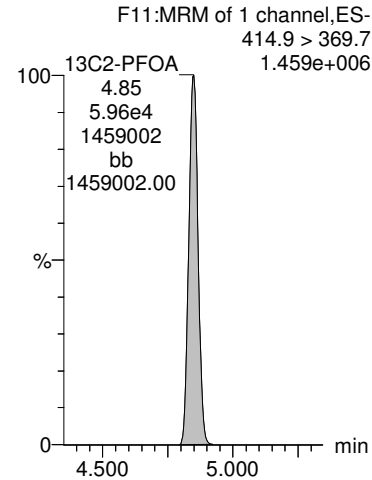
ADONA



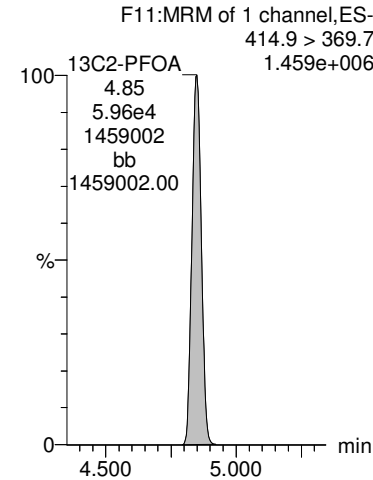
13C4-PFOS



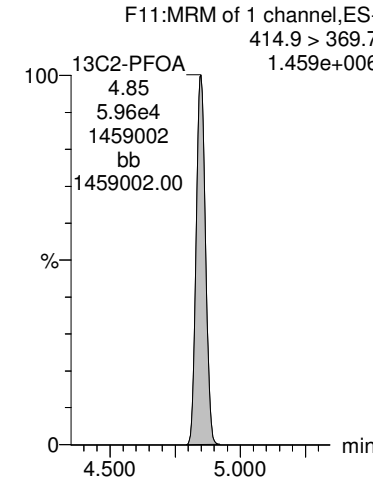
13C2-PFOA



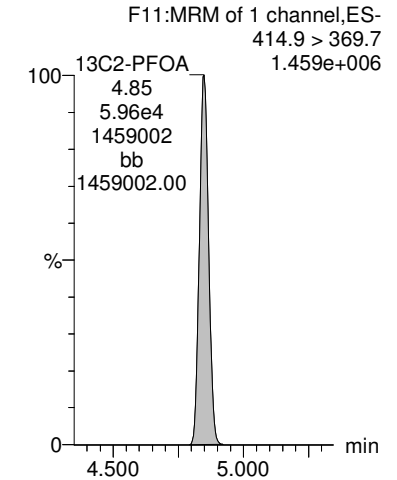
13C2-PFOA



13C2-PFOA



13C2-PFOA

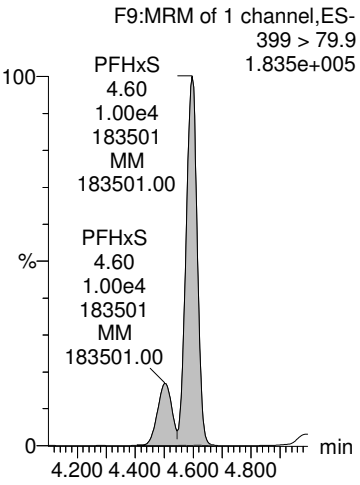


Dataset: Q:\PFAS\PFAS.PRO\Results\2021Q\SEP21\210902Q1\210902Q1-55-57.qld

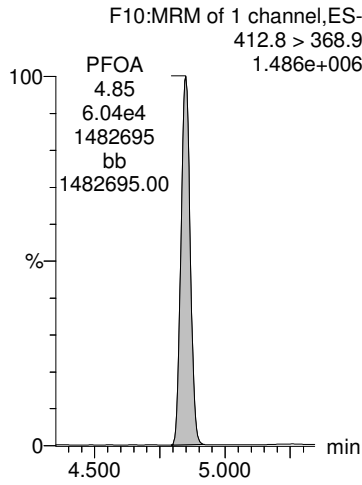
Last Altered: Friday, September 03, 2021 16:11:47 Pacific Daylight Time
Printed: Friday, September 03, 2021 16:14:49 Pacific Daylight Time

Name: 210902Q1-56, Date: 02-Sep-2021, Time: 20:53:05, ID: B1H0259-BS1 0.25, Description: LFB

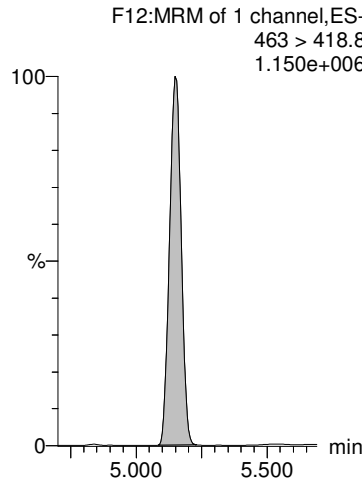
PFHxS



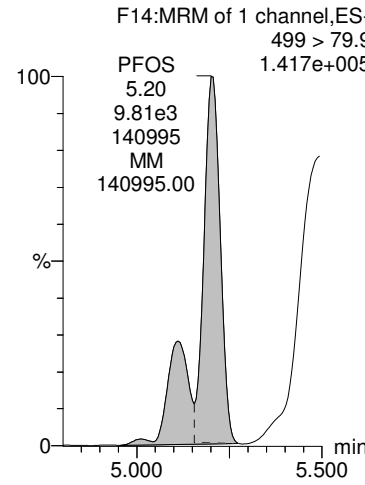
PFOA



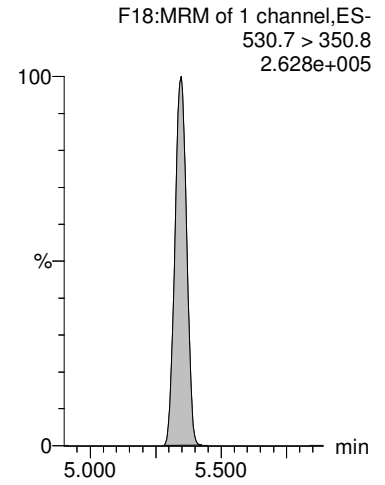
PFNA



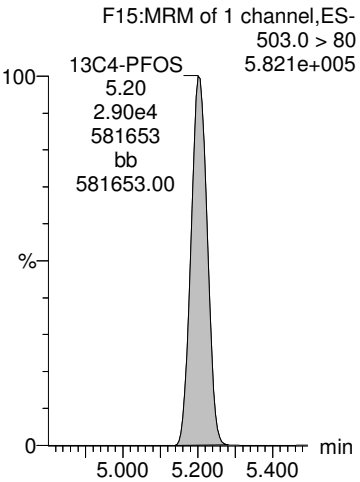
PFOS



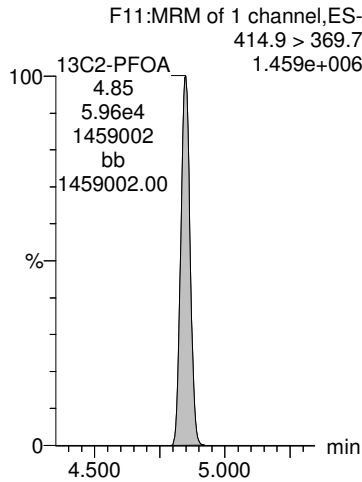
9CI-PF3ONS



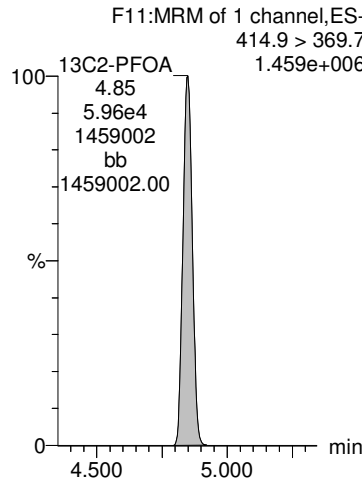
13C4-PFOS



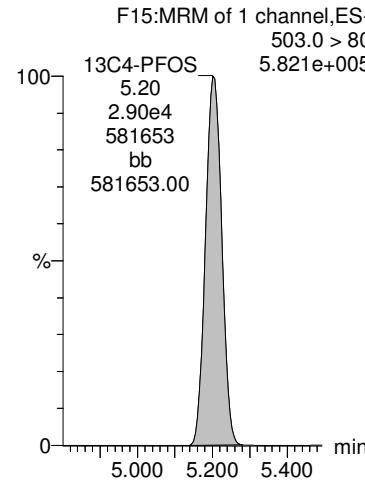
13C2-PFOA



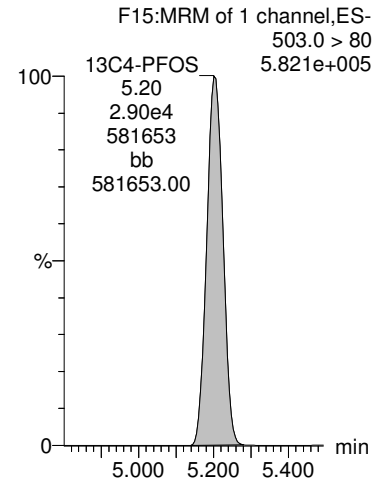
13C2-PFOA



13C4-PFOS



13C4-PFOS



Dataset: Q:\PFAS\PFAS.PRO\Results\2021Q\SEP21\210902Q1\210902Q1-55-57.qld

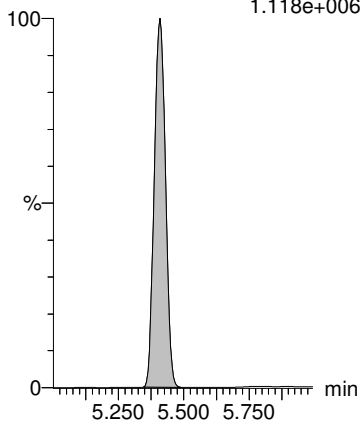
Last Altered: Friday, September 03, 2021 16:11:47 Pacific Daylight Time

Printed: Friday, September 03, 2021 16:14:49 Pacific Daylight Time

Name: 210902Q1-56, Date: 02-Sep-2021, Time: 20:53:05, ID: B1H0259-BS1 0.25, Description: LFB

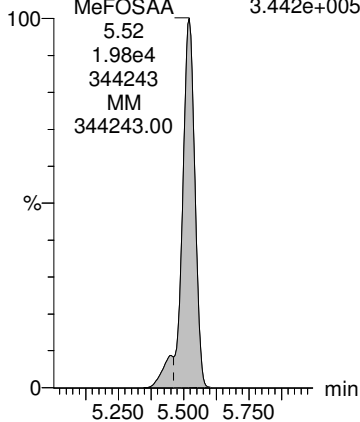
PFDA

F16:MRM of 1 channel,ES-
513 > 468.8
1.118e+006



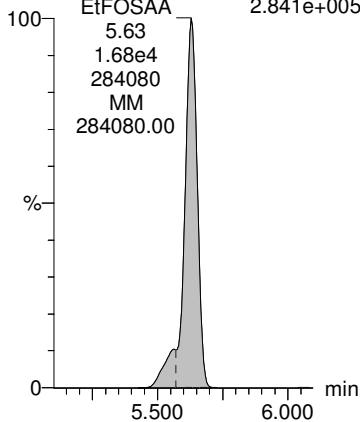
MeFOSAA

F20:MRM of 1 channel,ES-
570.0 > 419.0
3.442e+005



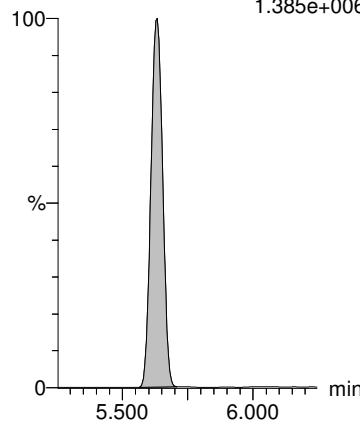
EtFOSAA

F22:MRM of 1 channel,ES-
584.1 > 419.0
2.841e+005



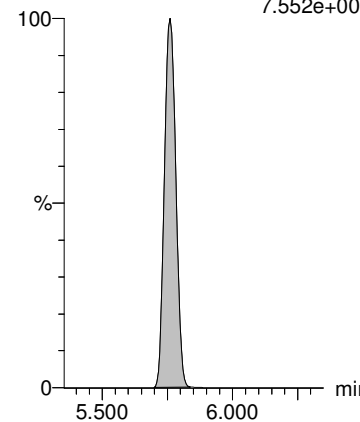
PFUnA

F19:MRM of 1 channel,ES-
563 > 518.9
1.385e+006



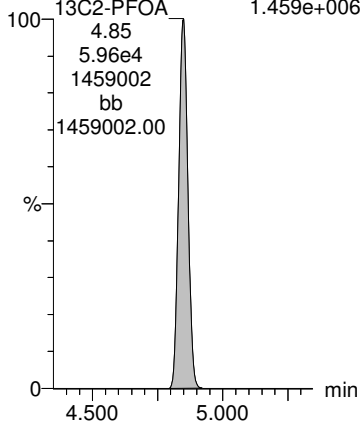
11CI-PF3OUdS

F25:MRM of 1 channel,ES-
630.8 > 450.8
7.552e+005



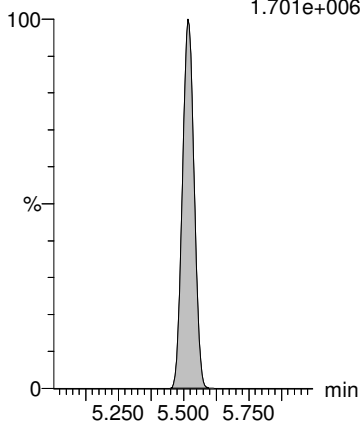
13C2-PFOA

F11:MRM of 1 channel,ES-
414.9 > 369.7
1.459e+006



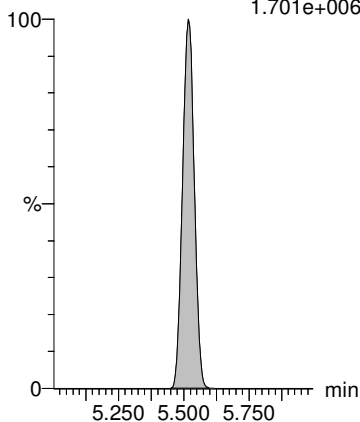
d3-N-MeFOSAA

F21:MRM of 1 channel,ES-
573.3 > 419.0
1.701e+006



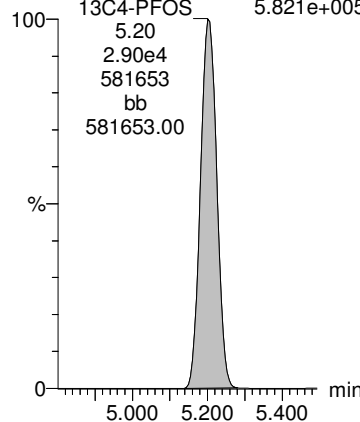
d3-N-MeFOSAA

F21:MRM of 1 channel,ES-
573.3 > 419.0
1.701e+006



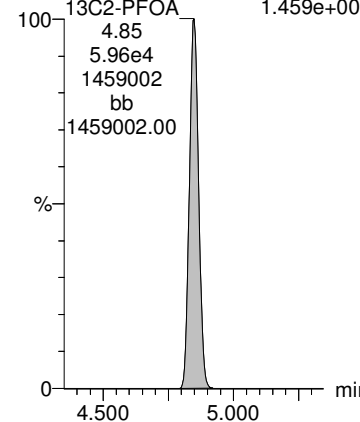
13C4-PFOS

F15:MRM of 1 channel,ES-
503.0 > 80
5.821e+005



13C2-PFOA

F11:MRM of 1 channel,ES-
414.9 > 369.7
1.459e+006



Dataset: Q:\PFAS\PFAS.PRO\Results\2021Q\SEP21\210902Q1\210902Q1-55-57.qld

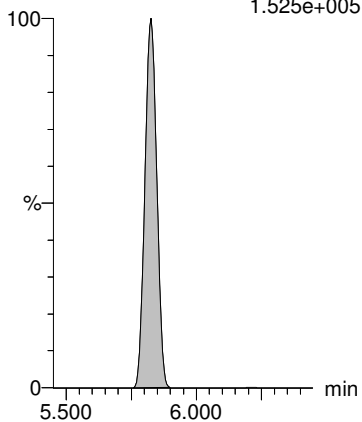
Last Altered: Friday, September 03, 2021 16:11:47 Pacific Daylight Time

Printed: Friday, September 03, 2021 16:14:49 Pacific Daylight Time

Name: 210902Q1-56, Date: 02-Sep-2021, Time: 20:53:05, ID: B1H0259-BS1 0.25, Description: LFB

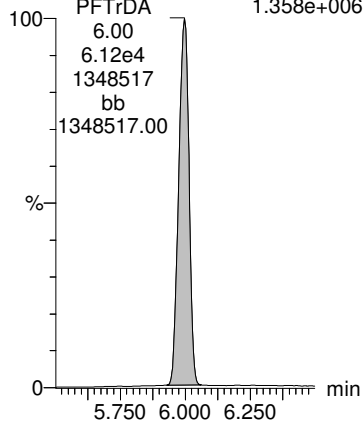
PFD0A

F24:MRM of 1 channel,ES-
612.9 > 318.8
1.525e+005



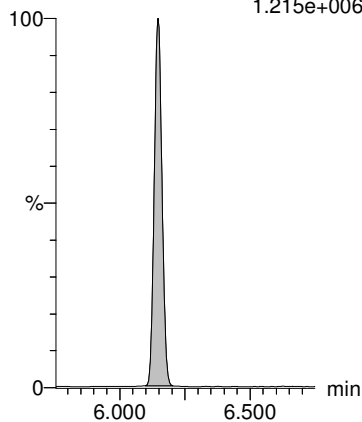
PFTrDA

F26:MRM of 1 channel,ES-
662.9 > 618.9
1.358e+006



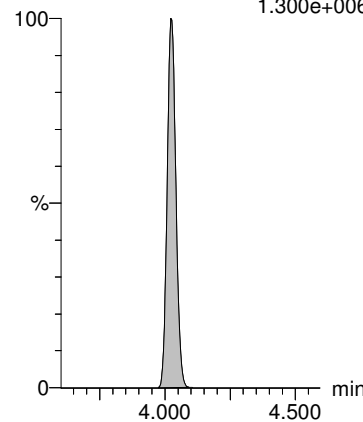
PFTeDA

F27:MRM of 1 channel,ES-
713 > 669
1.215e+006



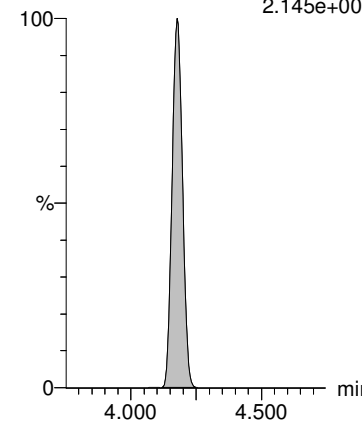
13C2-PFHxA

F6:MRM of 1 channel,ES-
315 > 270.0
1.300e+006



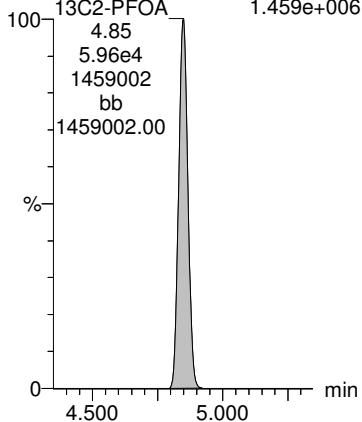
13C3-HFPO-DA

F3:MRM of 1 channel,ES-
287 > 169
2.145e+005



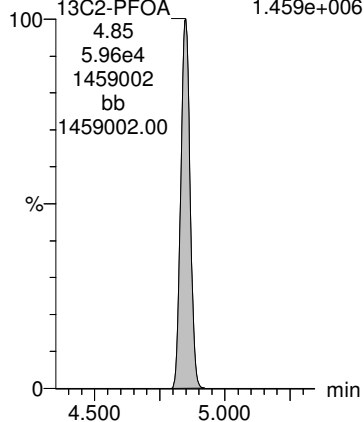
13C2-PFOA

F11:MRM of 1 channel,ES-
414.9 > 369.7
1.459e+006



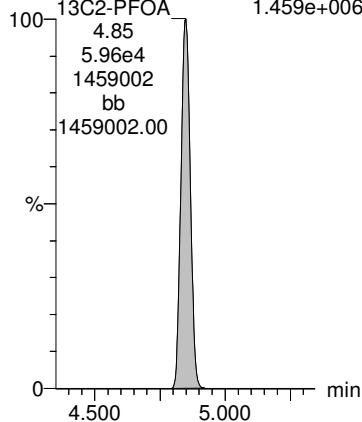
13C2-PFOA

F11:MRM of 1 channel,ES-
414.9 > 369.7
1.459e+006



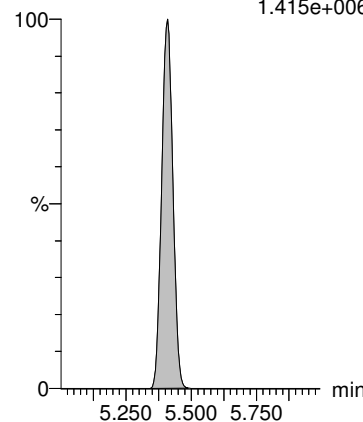
13C2-PFOA

F11:MRM of 1 channel,ES-
414.9 > 369.7
1.459e+006



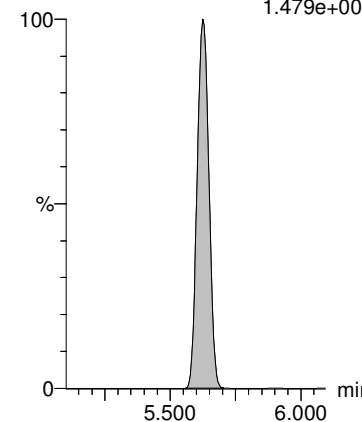
13C2-PFDA

F17:MRM of 1 channel,ES-
515.1 > 469.9
1.415e+006



d5-N-EtFOSAA

F23:MRM of 1 channel,ES-
589.3 > 419.0
1.479e+006



Dataset: Q:\PFAS\PFAS.PRO\Results\2021Q\SEP21\210902Q1\210902Q1-55-57.qld

Last Altered: Friday, September 03, 2021 16:11:47 Pacific Daylight Time

Printed: Friday, September 03, 2021 16:16:07 Pacific Daylight Time

Name: 210902Q1-57, Date: 02-Sep-2021, Time: 21:04:08, ID: B1H0259-BSD1 0.25, Description: LFBD

#	Name	Trace	Area	IS Area	Wt./Vol.	RRF Mean	Pred.RT	RT	y Axis Resp.	Conc.	%Rec
1	1 PFBS	299 > 80	1.56e4	2.95e4	0.250		3.72	3.72	15.9	41.1	116.1
2	2 PFHxA	313.0 > 269	4.90e4	5.92e4	0.250		4.03	4.03	8.28	40.4	101.0
3	3 HFPO-DA	284.9 > 169	9.94e3	5.92e4	0.250		4.18	4.18	1.68	46.0	115.1
4	4 PFHpA	362.9 > 318.9	5.26e4	5.92e4	0.250		4.49	4.49	8.89	41.9	104.6
5	5 ADONA	376.8 > 250.9	1.01e5	5.92e4	0.250		4.55	4.55	17.1	40.4	106.9
6	24 13C4-PFOS	503.0 > 80	2.95e4	2.95e4	0.250	1.000	5.21	5.21	30.0	120	100.0
7	23 13C2-PFOA	414.9 > 369.7	5.92e4	5.92e4	0.250	1.000	4.85	4.85	10.0	40.0	100.0
8	23 13C2-PFOA	414.9 > 369.7	5.92e4	5.92e4	0.250	1.000	4.85	4.85	10.0	40.0	100.0
9	23 13C2-PFOA	414.9 > 369.7	5.92e4	5.92e4	0.250	1.000	4.85	4.85	10.0	40.0	100.0
10	23 13C2-PFOA	414.9 > 369.7	5.92e4	5.92e4	0.250	1.000	4.85	4.85	10.0	40.0	100.0
11	-1										
12	7 PFHxS	399 > 79.9	9.93e3	2.95e4	0.250		4.60	4.60	10.1	38.5	105.8
13	6 PFOA	412.8 > 368.9	6.29e4	5.92e4	0.250		4.85	4.85	10.6	44.1	110.3
14	8 PFNA	463 > 418.8	5.95e4	5.92e4	0.250		5.16	5.15	10.0	37.8	94.5
15	9 PFOS	499 > 79.9	9.82e3	2.95e4	0.250		5.21	5.21	10.0	37.6	101.6
16	10 9CI-PF3ONS	530.7 > 350.8	1.38e4	2.95e4	0.250		5.35	5.35	14.1	39.9	107.4
17	24 13C4-PFOS	503.0 > 80	2.95e4	2.95e4	0.250	1.000	5.21	5.21	30.0	120	100.0
18	23 13C2-PFOA	414.9 > 369.7	5.92e4	5.92e4	0.250	1.000	4.85	4.85	10.0	40.0	100.0
19	23 13C2-PFOA	414.9 > 369.7	5.92e4	5.92e4	0.250	1.000	4.85	4.85	10.0	40.0	100.0
20	24 13C4-PFOS	503.0 > 80	2.95e4	2.95e4	0.250	1.000	5.21	5.21	30.0	120	100.0
21	24 13C4-PFOS	503.0 > 80	2.95e4	2.95e4	0.250	1.000	5.21	5.21	30.0	120	100.0
22	-1										
23	11 PFDA	513 > 468.8	5.27e4	5.92e4	0.250		5.41	5.41	8.91	34.2	85.4
24	12 MeFOSAA	570.0 > 419.0	1.80e4	8.64e4	0.250		5.52	5.52	8.34	35.2	88.1
25	13 EtFOSAA	584.1 > 419.0	1.56e4	8.64e4	0.250		5.63	5.63	7.23	36.5	91.2
26	14 PFUnA	563 > 518.9	6.42e4	5.92e4	0.250		5.63	5.63	10.8	33.3	83.4
27	17 11CI-PF3OUdS	630.8 > 450.8	3.54e4	2.95e4	0.250		5.77	5.76	36.1	35.8	95.1
28	23 13C2-PFOA	414.9 > 369.7	5.92e4	5.92e4	0.250	1.000	4.85	4.85	10.0	40.0	100.0
29	25 d3-N-MeFOSAA	573.3 > 419.0	8.64e4	8.64e4	0.250	1.000	5.52	5.52	40.0	160	100.0
30	25 d3-N-MeFOSAA	573.3 > 419.0	8.64e4	8.64e4	0.250	1.000	5.52	5.52	40.0	160	100.0
31	24 13C4-PFOS	503.0 > 80	2.95e4	2.95e4	0.250	1.000	5.21	5.21	30.0	120	100.0
32	23 13C2-PFOA	414.9 > 369.7	5.92e4	5.92e4	0.250	1.000	4.85	4.85	10.0	40.0	100.0
33	-1										
34	15 PFDoA	612.9 > 318.8	7.81e3	5.92e4	0.250		5.83	5.83	1.32	32.2	80.5
35	16 PFTTrDA	662.9 > 618.9	6.14e4	5.92e4	0.250		6.00	6.00	10.4	35.3	88.3
36	18 PFTeDA	713 > 669	4.30e4	5.92e4	0.250		6.15	6.15	7.26	33.8	84.6

VY 9/3/2021

Dataset: Q:\PFAS\PFAS.PRO\Results\2021Q\SEP21\210902Q1\210902Q1-55-57.qld

Last Altered: Friday, September 03, 2021 16:11:47 Pacific Daylight Time

Printed: Friday, September 03, 2021 16:16:07 Pacific Daylight Time

Name: 210902Q1-57, Date: 02-Sep-2021, Time: 21:04:08, ID: B1H0259-BSD1 0.25, Description: LFBD

	# Name	Trace	Area	IS Area	Wt./Vol.	RRF Mean	Pred.RT	RT	y Axis Resp.	Conc.	%Rec
37	19 13C2-PFHxA	315 > 270.0	5.06e4	5.92e4	0.250	0.871	3.99	4.03	8.55	39.2	98.1
38	20 13C3-HFPO-DA	287 > 169	1.03e4	5.92e4	0.250	0.159	4.18	4.18	1.73	43.7	109.3
39	23 13C2-PFOA	414.9 > 369.7	5.92e4	5.92e4	0.250	1.000	4.85	4.85	10.0	40.0	100.0
40	23 13C2-PFOA	414.9 > 369.7	5.92e4	5.92e4	0.250	1.000	4.85	4.85	10.0	40.0	100.0
41	23 13C2-PFOA	414.9 > 369.7	5.92e4	5.92e4	0.250	1.000	4.85	4.85	10.0	40.0	100.0
42	21 13C2-PFDA	515.1 > 469.9	6.88e4	5.92e4	0.250	1.388	5.41	5.41	11.6	33.5	83.8
43	22 d5-N-EtFOSAA	589.3 > 419.0	7.03e4	8.64e4	0.250	0.942	5.63	5.63	32.5	138	86.3

Dataset: Q:\PFAS\PFAS.PRO\Results\2021Q\SEP21\210902Q1\210902Q1-55-57.qld

Last Altered: Friday, September 03, 2021 16:11:47 Pacific Daylight Time

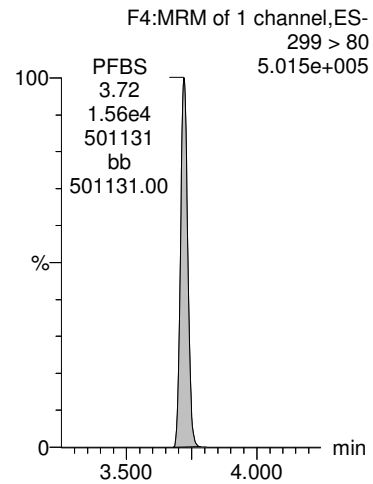
Printed: Friday, September 03, 2021 16:16:07 Pacific Daylight Time

Method: Q:\PFAS\PFAS.PRO\MethDB\PFAS_DW_L18_090221.mdb 02 Sep 2021 16:01:38

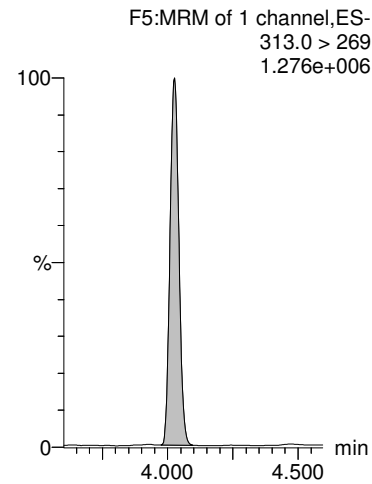
Calibration: Q:\PFAS\PFAS.pro\CurveDB\C18_537_Q6_09-01-21.cdb 01 Sep 2021 14:21:40

Name: 210902Q1-57, Date: 02-Sep-2021, Time: 21:04:08, ID: B1H0259-BSD1 0.25, Description: LFBD

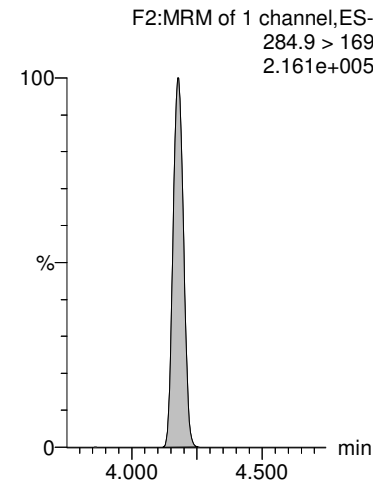
PFBS



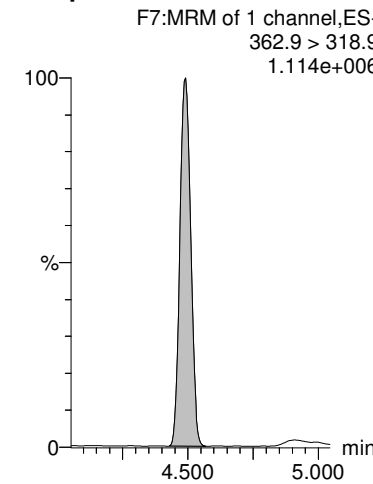
PFHxA



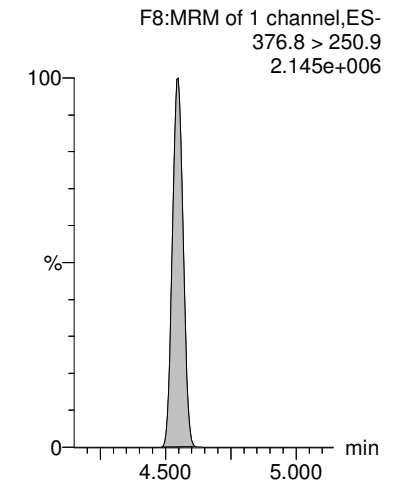
HFPO-DA



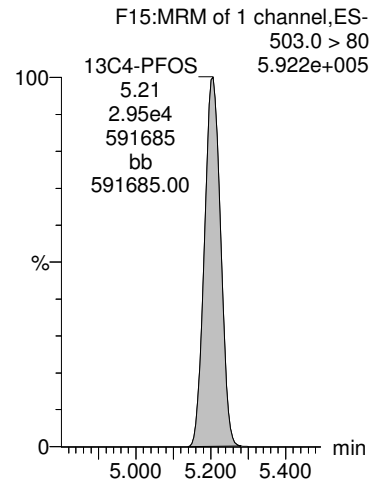
PFHpA



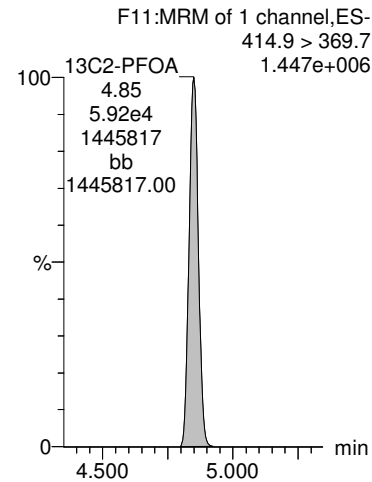
ADONA



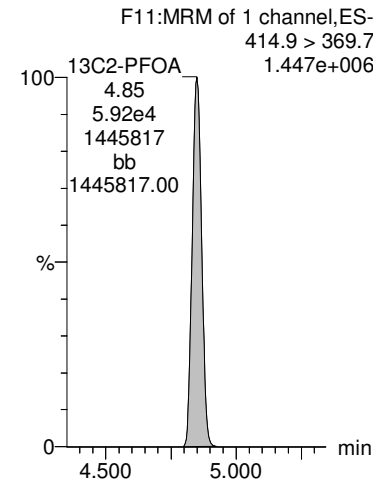
13C4-PFOS



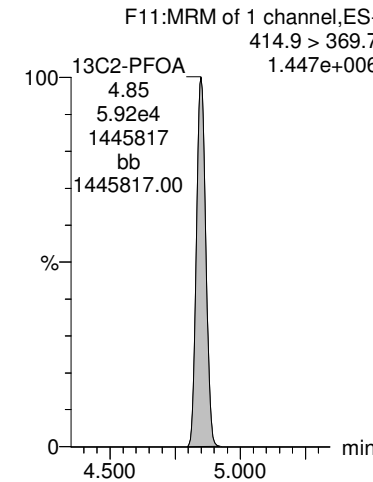
13C2-PFOA



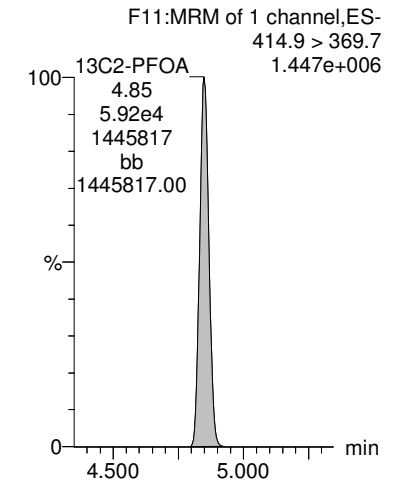
13C2-PFOA



13C2-PFOA



13C2-PFOA

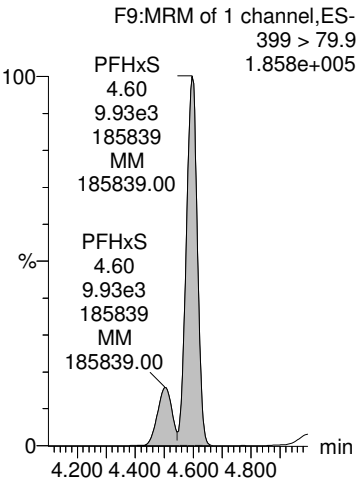


Dataset: Q:\PFAS\PFAS.PRO\Results\2021Q\SEP21\210902Q1\210902Q1-55-57.qld

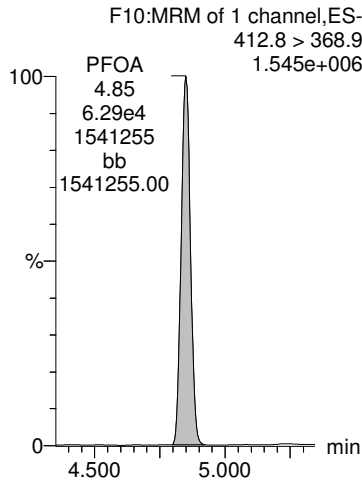
Last Altered: Friday, September 03, 2021 16:11:47 Pacific Daylight Time
Printed: Friday, September 03, 2021 16:16:07 Pacific Daylight Time

Name: 210902Q1-57, Date: 02-Sep-2021, Time: 21:04:08, ID: B1H0259-BSD1 0.25, Description: LFB D

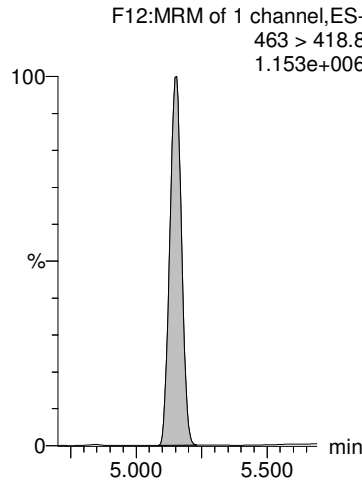
PFHxS



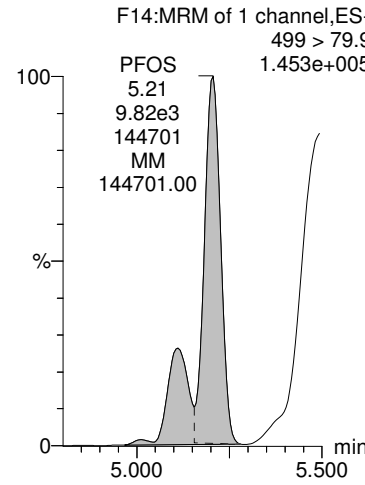
PFOA



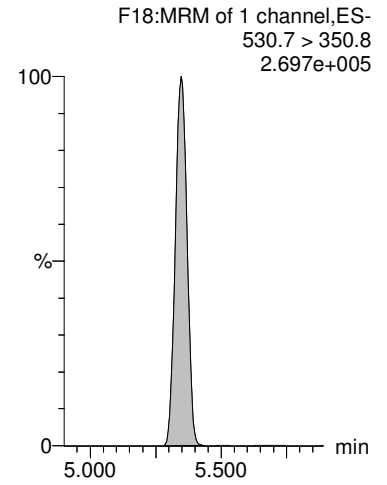
PFNA



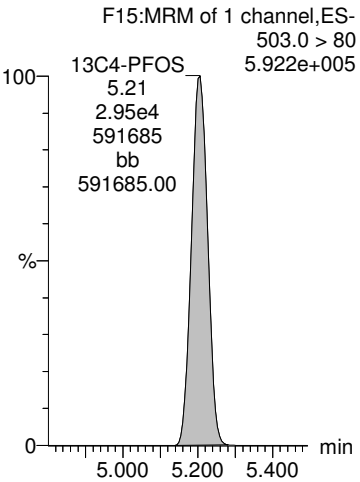
PFOS



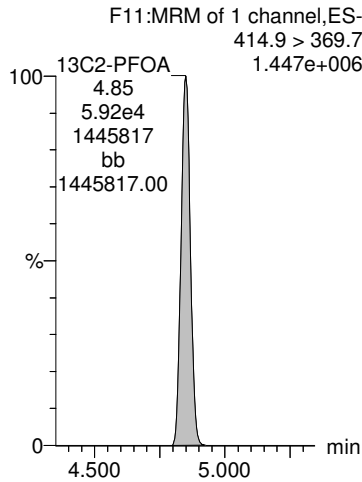
9CI-PF3ONS



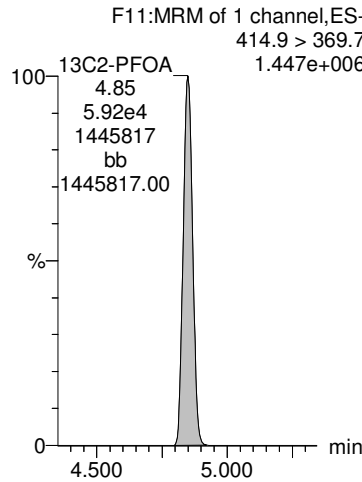
13C4-PFOS



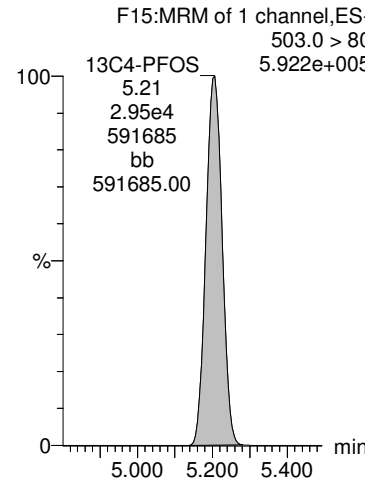
13C2-PFOA



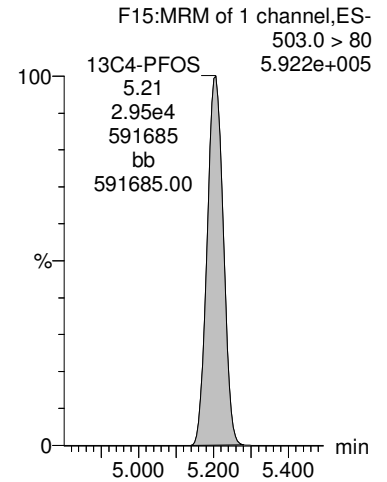
13C2-PFOA



13C4-PFOS



13C4-PFOS



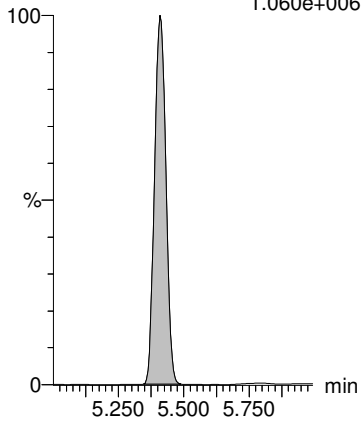
Dataset: Q:\PFAS\PFAS.PRO\Results\2021Q\SEP21\210902Q1\210902Q1-55-57.qld

Last Altered: Friday, September 03, 2021 16:11:47 Pacific Daylight Time
Printed: Friday, September 03, 2021 16:16:07 Pacific Daylight Time

Name: 210902Q1-57, Date: 02-Sep-2021, Time: 21:04:08, ID: B1H0259-BSD1 0.25, Description: LFBD

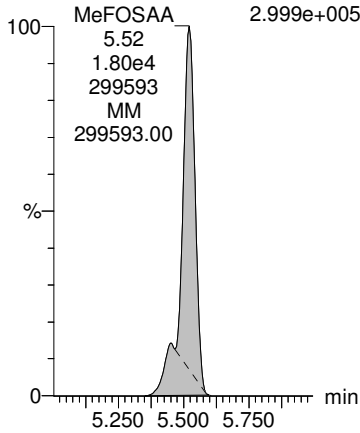
PFDA

F16:MRM of 1 channel,ES-
513 > 468.8
1.060e+006



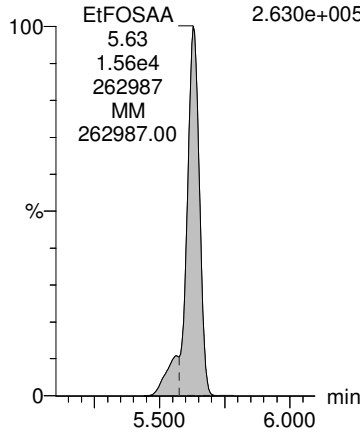
MeFOSAA

F20:MRM of 1 channel,ES-
570.0 > 419.0
2.999e+005



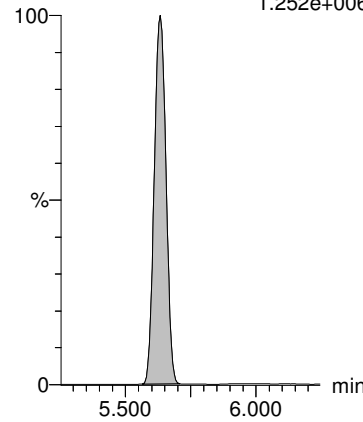
EtFOSAA

F22:MRM of 1 channel,ES-
584.1 > 419.0
2.630e+005



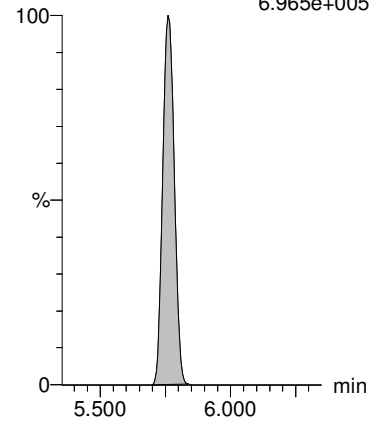
PFUnA

F19:MRM of 1 channel,ES-
563 > 518.9
1.252e+006



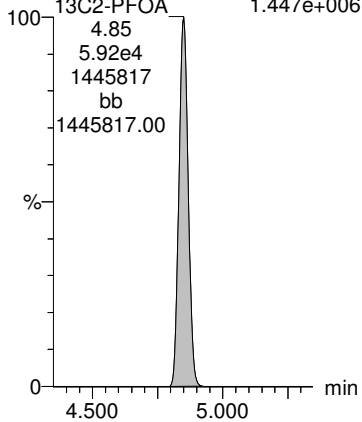
11CI-PF3OUdS

F25:MRM of 1 channel,ES-
630.8 > 450.8
6.965e+005



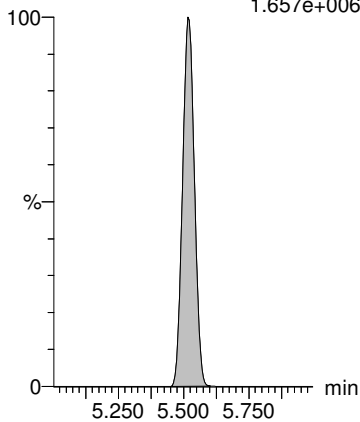
13C2-PFOA

F11:MRM of 1 channel,ES-
414.9 > 369.7
1.447e+006



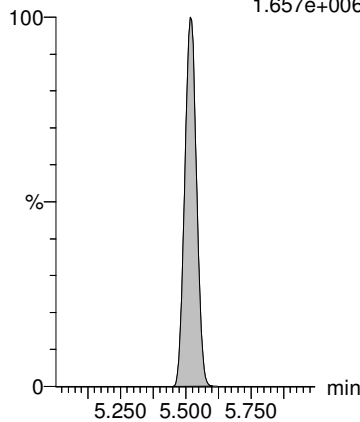
d3-N-MeFOSAA

F21:MRM of 1 channel,ES-
573.3 > 419.0
1.657e+006



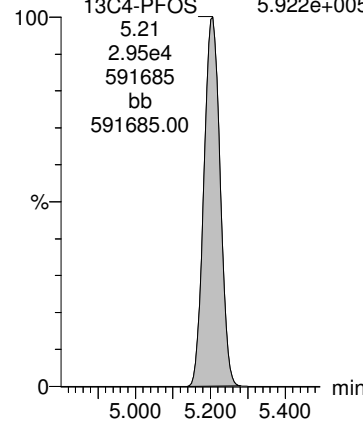
d3-N-MeFOSAA

F21:MRM of 1 channel,ES-
573.3 > 419.0
1.657e+006



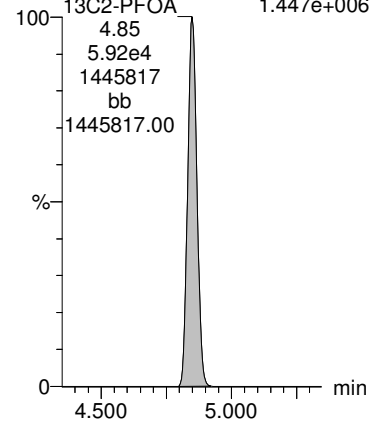
13C4-PFOS

F15:MRM of 1 channel,ES-
503.0 > 80
5.922e+005



13C2-PFOA

F11:MRM of 1 channel,ES-
414.9 > 369.7
1.447e+006



Dataset: Q:\PFAS\PFAS.PRO\Results\2021Q\SEP21\210902Q1\210902Q1-55-57.qld

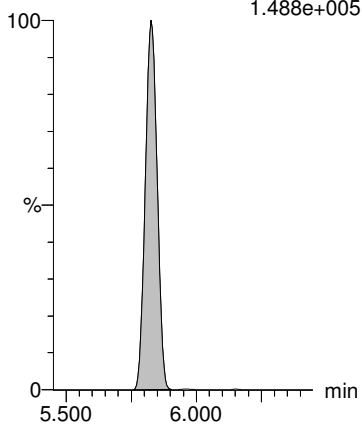
Last Altered: Friday, September 03, 2021 16:11:47 Pacific Daylight Time

Printed: Friday, September 03, 2021 16:16:07 Pacific Daylight Time

Name: 210902Q1-57, Date: 02-Sep-2021, Time: 21:04:08, ID: B1H0259-BSD1 0.25, Description: LFB

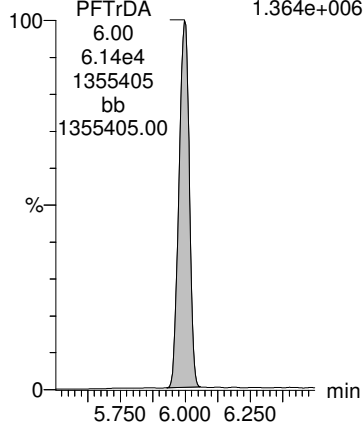
PFDaA

F24:MRM of 1 channel,ES-
612.9 > 318.8
1.488e+005



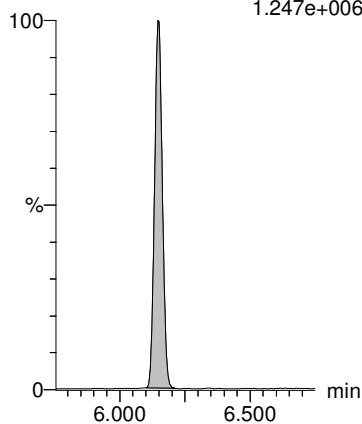
PFTrDA

F26:MRM of 1 channel,ES-
662.9 > 618.9
1.364e+006



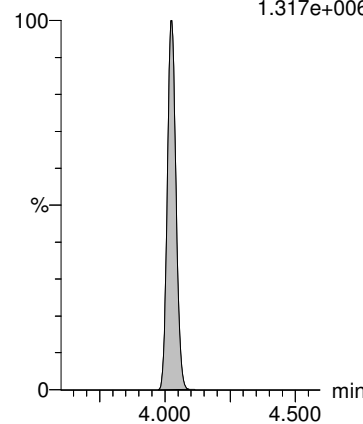
PFTeDA

F27:MRM of 1 channel,ES-
713 > 669
1.247e+006



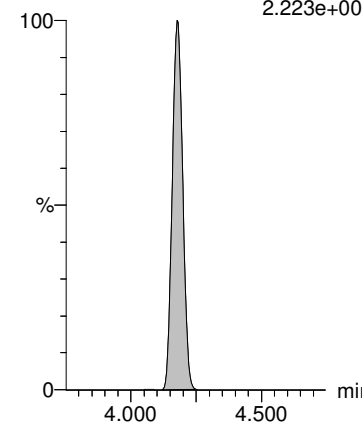
13C2-PFHxA

F6:MRM of 1 channel,ES-
315 > 270.0
1.317e+006



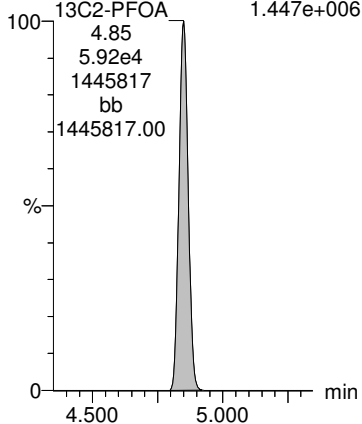
13C3-HFPO-DA

F3:MRM of 1 channel,ES-
287 > 169
2.223e+005



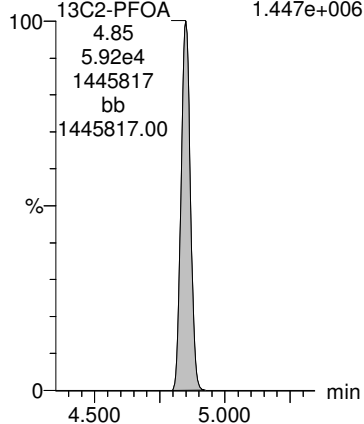
13C2-PFOA

F11:MRM of 1 channel,ES-
414.9 > 369.7
1.447e+006



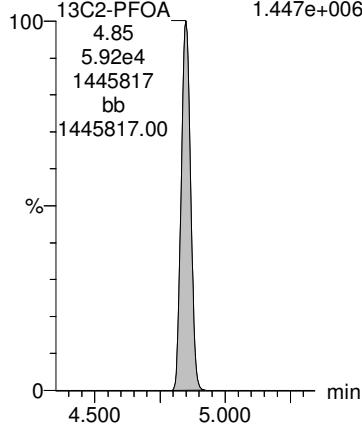
13C2-PFOA

F11:MRM of 1 channel,ES-
414.9 > 369.7
1.447e+006



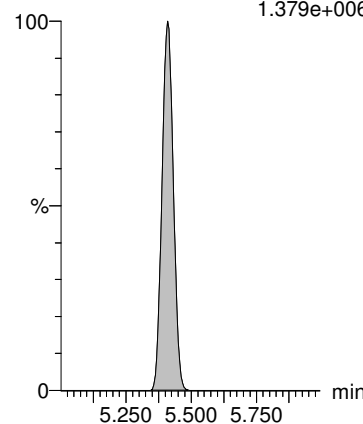
13C2-PFOA

F11:MRM of 1 channel,ES-
414.9 > 369.7
1.447e+006



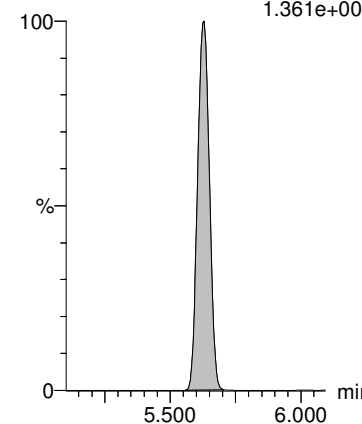
13C2-PFDA

F17:MRM of 1 channel,ES-
515.1 > 469.9
1.379e+006



d5-N-EtFOSAA

F23:MRM of 1 channel,ES-
589.3 > 419.0
1.361e+006



Dataset: Q:\PFAS\PFAS.PRO\Results\2021Q\SEP21\210902Q1\210902Q1-65.qld

Last Altered: Tuesday, September 07, 2021 16:01:35 Pacific Daylight Time

Printed: Tuesday, September 07, 2021 16:02:28 Pacific Daylight Time

Name: 210902Q1-65, Date: 02-Sep-2021, Time: 22:32:38, ID: 2108240-01 0.24826, Description: TB-02

#	Name	Trace	Area	IS Area	Wt./Vol.	RRF Mean	Pred.RT	RT	y Axis Resp.	Conc.	%Rec
1	1 PFBS	299 > 80		2.62e4	0.248		3.72				
2	2 PFHxA	313.0 > 269		5.33e4	0.248		4.03				
3	3 HFPO-DA	284.9 > 169		5.33e4	0.248		4.18				
4	4 PFHpA	362.9 > 318.9		5.33e4	0.248		4.49				
5	5 ADONA	376.8 > 250.9		5.33e4	0.248		4.55				
6	24 13C4-PFOS	503.0 > 80	2.62e4	2.62e4	0.248	1.000	5.21	5.21	30.0	121	100.0
7	23 13C2-PFOA	414.9 > 369.7	5.33e4	5.33e4	0.248	1.000	4.85	4.85	10.0	40.3	100.0
8	23 13C2-PFOA	414.9 > 369.7	5.33e4	5.33e4	0.248	1.000	4.85	4.85	10.0	40.3	100.0
9	23 13C2-PFOA	414.9 > 369.7	5.33e4	5.33e4	0.248	1.000	4.85	4.85	10.0	40.3	100.0
10	23 13C2-PFOA	414.9 > 369.7	5.33e4	5.33e4	0.248	1.000	4.85	4.85	10.0	40.3	100.0
11	-1										
12	7 PFHxS	399 > 79.9		2.62e4	0.248		4.60				
13	6 PFOA	412.8 > 368.9		5.33e4	0.248		4.85				
14	8 PFNA	463 > 418.8		5.33e4	0.248		5.16				
15	9 PFOS	499 > 79.9	1.12e2	2.62e4	0.248		5.21	5.21	0.128	0.486	
16	10 9CI-PF3ONS	530.7 > 350.8		2.62e4	0.248		5.35				
17	24 13C4-PFOS	503.0 > 80	2.62e4	2.62e4	0.248	1.000	5.21	5.21	30.0	121	100.0
18	23 13C2-PFOA	414.9 > 369.7	5.33e4	5.33e4	0.248	1.000	4.85	4.85	10.0	40.3	100.0
19	23 13C2-PFOA	414.9 > 369.7	5.33e4	5.33e4	0.248	1.000	4.85	4.85	10.0	40.3	100.0
20	24 13C4-PFOS	503.0 > 80	2.62e4	2.62e4	0.248	1.000	5.21	5.21	30.0	121	100.0
21	24 13C4-PFOS	503.0 > 80	2.62e4	2.62e4	0.248	1.000	5.21	5.21	30.0	121	100.0
22	-1										
23	11 PFDA	513 > 468.8		5.33e4	0.248		5.41				
24	12 MeFOSAA	570.0 > 419.0		8.48e4	0.248		5.53				
25	13 EtFOSAA	584.1 > 419.0		8.48e4	0.248		5.63				
26	14 PFUnA	563 > 518.9		5.33e4	0.248		5.63				
27	17 11CI-PF3OUdS	630.8 > 450.8		2.62e4	0.248		5.77				
28	23 13C2-PFOA	414.9 > 369.7	5.33e4	5.33e4	0.248	1.000	4.85	4.85	10.0	40.3	100.0
29	25 d3-N-MeFOSAA	573.3 > 419.0	8.48e4	8.48e4	0.248	1.000	5.52	5.52	40.0	161	100.0
30	25 d3-N-MeFOSAA	573.3 > 419.0	8.48e4	8.48e4	0.248	1.000	5.52	5.52	40.0	161	100.0
31	24 13C4-PFOS	503.0 > 80	2.62e4	2.62e4	0.248	1.000	5.21	5.21	30.0	121	100.0
32	23 13C2-PFOA	414.9 > 369.7	5.33e4	5.33e4	0.248	1.000	4.85	4.85	10.0	40.3	100.0
33	-1										
34	15 PFDoA	612.9 > 318.8		5.33e4	0.248		5.83				
35	16 PFTrDA	662.9 > 618.9		5.33e4	0.248		6.00				
36	18 PFTeDA	713 > 669		5.33e4	0.248		6.15				

Dataset: Q:\PFAS\PFAS.PRO\Results\2021Q\SEP21\210902Q1\210902Q1-65.qld

Last Altered: Tuesday, September 07, 2021 16:01:35 Pacific Daylight Time

Printed: Tuesday, September 07, 2021 16:02:28 Pacific Daylight Time

Name: 210902Q1-65, Date: 02-Sep-2021, Time: 22:32:38, ID: 2108240-01 0.24826, Description: TB-02

	# Name	Trace	Area	IS Area	Wt./Vol.	RRF Mean	Pred.RT	RT	y Axis Resp.	Conc.	%Rec
37	19 13C2-PFHxA	315 > 270.0	4.53e4	5.33e4	0.248	0.871	3.99	4.03	8.49	39.3	97.5
38	20 13C3-HFPO-DA	287 > 169	9.67e3	5.33e4	0.248	0.159	4.18	4.18	1.82	46.1	114.4
39	23 13C2-PFOA	414.9 > 369.7	5.33e4	5.33e4	0.248	1.000	4.85	4.85	10.0	40.3	100.0
40	23 13C2-PFOA	414.9 > 369.7	5.33e4	5.33e4	0.248	1.000	4.85	4.85	10.0	40.3	100.0
41	23 13C2-PFOA	414.9 > 369.7	5.33e4	5.33e4	0.248	1.000	4.85	4.85	10.0	40.3	100.0
42	21 13C2-PFDA	515.1 > 469.9	6.03e4	5.33e4	0.248	1.388	5.41	5.41	11.3	32.9	81.6
43	22 d5-N-EtFOSAA	589.3 > 419.0	6.54e4	8.48e4	0.248	0.942	5.63	5.63	30.9	132	81.9

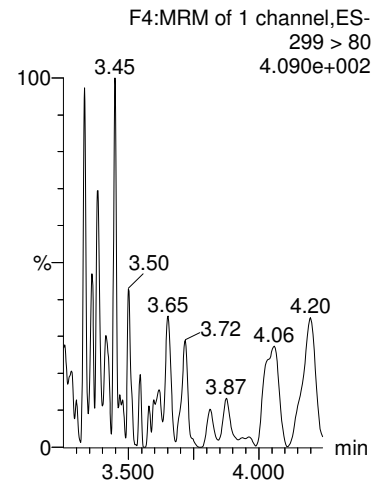
Dataset: Q:\PFAS\PFAS.PRO\Results\2021Q\SEP21\210902Q1\210902Q1-65.qld

Last Altered: Tuesday, September 07, 2021 16:01:35 Pacific Daylight Time
Printed: Tuesday, September 07, 2021 16:02:28 Pacific Daylight Time

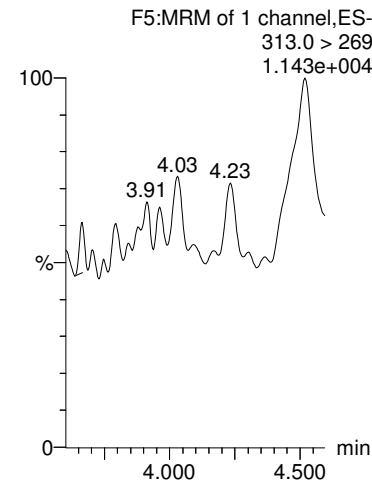
Method: Q:\PFAS\PFAS.PRO\MethDB\PFAS_DW_L18_090221.mdb 02 Sep 2021 16:01:38
Calibration: Q:\PFAS\PFAS.PRO\CurveDB\C18_537_Q6_09-01-21.cdb 01 Sep 2021 14:21:40

Name: 210902Q1-65, Date: 02-Sep-2021, Time: 22:32:38, ID: 2108240-01 0.24826, Description: TB-02

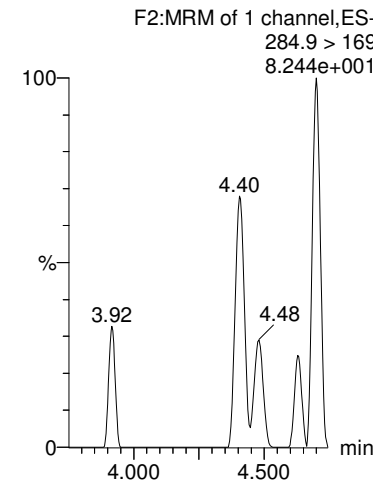
PFBS



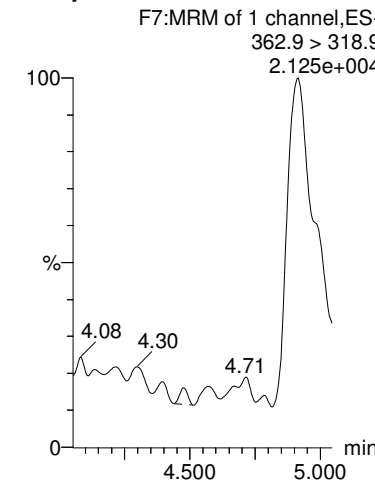
PFHxA



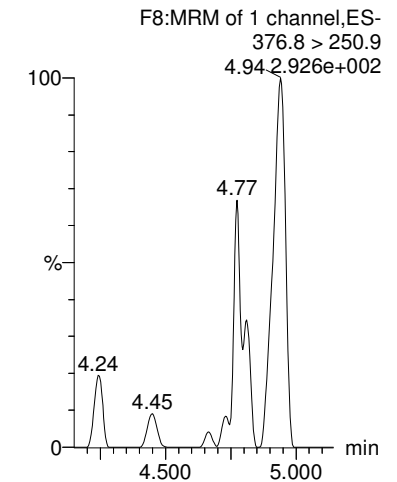
HFPO-DA



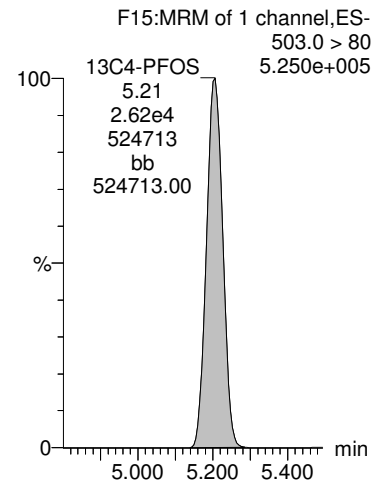
PFHpA



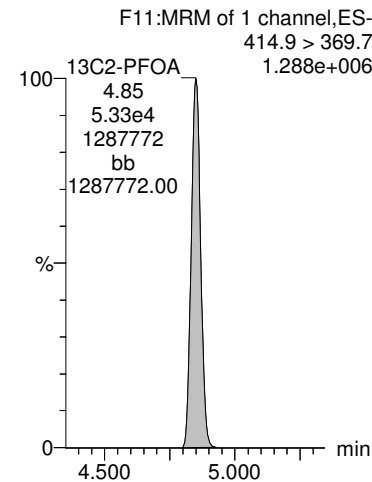
ADONA



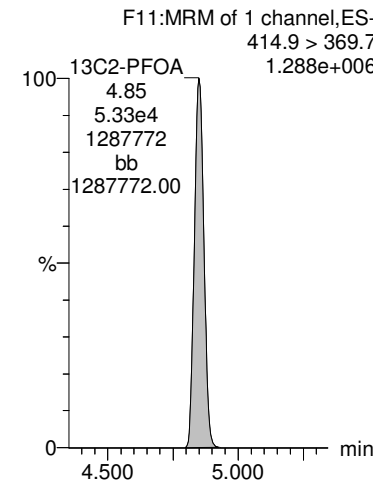
13C4-PFOS



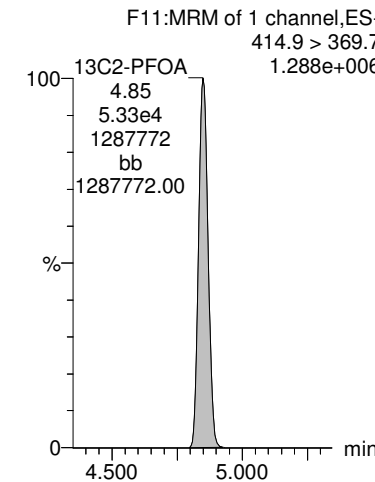
13C2-PFOA



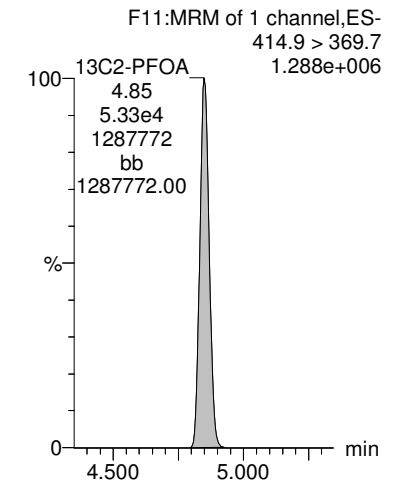
13C2-PFOA



13C2-PFOA



13C2-PFOA

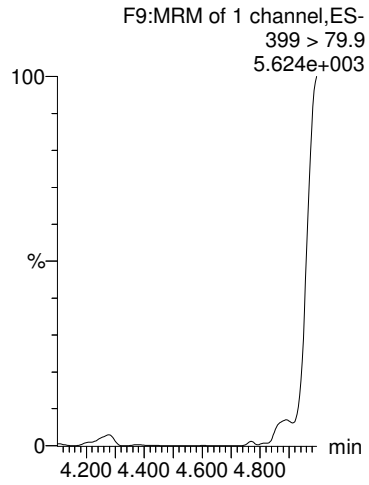


Dataset: Q:\PFAS\PFAS.PRO\Results\2021Q\SEP21\210902Q1\210902Q1-65.qld

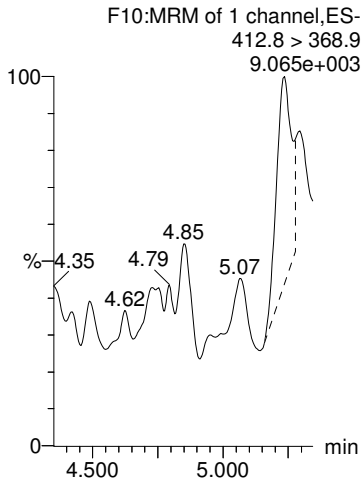
Last Altered: Tuesday, September 07, 2021 16:01:35 Pacific Daylight Time
Printed: Tuesday, September 07, 2021 16:02:28 Pacific Daylight Time

Name: 210902Q1-65, Date: 02-Sep-2021, Time: 22:32:38, ID: 2108240-01 0.24826, Description: TB-02

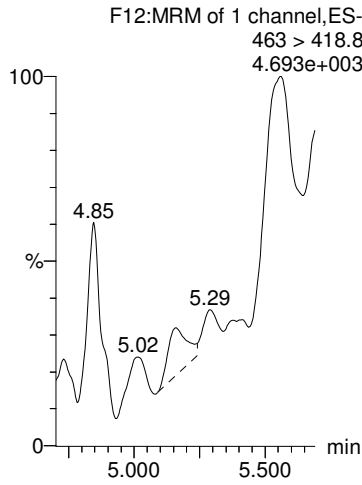
PFHxS



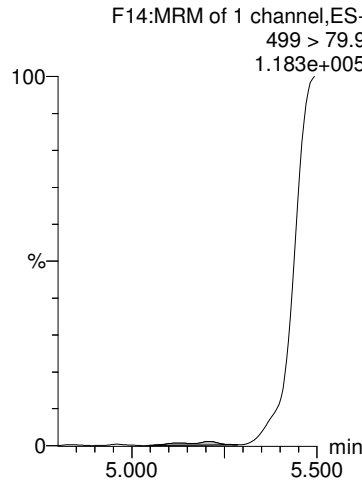
PFOA



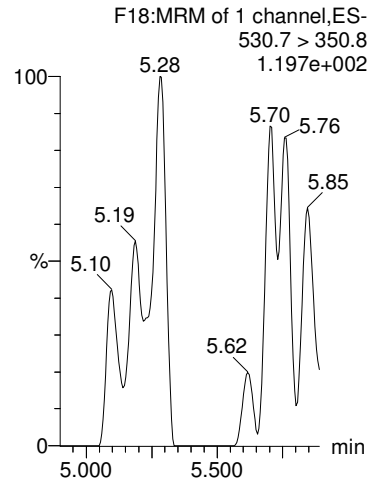
PFNA



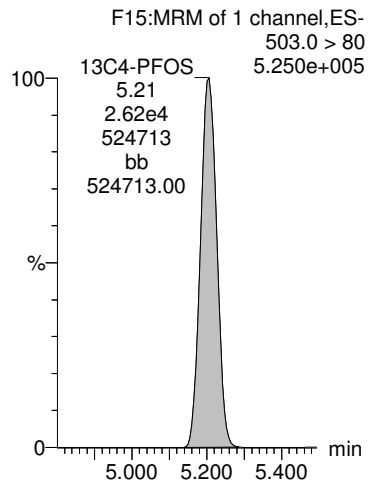
PFOS



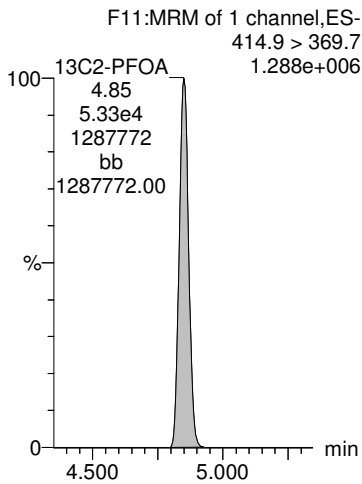
9CI-PF3ONS



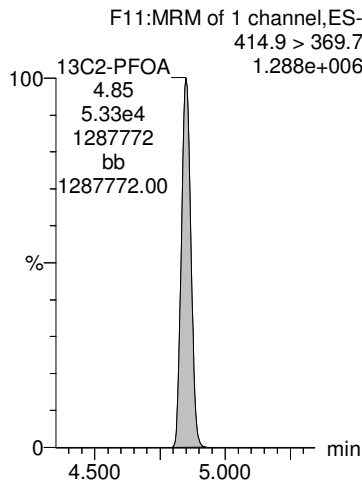
13C4-PFOS



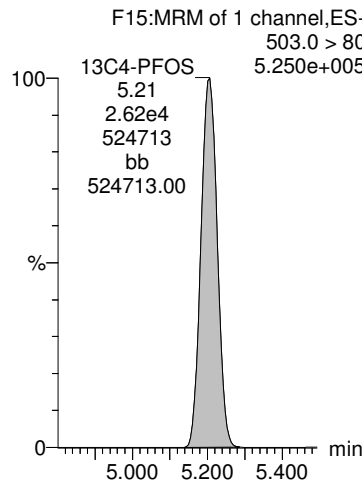
13C2-PFOA



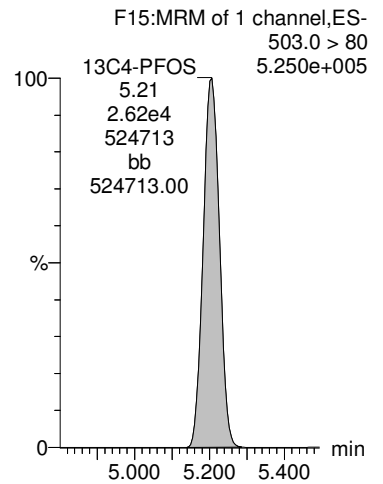
13C2-PFOA



13C4-PFOS



13C4-PFOS



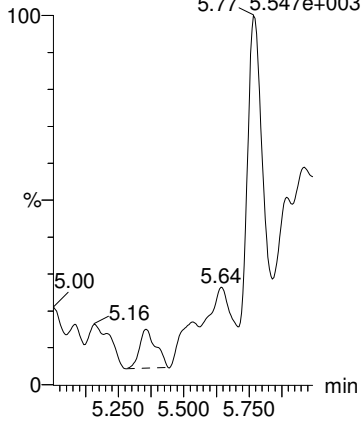
Dataset: Q:\PFAS\PFAS.PRO\Results\2021Q\SEP21\210902Q1\210902Q1-65.qld

Last Altered: Tuesday, September 07, 2021 16:01:35 Pacific Daylight Time
Printed: Tuesday, September 07, 2021 16:02:28 Pacific Daylight Time

Name: 210902Q1-65, Date: 02-Sep-2021, Time: 22:32:38, ID: 2108240-01 0.24826, Description: TB-02

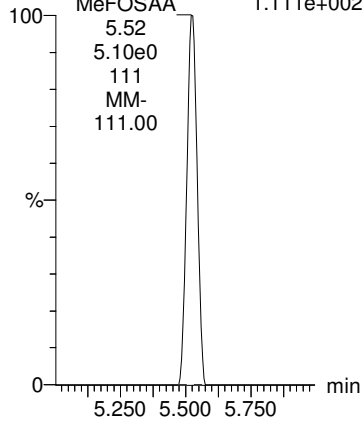
PFDA

F16:MRM of 1 channel,ES-
513 > 468.8
5.77 5.547e+003



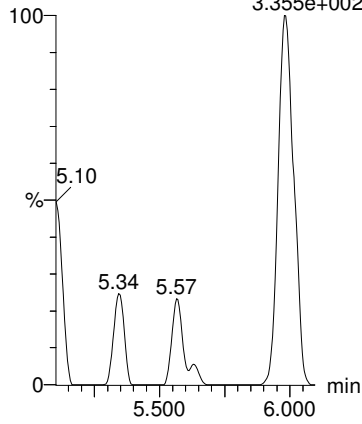
MeFOSAA

F20:MRM of 1 channel,ES-
570.0 > 419.0
1.111e+002



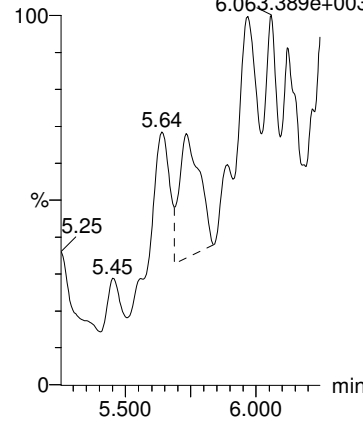
EtFOSAA

F22:MRM of 1 channel,ES-
584.1 > 419.0
3.355e+002



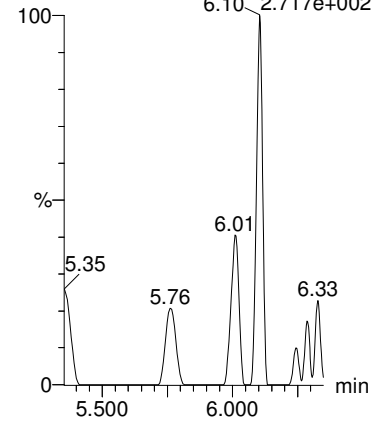
PFUnA

F19:MRM of 1 channel,ES-
563 > 518.9
6.063.389e+003



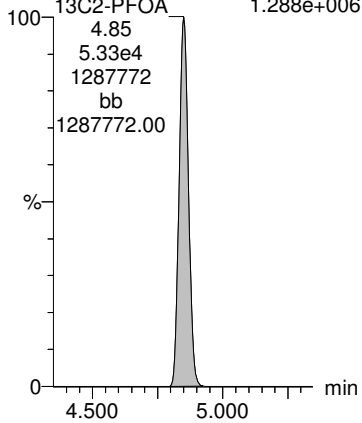
11CI-PF3OUdS

F25:MRM of 1 channel,ES-
630.8 > 450.8
2.717e+002



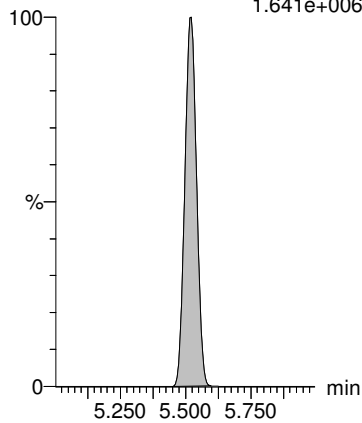
13C2-PFOA

F11:MRM of 1 channel,ES-
414.9 > 369.7
1.288e+006



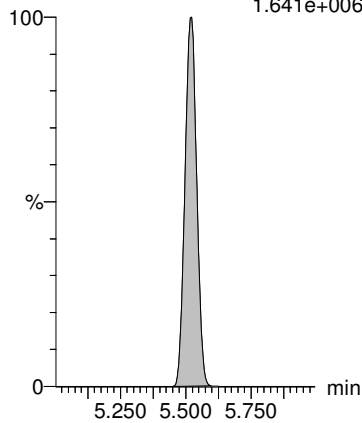
d3-N-MeFOSAA

F21:MRM of 1 channel,ES-
573.3 > 419.0
1.641e+006



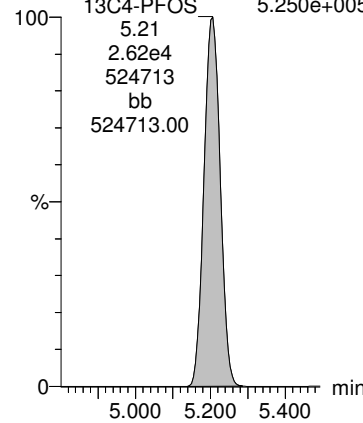
d3-N-MeFOSAA

F21:MRM of 1 channel,ES-
573.3 > 419.0
1.641e+006



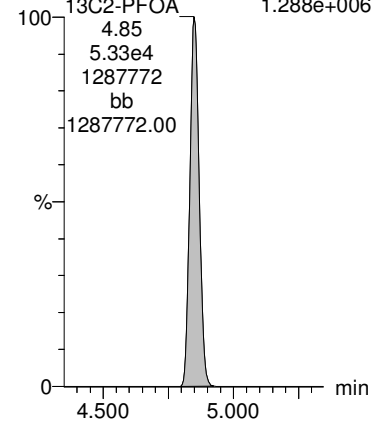
13C4-PFOS

F15:MRM of 1 channel,ES-
503.0 > 80
5.250e+005



13C2-PFOA

F11:MRM of 1 channel,ES-
414.9 > 369.7
1.288e+006



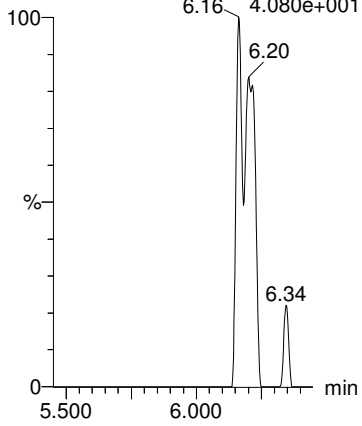
Dataset: Q:\PFAS\PFAS.PRO\Results\2021Q\SEP21\210902Q1\210902Q1-65.qld

Last Altered: Tuesday, September 07, 2021 16:01:35 Pacific Daylight Time
Printed: Tuesday, September 07, 2021 16:02:28 Pacific Daylight Time

Name: 210902Q1-65, Date: 02-Sep-2021, Time: 22:32:38, ID: 2108240-01 0.24826, Description: TB-02

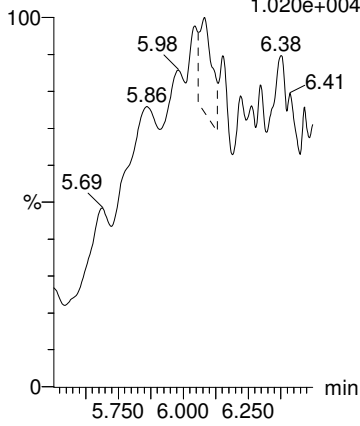
PFDoA

F24:MRM of 1 channel,ES-
612.9 > 318.8
4.080e+001



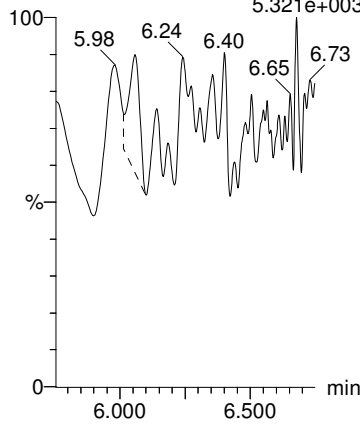
PFTrDA

F26:MRM of 1 channel,ES-
662.9 > 618.9
1.020e+004



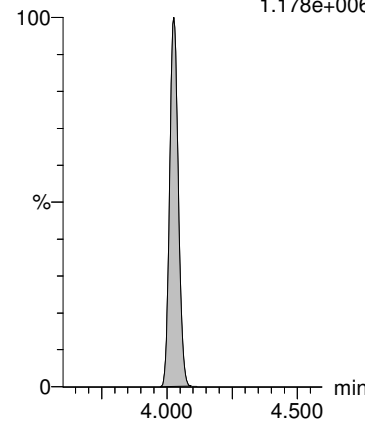
PFTeDA

F27:MRM of 1 channel,ES-
713 > 669
5.321e+003



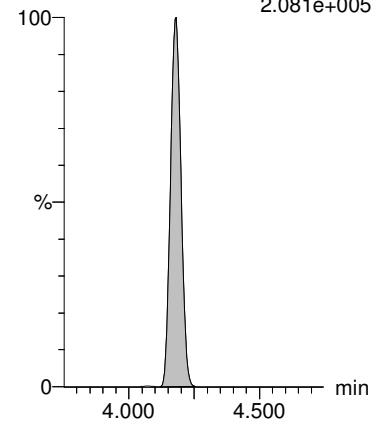
13C2-PFHxA

F6:MRM of 1 channel,ES-
315 > 270.0
1.178e+006



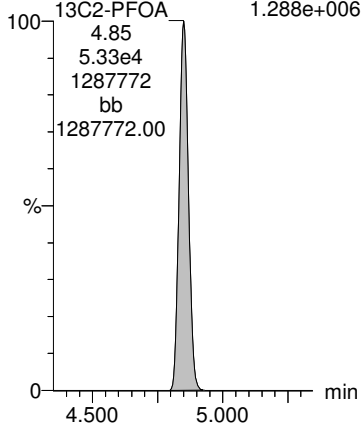
13C3-HFPO-DA

F3:MRM of 1 channel,ES-
287 > 169
2.081e+005



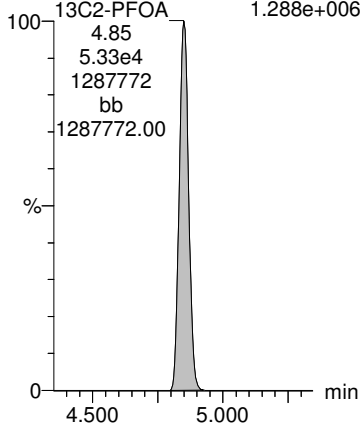
13C2-PFOA

F11:MRM of 1 channel,ES-
414.9 > 369.7
1.288e+006



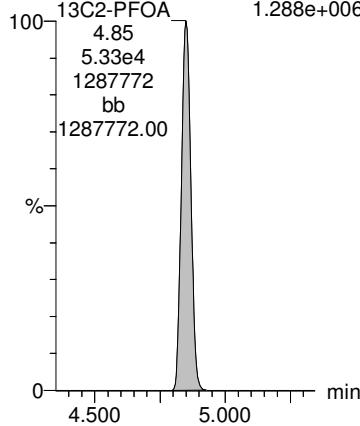
13C2-PFOA

F11:MRM of 1 channel,ES-
414.9 > 369.7
1.288e+006



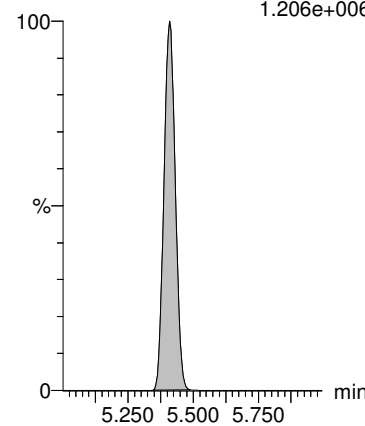
13C2-PFOA

F11:MRM of 1 channel,ES-
414.9 > 369.7
1.288e+006



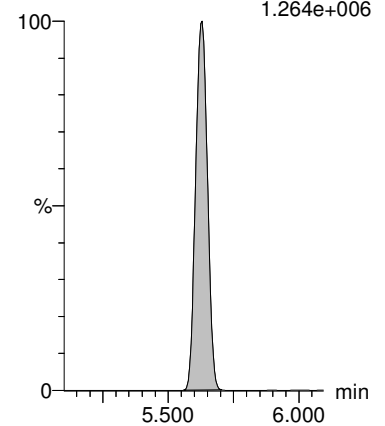
13C2-PFDA

F17:MRM of 1 channel,ES-
515.1 > 469.9
1.206e+006



d5-N-EtFOSAA

F23:MRM of 1 channel,ES-
589.3 > 419.0
1.264e+006



Dataset: Q:\PFAS\PFAS.PRO\Results\2021Q\SEP21\210902Q1\210902Q1-69-70.qld

Last Altered: Tuesday, September 07, 2021 16:05:02 Pacific Daylight Time

Printed: Tuesday, September 07, 2021 16:05:41 Pacific Daylight Time

Name: 210902Q1-69, Date: 02-Sep-2021, Time: 23:16:52, ID: 2108240-02 0.25007, Description: AOI 2-5

#	Name	Trace	Area	IS Area	Wt./Vol.	RRF Mean	Pred.RT	RT	y Axis Resp.	Conc.	%Rec
1	1 PFBS	299 > 80		2.97e4	0.250		3.71				
2	2 PFHxA	313.0 > 269	5.43e2	5.93e4	0.250		4.03	4.03	0.0915	0.446	
3	3 HFPO-DA	284.9 > 169		5.93e4	0.250		4.18				
4	4 PFHpA	362.9 > 318.9	4.93e2	5.93e4	0.250		4.49	4.49	0.0831	0.391	
5	5 ADONA	376.8 > 250.9		5.93e4	0.250		4.55				
6	24 13C4-PFOS	503.0 > 80	2.97e4	2.97e4	0.250	1.000	5.21	5.20	30.0	120	100.0
7	23 13C2-PFOA	414.9 > 369.7	5.93e4	5.93e4	0.250	1.000	4.85	4.85	10.0	40.0	100.0
8	23 13C2-PFOA	414.9 > 369.7	5.93e4	5.93e4	0.250	1.000	4.85	4.85	10.0	40.0	100.0
9	23 13C2-PFOA	414.9 > 369.7	5.93e4	5.93e4	0.250	1.000	4.85	4.85	10.0	40.0	100.0
10	23 13C2-PFOA	414.9 > 369.7	5.93e4	5.93e4	0.250	1.000	4.85	4.85	10.0	40.0	100.0
11	-1										
12	7 PFHxS	399 > 79.9		2.97e4	0.250		4.59				
13	6 PFOA	412.8 > 368.9	4.40e2	5.93e4	0.250		4.85	4.85	0.0742	0.308	
14	8 PFNA	463 > 418.8	3.60e2	5.93e4	0.250		5.16	5.15	0.0606	0.228	
15	9 PFOS	499 > 79.9	1.26e2	2.97e4	0.250		5.20	5.20	0.128	0.480	
16	10 9CI-PF3ONS	530.7 > 350.8		2.97e4	0.250		5.35				
17	24 13C4-PFOS	503.0 > 80	2.97e4	2.97e4	0.250	1.000	5.21	5.20	30.0	120	100.0
18	23 13C2-PFOA	414.9 > 369.7	5.93e4	5.93e4	0.250	1.000	4.85	4.85	10.0	40.0	100.0
19	23 13C2-PFOA	414.9 > 369.7	5.93e4	5.93e4	0.250	1.000	4.85	4.85	10.0	40.0	100.0
20	24 13C4-PFOS	503.0 > 80	2.97e4	2.97e4	0.250	1.000	5.21	5.20	30.0	120	100.0
21	24 13C4-PFOS	503.0 > 80	2.97e4	2.97e4	0.250	1.000	5.21	5.20	30.0	120	100.0
22	-1										
23	11 PFDA	513 > 468.8		5.93e4	0.250		5.41				
24	12 MeFOSAA	570.0 > 419.0		8.81e4	0.250		5.52				
25	13 EtFOSAA	584.1 > 419.0		8.81e4	0.250		5.63				
26	14 PFUnA	563 > 518.9		5.93e4	0.250		5.63				
27	17 11CI-PF3OUdS	630.8 > 450.8		2.97e4	0.250		5.77				
28	23 13C2-PFOA	414.9 > 369.7	5.93e4	5.93e4	0.250	1.000	4.85	4.85	10.0	40.0	100.0
29	25 d3-N-MeFOSAA	573.3 > 419.0	8.81e4	8.81e4	0.250	1.000	5.52	5.52	40.0	160	100.0
30	25 d3-N-MeFOSAA	573.3 > 419.0	8.81e4	8.81e4	0.250	1.000	5.52	5.52	40.0	160	100.0
31	24 13C4-PFOS	503.0 > 80	2.97e4	2.97e4	0.250	1.000	5.21	5.20	30.0	120	100.0
32	23 13C2-PFOA	414.9 > 369.7	5.93e4	5.93e4	0.250	1.000	4.85	4.85	10.0	40.0	100.0
33	-1										
34	15 PFDoA	612.9 > 318.8		5.93e4	0.250		5.83				
35	16 PFTrDA	662.9 > 618.9		5.93e4	0.250		6.00				
36	18 PFTeDA	713 > 669		5.93e4	0.250		6.15				

Dataset: Q:\PFAS\PFAS.PRO\Results\2021Q\SEP21\210902Q1\210902Q1-69-70.qld

Last Altered: Tuesday, September 07, 2021 16:05:02 Pacific Daylight Time

Printed: Tuesday, September 07, 2021 16:05:41 Pacific Daylight Time

Name: 210902Q1-69, Date: 02-Sep-2021, Time: 23:16:52, ID: 2108240-02 0.25007, Description: AOI 2-5

	# Name	Trace	Area	IS Area	Wt./Vol.	RRF Mean	Pred.RT	RT	y Axis Resp.	Conc.	%Rec
37	19 13C2-PFHxA	315 > 270.0	4.89e4	5.93e4	0.250	0.871	3.99	4.03	8.24	37.8	94.6
38	20 13C3-HFPO-DA	287 > 169	1.01e4	5.93e4	0.250	0.159	4.18	4.18	1.71	43.0	107.6
39	23 13C2-PFOA	414.9 > 369.7	5.93e4	5.93e4	0.250	1.000	4.85	4.85	10.0	40.0	100.0
40	23 13C2-PFOA	414.9 > 369.7	5.93e4	5.93e4	0.250	1.000	4.85	4.85	10.0	40.0	100.0
41	23 13C2-PFOA	414.9 > 369.7	5.93e4	5.93e4	0.250	1.000	4.85	4.85	10.0	40.0	100.0
42	21 13C2-PFDA	515.1 > 469.9	6.72e4	5.93e4	0.250	1.388	5.41	5.41	11.3	32.6	81.5
43	22 d5-N-EtFOSAA	589.3 > 419.0	6.16e4	8.81e4	0.250	0.942	5.63	5.62	28.0	119	74.2

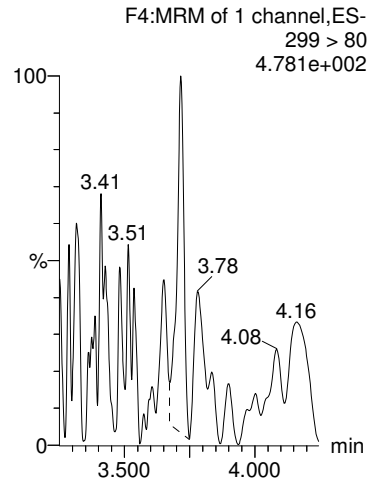
Dataset: Q:\PFAS\PFAS.PRO\Results\2021Q\SEP21\210902Q1\210902Q1-69-70.qld

Last Altered: Tuesday, September 07, 2021 16:05:02 Pacific Daylight Time
Printed: Tuesday, September 07, 2021 16:05:41 Pacific Daylight Time

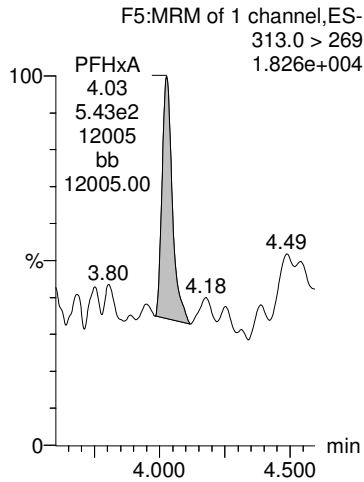
Method: Q:\PFAS\PFAS.PRO\MethDB\PFAS_DW_L18_090221.mdb 02 Sep 2021 16:01:38
Calibration: Q:\PFAS\PFAS.PRO\CurveDB\C18_537_Q6_09-01-21.cdb 01 Sep 2021 14:21:40

Name: 210902Q1-69, Date: 02-Sep-2021, Time: 23:16:52, ID: 2108240-02 0.25007, Description: AOI 2-5

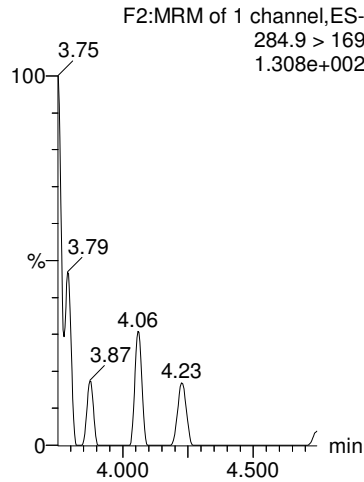
PFBS



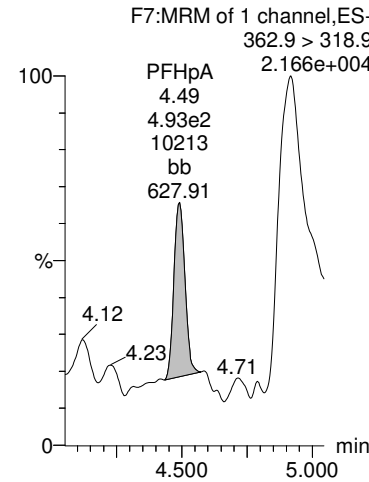
PFHxA



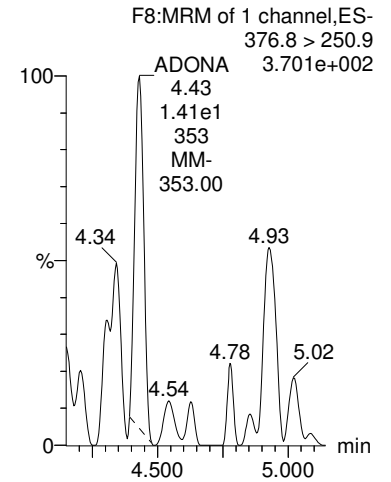
HFPO-DA



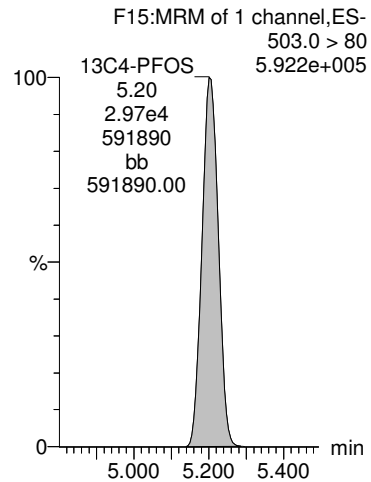
PFHpA



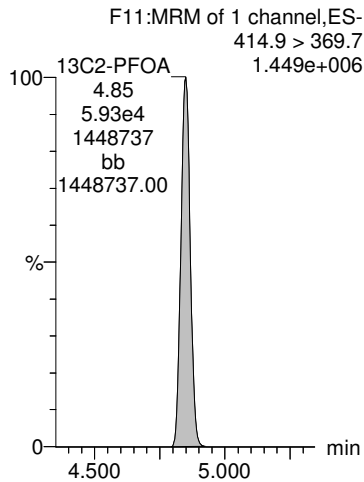
ADONA



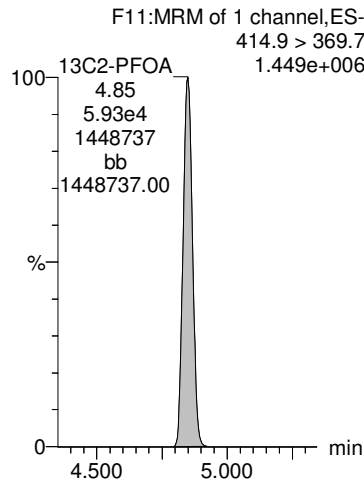
13C4-PFOS



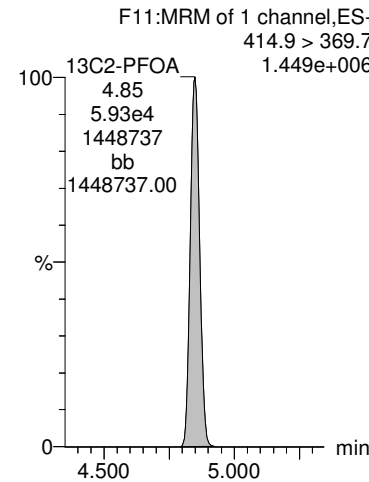
13C2-PFOA



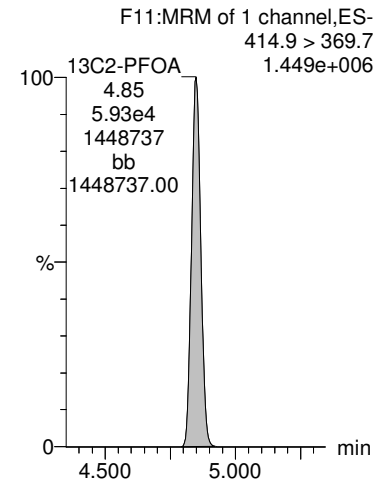
13C2-PFOA



13C2-PFOA



13C2-PFOA



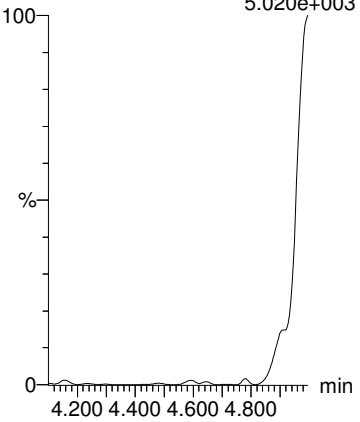
Dataset: Q:\PFAS\PFAS.PRO\Results\2021Q\SEP21\210902Q1\210902Q1-69-70.qld

Last Altered: Tuesday, September 07, 2021 16:05:02 Pacific Daylight Time
Printed: Tuesday, September 07, 2021 16:05:41 Pacific Daylight Time

Name: 210902Q1-69, Date: 02-Sep-2021, Time: 23:16:52, ID: 2108240-02 0.25007, Description: AOI 2-5

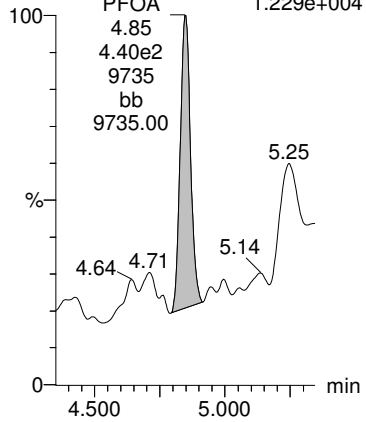
PFHxS

F9:MRM of 1 channel,ES-
399 > 79.9
5.020e+003



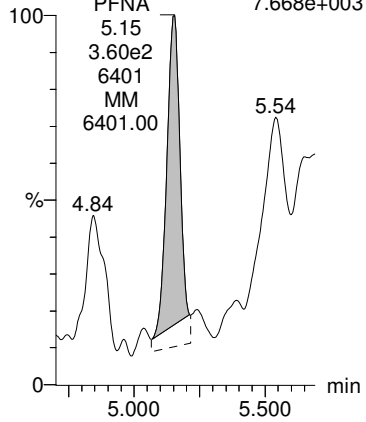
PFOA

F10:MRM of 1 channel,ES-
412.8 > 368.9
1.229e+004



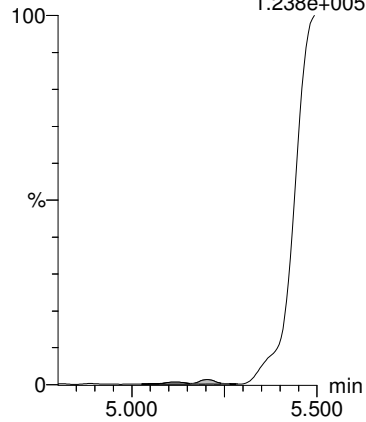
PFNA

F12:MRM of 1 channel,ES-
463 > 418.8
7.668e+003



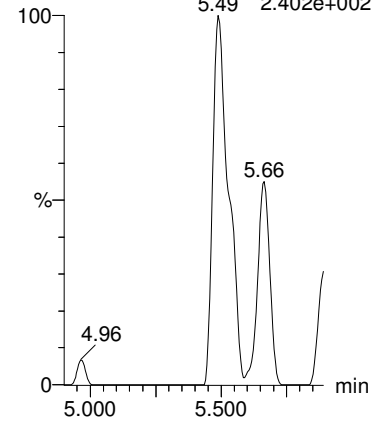
PFOS

F14:MRM of 1 channel,ES-
499 > 79.9
1.238e+005



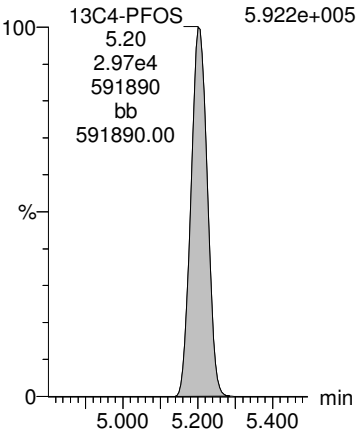
9CI-PF3ONS

F18:MRM of 1 channel,ES-
530.7 > 350.8
2.402e+002



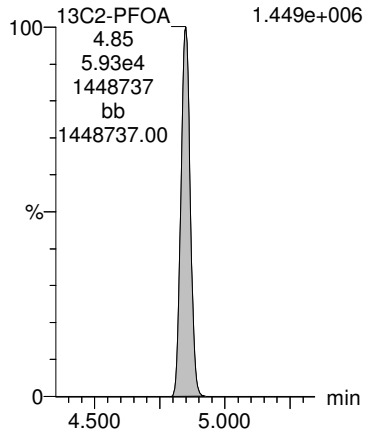
13C4-PFOS

F15:MRM of 1 channel,ES-
503.0 > 80
5.922e+005



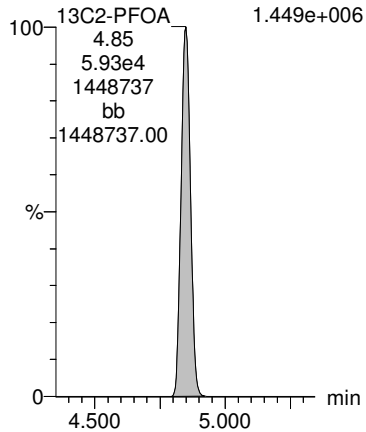
13C2-PFOA

F11:MRM of 1 channel,ES-
414.9 > 369.7
1.449e+006



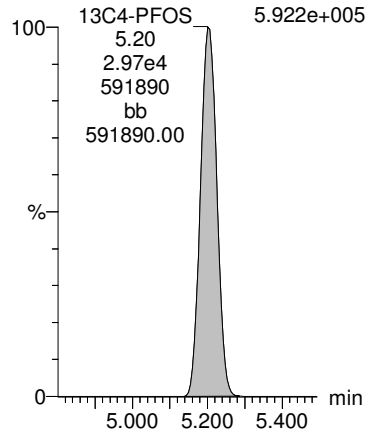
13C2-PFOA

F11:MRM of 1 channel,ES-
414.9 > 369.7
1.449e+006



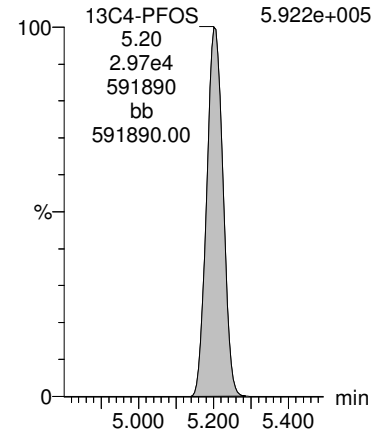
13C4-PFOS

F15:MRM of 1 channel,ES-
503.0 > 80
5.922e+005



13C4-PFOS

F15:MRM of 1 channel,ES-
503.0 > 80
5.922e+005



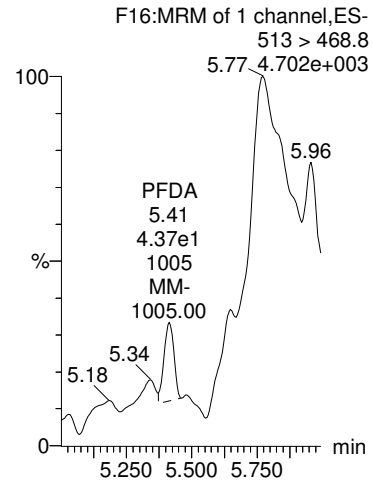
Dataset: Q:\PFAS\PFAS.PRO\Results\2021Q\SEP21\210902Q1\210902Q1-69-70.qld

Last Altered: Tuesday, September 07, 2021 16:05:02 Pacific Daylight Time

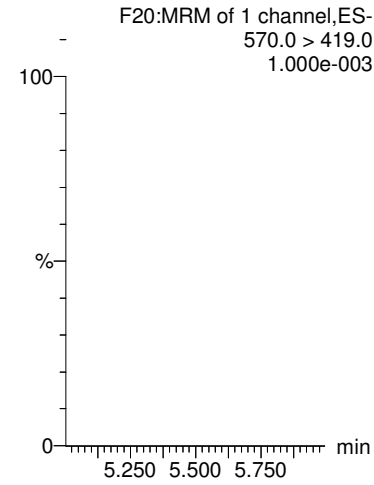
Printed: Tuesday, September 07, 2021 16:05:41 Pacific Daylight Time

Name: 210902Q1-69, Date: 02-Sep-2021, Time: 23:16:52, ID: 2108240-02 0.25007, Description: AOI 2-5

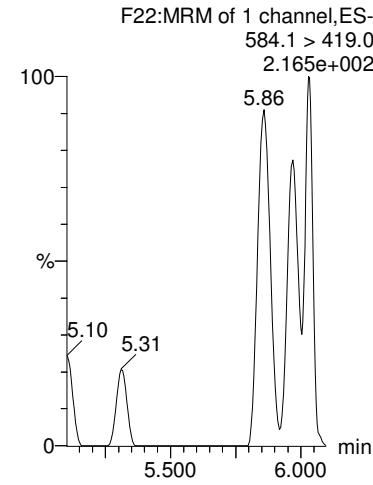
PFDA



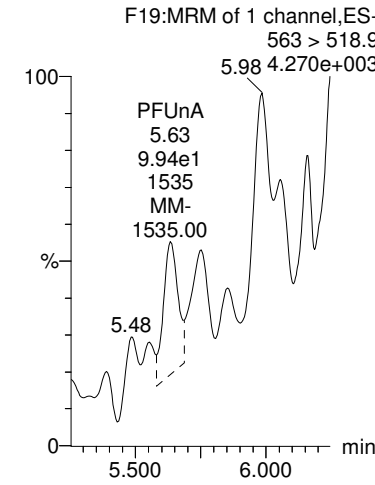
MeFOSAA



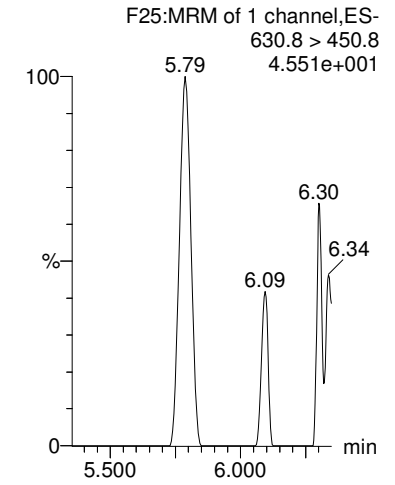
EtFOSAA



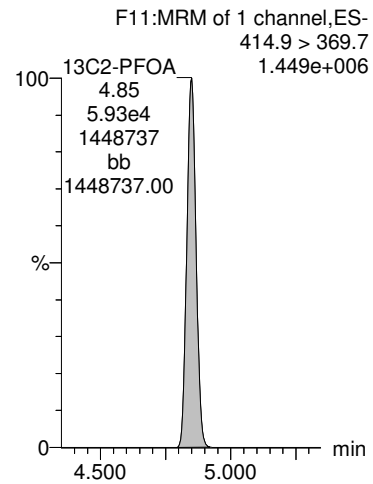
PFUnA



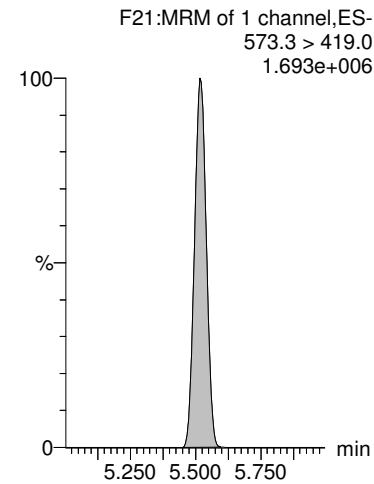
11CI-PF3OUdS



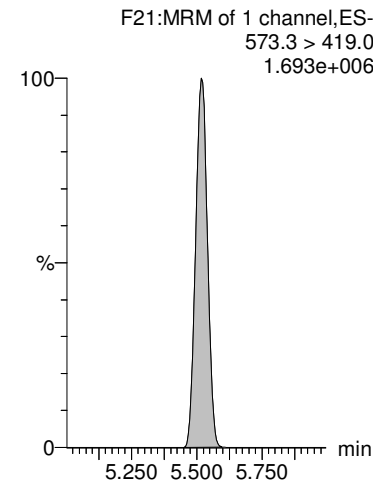
13C2-PFOA



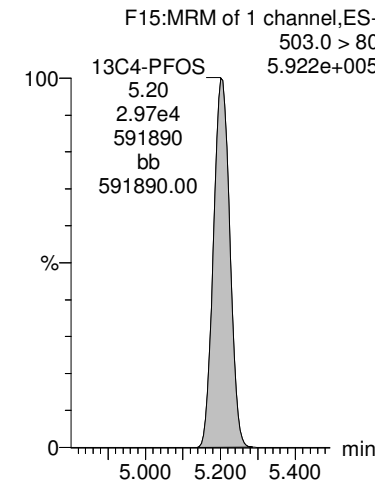
d3-N-MeFOSAA



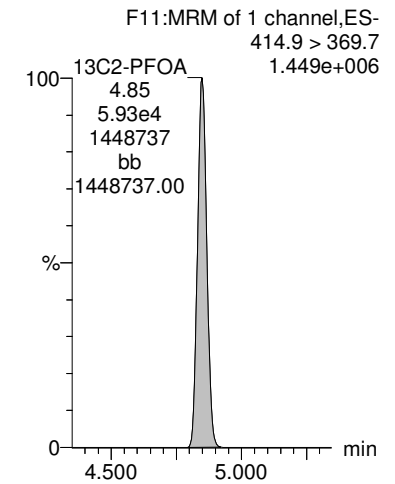
d3-N-MeFOSAA



13C4-PFOS



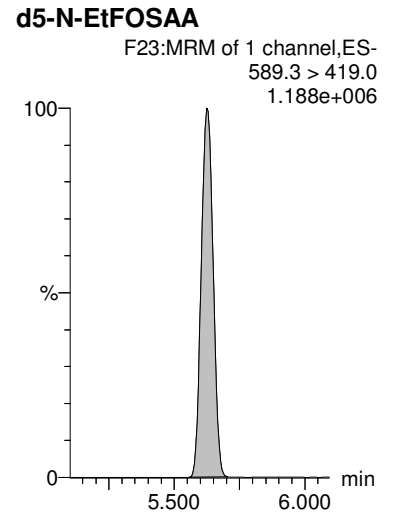
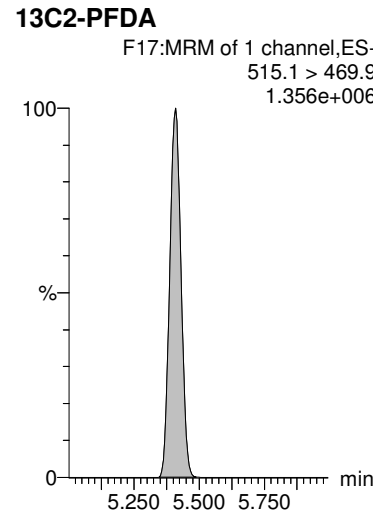
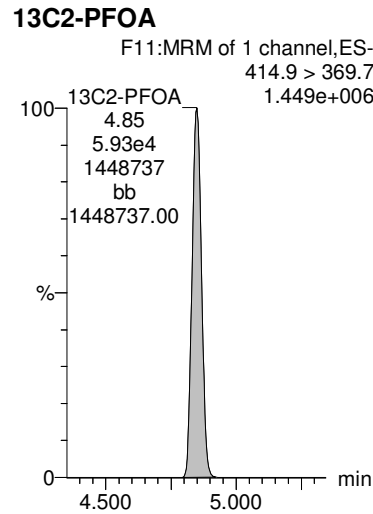
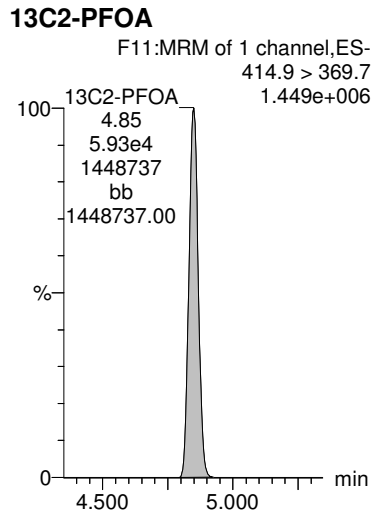
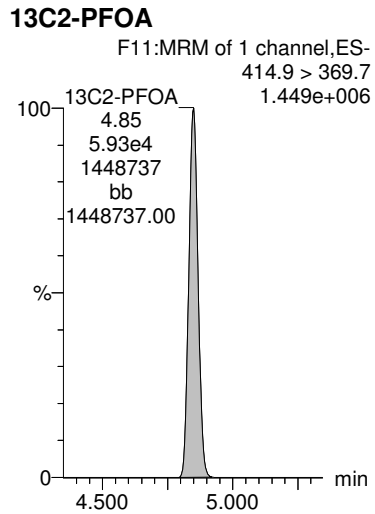
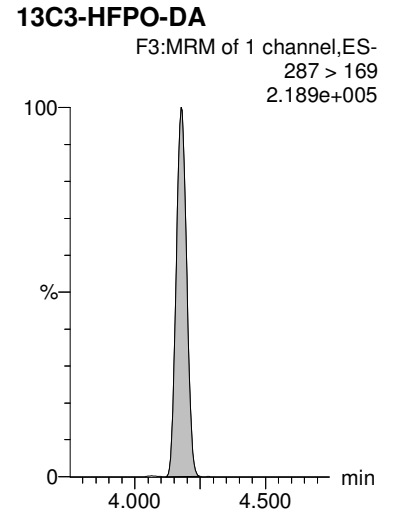
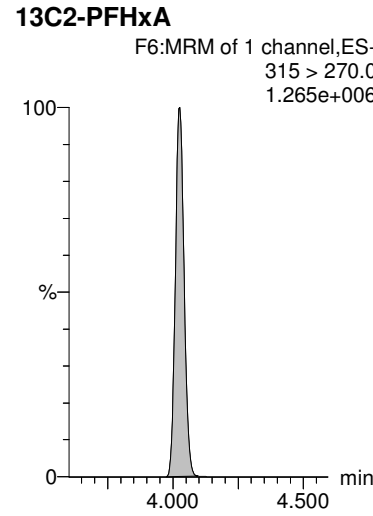
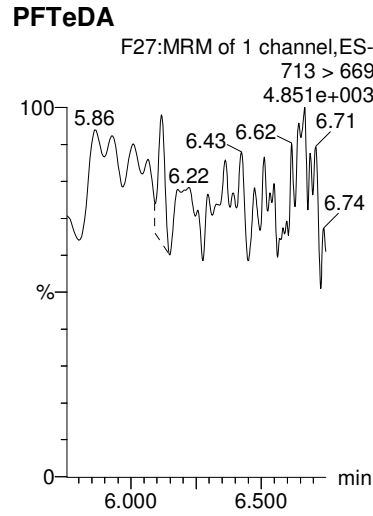
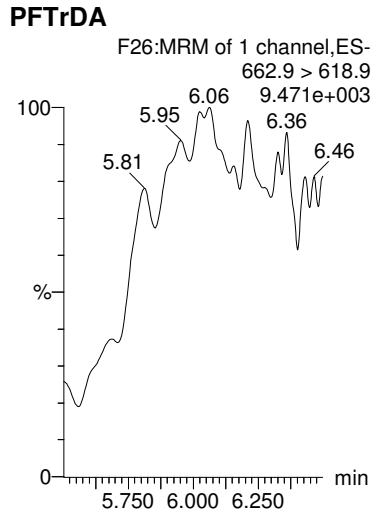
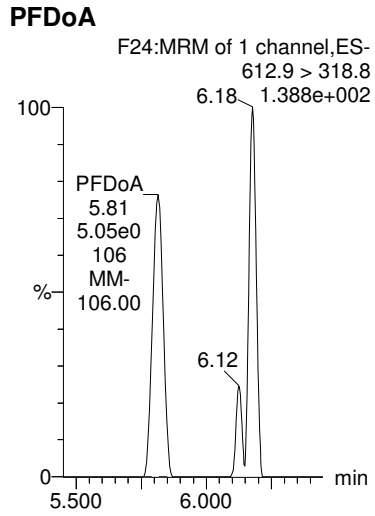
13C2-PFOA



Dataset: Q:\PFAS\PFAS.PRO\Results\2021Q\SEP21\210902Q1\210902Q1-69-70.qld

Last Altered: Tuesday, September 07, 2021 16:05:02 Pacific Daylight Time
Printed: Tuesday, September 07, 2021 16:05:41 Pacific Daylight Time

Name: 210902Q1-69, Date: 02-Sep-2021, Time: 23:16:52, ID: 2108240-02 0.25007, Description: AOI 2-5



Dataset: Q:\PFAS\PFAS.PRO\Results\2021Q\SEP21\210902Q1\210902Q1-69-70.qld

Last Altered: Tuesday, September 07, 2021 16:05:02 Pacific Daylight Time

Printed: Tuesday, September 07, 2021 16:06:30 Pacific Daylight Time

Name: 210902Q1-70, Date: 02-Sep-2021, Time: 23:27:55, ID: 2108240-03 0.24831, Description: FB-02

#	Name	Trace	Area	IS Area	Wt./Vol.	RRF Mean	Pred.RT	RT	y Axis Resp.	Conc.	%Rec
1	1 PFBS	299 > 80		2.98e4	0.248		3.72				
2	2 PFHxA	313.0 > 269		6.23e4	0.248		4.03				
3	3 HFPO-DA	284.9 > 169		6.23e4	0.248		4.18				
4	4 PFHpA	362.9 > 318.9		6.23e4	0.248		4.49				
5	5 ADONA	376.8 > 250.9		6.23e4	0.248		4.55				
6	24 13C4-PFOS	503.0 > 80	2.98e4	2.98e4	0.248	1.000	5.21	5.21	30.0	121	100.0
7	23 13C2-PFOA	414.9 > 369.7	6.23e4	6.23e4	0.248	1.000	4.85	4.85	10.0	40.3	100.0
8	23 13C2-PFOA	414.9 > 369.7	6.23e4	6.23e4	0.248	1.000	4.85	4.85	10.0	40.3	100.0
9	23 13C2-PFOA	414.9 > 369.7	6.23e4	6.23e4	0.248	1.000	4.85	4.85	10.0	40.3	100.0
10	23 13C2-PFOA	414.9 > 369.7	6.23e4	6.23e4	0.248	1.000	4.85	4.85	10.0	40.3	100.0
11	-1										
12	7 PFHxS	399 > 79.9		2.98e4	0.248		4.60				
13	6 PFOA	412.8 > 368.9		6.23e4	0.248		4.85				
14	8 PFNA	463 > 418.8		6.23e4	0.248		5.16				
15	9 PFOS	499 > 79.9	1.60e2	2.98e4	0.248		5.21	5.21	0.161	0.611	
16	10 9CI-PF3ONS	530.7 > 350.8		2.98e4	0.248		5.35				
17	24 13C4-PFOS	503.0 > 80	2.98e4	2.98e4	0.248	1.000	5.21	5.21	30.0	121	100.0
18	23 13C2-PFOA	414.9 > 369.7	6.23e4	6.23e4	0.248	1.000	4.85	4.85	10.0	40.3	100.0
19	23 13C2-PFOA	414.9 > 369.7	6.23e4	6.23e4	0.248	1.000	4.85	4.85	10.0	40.3	100.0
20	24 13C4-PFOS	503.0 > 80	2.98e4	2.98e4	0.248	1.000	5.21	5.21	30.0	121	100.0
21	24 13C4-PFOS	503.0 > 80	2.98e4	2.98e4	0.248	1.000	5.21	5.21	30.0	121	100.0
22	-1										
23	11 PFDA	513 > 468.8		6.23e4	0.248		5.41				
24	12 MeFOSAA	570.0 > 419.0		9.20e4	0.248		5.52				
25	13 EtFOSAA	584.1 > 419.0		9.20e4	0.248		5.63				
26	14 PFUnA	563 > 518.9		6.23e4	0.248		5.63				
27	17 11CI-PF3OUdS	630.8 > 450.8		2.98e4	0.248		5.77				
28	23 13C2-PFOA	414.9 > 369.7	6.23e4	6.23e4	0.248	1.000	4.85	4.85	10.0	40.3	100.0
29	25 d3-N-MeFOSAA	573.3 > 419.0	9.20e4	9.20e4	0.248	1.000	5.52	5.52	40.0	161	100.0
30	25 d3-N-MeFOSAA	573.3 > 419.0	9.20e4	9.20e4	0.248	1.000	5.52	5.52	40.0	161	100.0
31	24 13C4-PFOS	503.0 > 80	2.98e4	2.98e4	0.248	1.000	5.21	5.21	30.0	121	100.0
32	23 13C2-PFOA	414.9 > 369.7	6.23e4	6.23e4	0.248	1.000	4.85	4.85	10.0	40.3	100.0
33	-1										
34	15 PFDoA	612.9 > 318.8		6.23e4	0.248		5.83				
35	16 PFTTrDA	662.9 > 618.9		6.23e4	0.248		6.00				
36	18 PFTeDA	713 > 669		6.23e4	0.248		6.15				

VY 9/7/2021

Dataset: Q:\PFAS\PFAS.PRO\Results\2021Q\SEP21\210902Q1\210902Q1-69-70.qld

Last Altered: Tuesday, September 07, 2021 16:05:02 Pacific Daylight Time

Printed: Tuesday, September 07, 2021 16:06:30 Pacific Daylight Time

Name: 210902Q1-70, Date: 02-Sep-2021, Time: 23:27:55, ID: 2108240-03 0.24831, Description: FB-02

	# Name	Trace	Area	IS Area	Wt./Vol.	RRF Mean	Pred.RT	RT	y Axis Resp.	Conc.	%Rec
37	19 13C2-PFHxA	315 > 270.0	5.41e4	6.23e4	0.248	0.871	3.99	4.03	8.69	40.2	99.8
38	20 13C3-HFPO-DA	287 > 169	1.08e4	6.23e4	0.248	0.159	4.18	4.18	1.73	44.0	109.3
39	23 13C2-PFOA	414.9 > 369.7	6.23e4	6.23e4	0.248	1.000	4.85	4.85	10.0	40.3	100.0
40	23 13C2-PFOA	414.9 > 369.7	6.23e4	6.23e4	0.248	1.000	4.85	4.85	10.0	40.3	100.0
41	23 13C2-PFOA	414.9 > 369.7	6.23e4	6.23e4	0.248	1.000	4.85	4.85	10.0	40.3	100.0
42	21 13C2-PFDA	515.1 > 469.9	7.18e4	6.23e4	0.248	1.388	5.41	5.41	11.5	33.4	83.0
43	22 d5-N-EtFOSAA	589.3 > 419.0	6.92e4	9.20e4	0.248	0.942	5.63	5.63	30.1	129	79.8

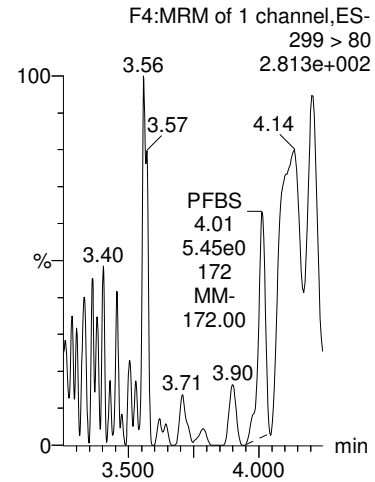
Dataset: Q:\PFAS\PFAS.PRO\Results\2021Q\SEP21\210902Q1\210902Q1-69-70.qld

Last Altered: Tuesday, September 07, 2021 16:05:02 Pacific Daylight Time
Printed: Tuesday, September 07, 2021 16:06:30 Pacific Daylight Time

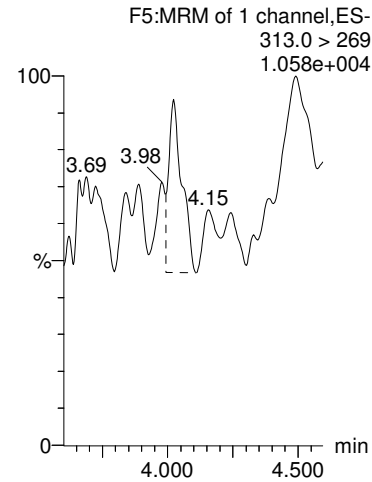
Method: Q:\PFAS\PFAS.PRO\MethDB\PFAS_DW_L18_090221.mdb 02 Sep 2021 16:01:38
Calibration: Q:\PFAS\PFAS.PRO\CurveDB\C18_537_Q6_09-01-21.cdb 01 Sep 2021 14:21:40

Name: 210902Q1-70, Date: 02-Sep-2021, Time: 23:27:55, ID: 2108240-03 0.24831, Description: FB-02

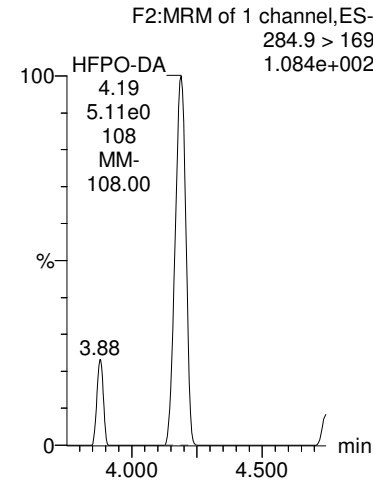
PFBS



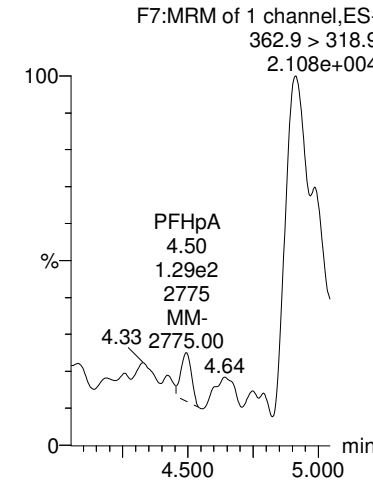
PFHxA



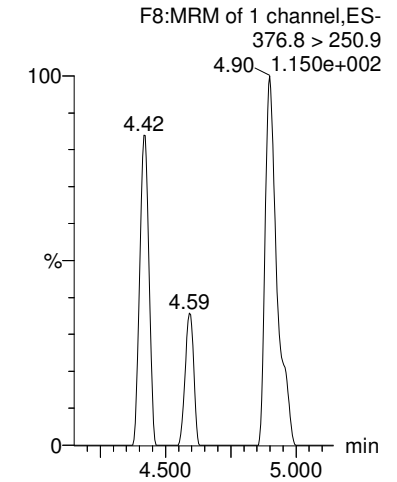
HFPO-DA



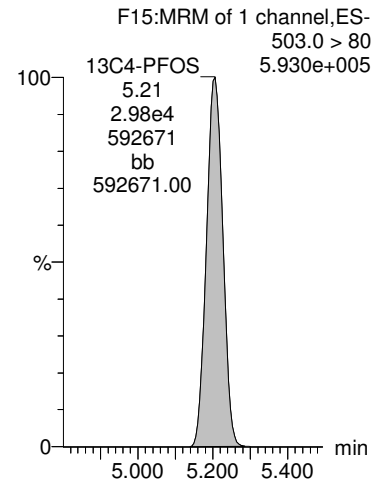
PFHpA



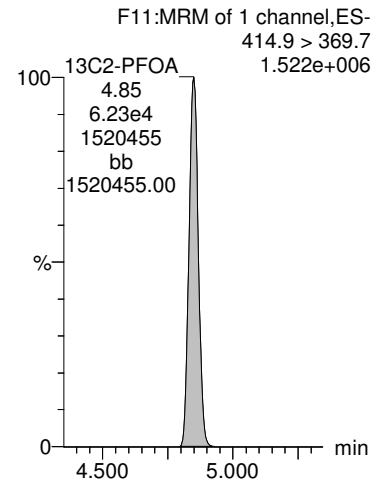
ADONA



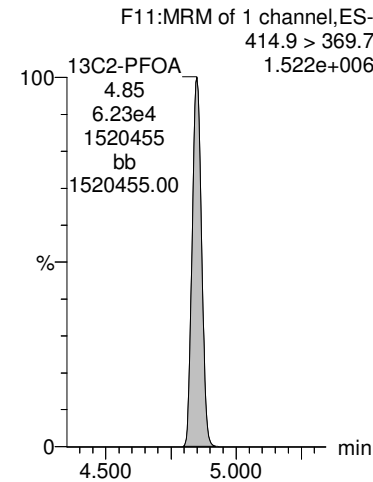
13C4-PFOS



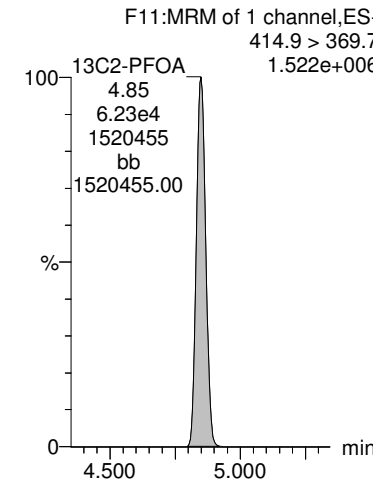
13C2-PFOA



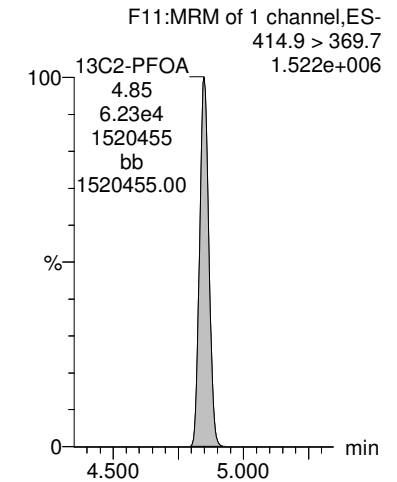
13C2-PFOA



13C2-PFOA



13C2-PFOA



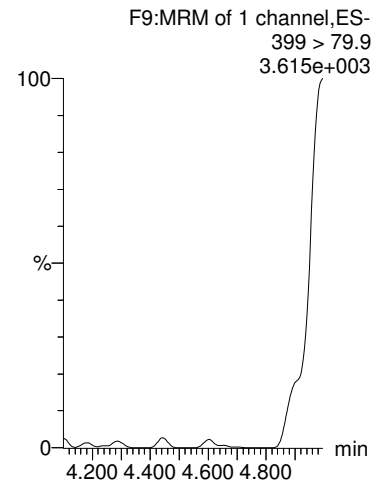
Dataset: Q:\PFAS\PFAS.PRO\Results\2021Q\SEP21\210902Q1\210902Q1-69-70.qld

Last Altered: Tuesday, September 07, 2021 16:05:02 Pacific Daylight Time

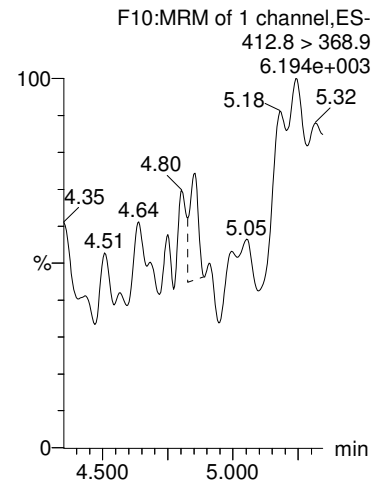
Printed: Tuesday, September 07, 2021 16:06:30 Pacific Daylight Time

Name: 210902Q1-70, Date: 02-Sep-2021, Time: 23:27:55, ID: 2108240-03 0.24831, Description: FB-02

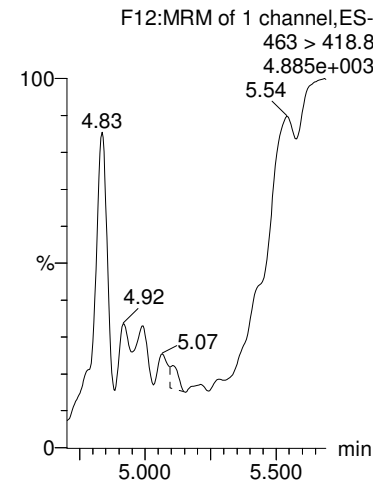
PFHxS



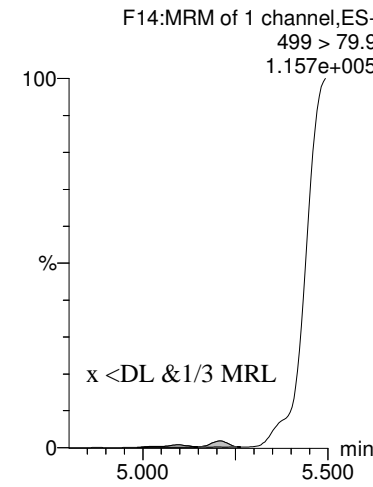
PFOA



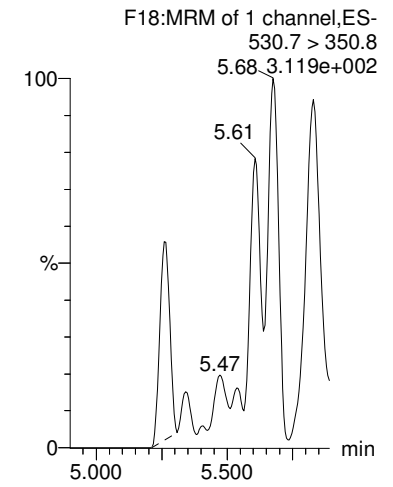
PFNA



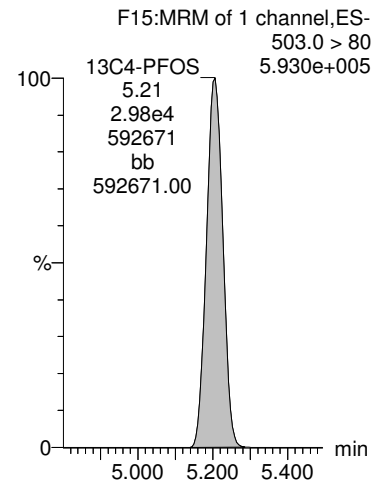
PFOS



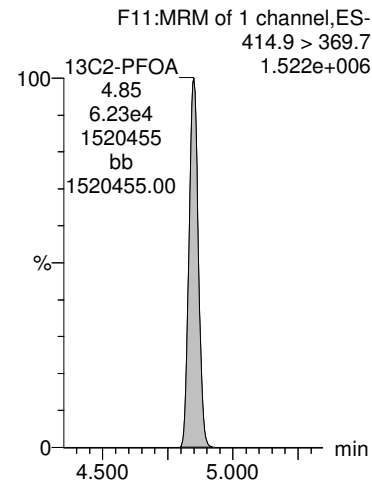
9CI-PF3ONS



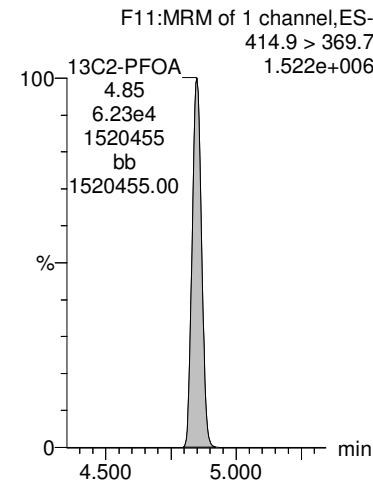
13C4-PFOS



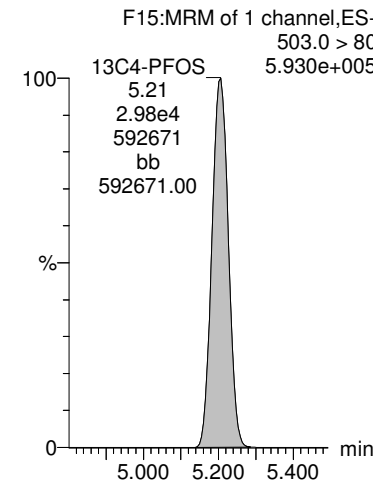
13C2-PFOA



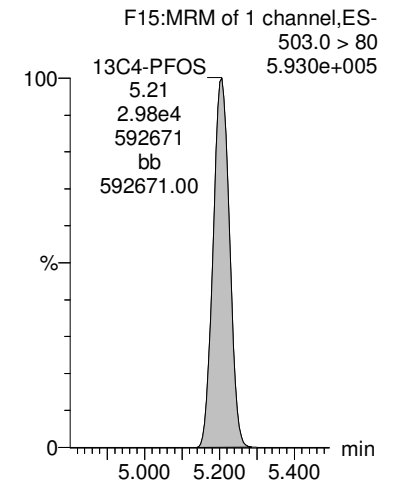
13C2-PFOA



13C4-PFOS



13C4-PFOS



Dataset: Q:\PFAS\PFAS.PRO\Results\2021Q\SEP21\210902Q1\210902Q1-69-70.qld

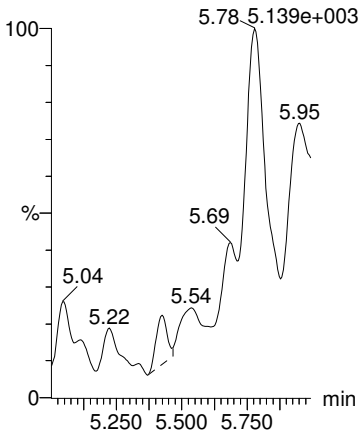
Last Altered: Tuesday, September 07, 2021 16:05:02 Pacific Daylight Time

Printed: Tuesday, September 07, 2021 16:06:30 Pacific Daylight Time

Name: 210902Q1-70, Date: 02-Sep-2021, Time: 23:27:55, ID: 2108240-03 0.24831, Description: FB-02

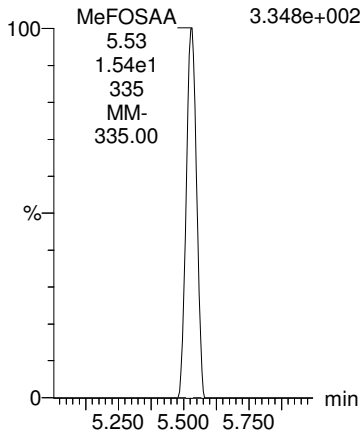
PFDA

F16:MRM of 1 channel,ES-
513 > 468.8



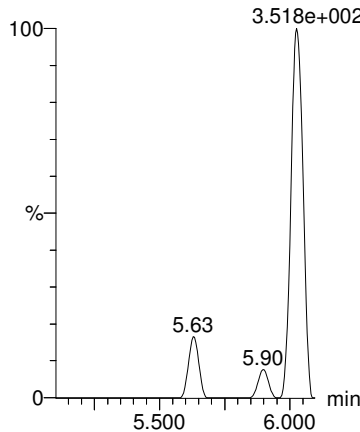
MeFOSAA

F20:MRM of 1 channel,ES-
570.0 > 419.0
3.348e+002



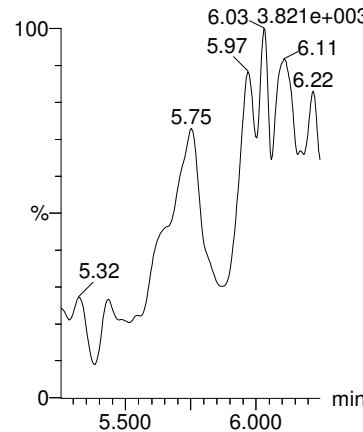
EtFOSAA

F22:MRM of 1 channel,ES-
584.1 > 419.0
3.518e+002



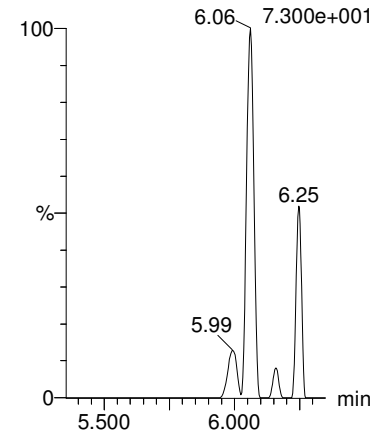
PFUnA

F19:MRM of 1 channel,ES-
563 > 518.9
3.821e+003



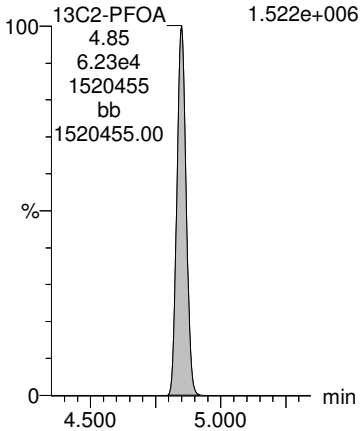
11CI-PF3OUdS

F25:MRM of 1 channel,ES-
630.8 > 450.8
7.300e+001



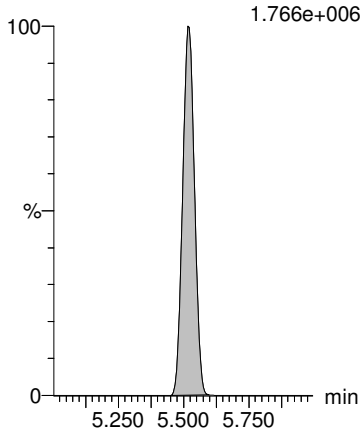
13C2-PFOA

F11:MRM of 1 channel,ES-
414.9 > 369.7
1.522e+006



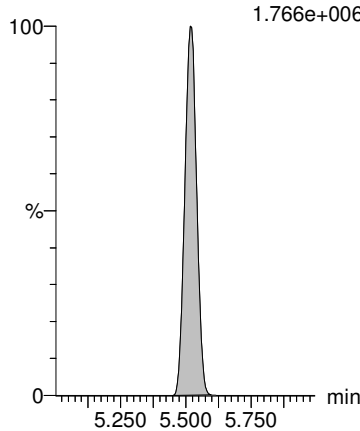
d3-N-MeFOSAA

F21:MRM of 1 channel,ES-
573.3 > 419.0
1.766e+006



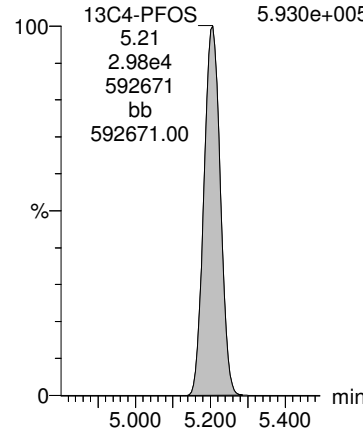
d3-N-MeFOSAA

F21:MRM of 1 channel,ES-
573.3 > 419.0
1.766e+006



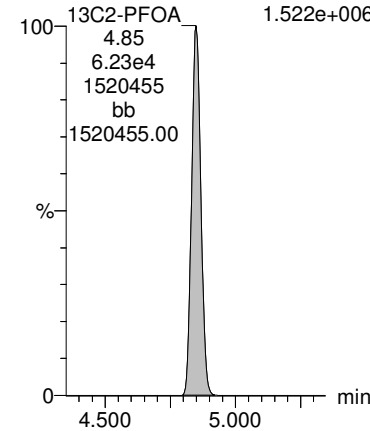
13C4-PFOS

F15:MRM of 1 channel,ES-
503.0 > 80
5.930e+005



13C2-PFOA

F11:MRM of 1 channel,ES-
414.9 > 369.7
1.522e+006



Dataset: Q:\PFAS\PFAS.PRO\Results\2021Q\SEP21\210902Q1\210902Q1-69-70.qld

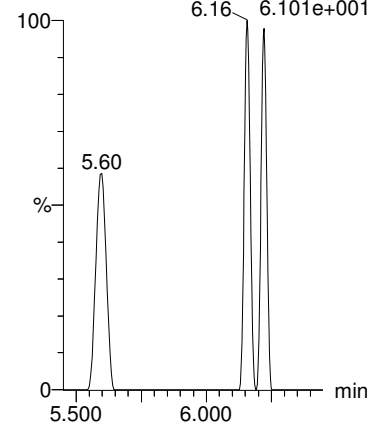
Last Altered: Tuesday, September 07, 2021 16:05:02 Pacific Daylight Time

Printed: Tuesday, September 07, 2021 16:06:30 Pacific Daylight Time

Name: 210902Q1-70, Date: 02-Sep-2021, Time: 23:27:55, ID: 2108240-03 0.24831, Description: FB-02

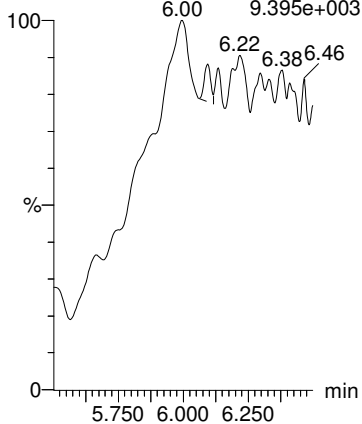
PFDoA

F24:MRM of 1 channel,ES-
612.9 > 318.8
6.16 6.101e+001



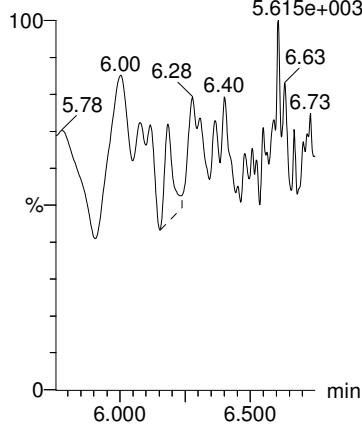
PFTrDA

F26:MRM of 1 channel,ES-
662.9 > 618.9
6.00 9.395e+003



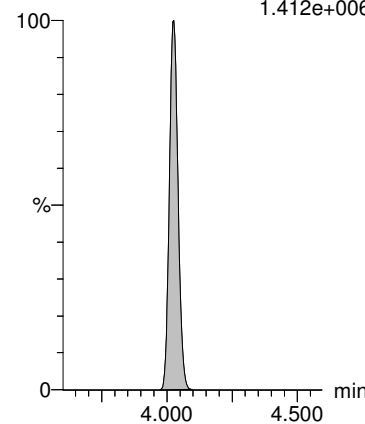
PFTeDA

F27:MRM of 1 channel,ES-
713 > 669
5.615e+003



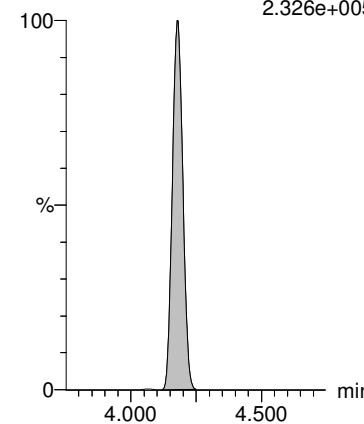
13C2-PFHxA

F6:MRM of 1 channel,ES-
315 > 270.0
1.412e+006



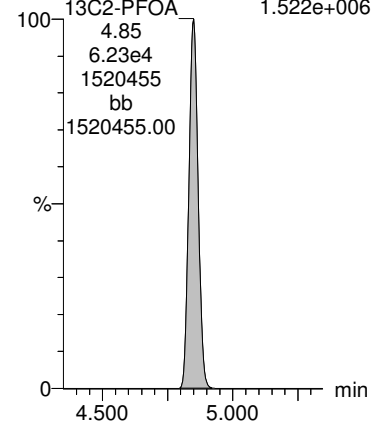
13C3-HFPO-DA

F3:MRM of 1 channel,ES-
287 > 169
2.326e+005



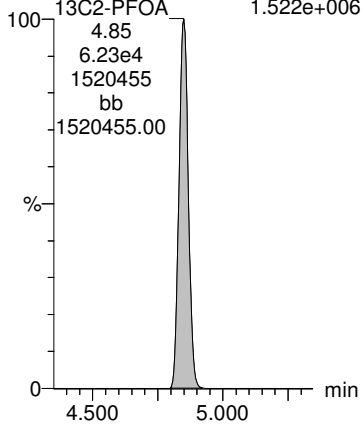
13C2-PFOA

F11:MRM of 1 channel,ES-
414.9 > 369.7
1.522e+006



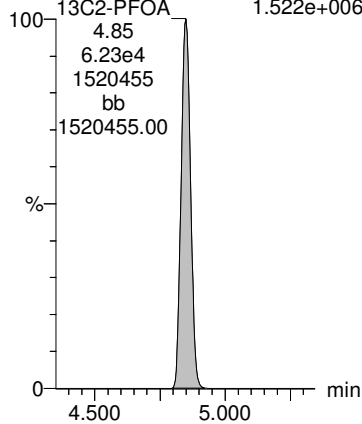
13C2-PFOA

F11:MRM of 1 channel,ES-
414.9 > 369.7
1.522e+006



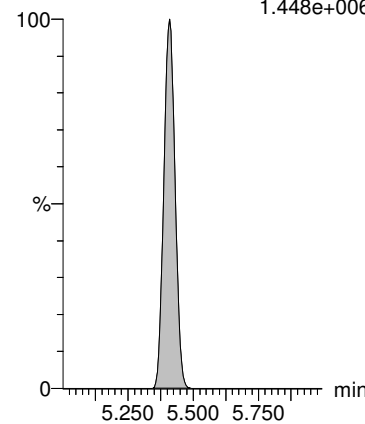
13C2-PFOA

F11:MRM of 1 channel,ES-
414.9 > 369.7
1.522e+006



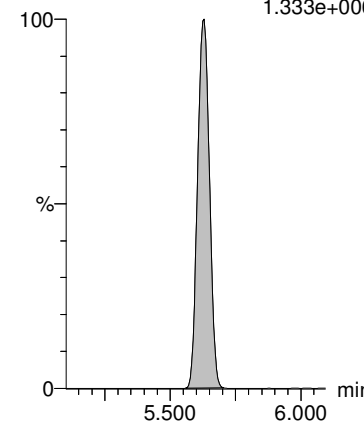
13C2-PFDA

F17:MRM of 1 channel,ES-
515.1 > 469.9
1.448e+006



d5-N-EtFOSAA

F23:MRM of 1 channel,ES-
589.3 > 419.0
1.333e+006



**INJECTION INTERNAL STANDARD (IIS) AREAS,
AND
CONTINUING CALIBRATION VERIFICATIONS (CCV)**

IIS AREAS

ICAL (50-150%)

Compound 23: 13C2-PFOA

ID	Name	Type	Std. Conc	RT	Area	ICAL	%AREA	
3	ST210902Q1-1 PFC CS-1 21H3104	210902Q1-03	Analyte	10	4.85	62910.49	66230.93	95
4	IPA	210902Q1-04	Analyte	10			66230.93	0
5	B1H0258-BLK1 0.25	210902Q1-05	Analyte	10	4.85	52476.41	66230.93	79
6	B1H0258-BS1 0.25	210902Q1-06	Analyte	10	4.85	54186.15	66230.93	82
7	B1H0258-BSD1 0.25	210902Q1-07	Analyte	10	4.85	55258.39	66230.93	83
8	2108274-01 0.24257	210902Q1-08	Analyte	10	4.85	57200.02	66230.93	86
9	2108274-02 0.24144	210902Q1-09	Analyte	10	4.85	55199.20	66230.93	83
10	2108274-03 0.23274	210902Q1-10	Analyte	10	4.85	57885.59	66230.93	87
11	2108274-04 0.24165	210902Q1-11	Analyte	10	4.85	58793.82	66230.93	89
12	2108274-05 0.23475	210902Q1-12	Analyte	10	4.85	53630.46	66230.93	81
13	2108274-06 0.24504	210902Q1-13	Analyte	10	4.85	55382.41	66230.93	84
14	2108274-07 0.24743	210902Q1-14	Analyte	10	4.85	58302.68	66230.93	88
15	2108274-08 0.24398	210902Q1-15	Analyte	10	4.85	54078.61	66230.93	82
16	2108275-01 0.23664	210902Q1-16	Analyte	10	4.85	53431.43	66230.93	81
17	2108275-02 0.24759	210902Q1-17	Analyte	10	4.85	53582.86	66230.93	81
18	2108275-03 0.23845	210902Q1-18	Analyte	10	4.85	50258.77	66230.93	76
19	2108275-04 0.24505	210902Q1-19	Analyte	10	4.85	51079.59	66230.93	77
20	2108275-05 0.24293	210902Q1-20	Analyte	10	4.85	52387.37	66230.93	79
21	2108275-06 0.24896	210902Q1-21	Analyte	10	4.85	48964.56	66230.93	74
22	2108276-01 0.24477	210902Q1-22	Analyte	10	4.85	51250.40	66230.93	77
23	2108276-02 0.24523	210902Q1-23	Analyte	10	4.85	52617.15	66230.93	79
24	2108276-03 0.24804	210902Q1-24	Analyte	10	4.85	50572.63	66230.93	76
25	2108276-04 0.24759	210902Q1-25	Analyte	10	4.85	55328.14	66230.93	84
26	IPA	210902Q1-26	Analyte	10	4.85	6.86	66230.93	0
27	ST210902Q1-2 PFC CS1 21H3106	210902Q1-27	Analyte	10	4.85	69294.18	66230.93	105
28	IPA	210902Q1-28	Analyte	10	4.85	7.11	66230.93	0
29	B1H0255-BLK1 0.25	210902Q1-29	Analyte	10	4.85	52448.99	66230.93	79

30	B1H0255-BS1 0.25	210902Q1-30	Analyte	10	4.85	54401.88	66230.93	82
31	B1H0255-BSD1 0.25	210902Q1-31	Analyte	10	4.85	50350.98	66230.93	76
32	2108268-01 0.24804	210902Q1-32	Analyte	10	4.85	53111.11	66230.93	80
33	2108268-02 0.24609	210902Q1-33	Analyte	10	4.85	54319.66	66230.93	82
34	2108277-01 0.23987	210902Q1-34	Analyte	10	4.85	54264.80	66230.93	82
35	2108277-02 0.23741	210902Q1-35	Analyte	10	4.85	58092.43	66230.93	88
36	2108277-03 0.24643	210902Q1-36	Analyte	10	4.85	55683.16	66230.93	84
37	2108277-04 0.24087	210902Q1-37	Analyte	10	4.85	55001.98	66230.93	83
38	2108277-05 0.25355	210902Q1-38	Analyte	10	4.85	57520.24	66230.93	87
39	2108277-06 0.23172	210902Q1-39	Analyte	10	4.85	56344.02	66230.93	85
40	2108278-01 0.24786	210902Q1-40	Analyte	10	4.85	54875.28	66230.93	83
41	2108278-02 0.24726	210902Q1-41	Analyte	10	4.85	55872.19	66230.93	84
42	2108279-01 0.25316	210902Q1-42	Analyte	10	4.85	57141.99	66230.93	86
43	2108279-02 0.25345	210902Q1-43	Analyte	10	4.85	53860.96	66230.93	81
44	2108280-01 0.25612	210902Q1-44	Analyte	10	4.85	54458.75	66230.93	82
45	2108280-02 0.25421	210902Q1-45	Analyte	10	4.85	54857.99	66230.93	83
46	2108280-03 0.25491	210902Q1-46	Analyte	10	4.85	56557.77	66230.93	85
47	2108280-04 0.24216	210902Q1-47	Analyte	10	4.85	53053.17	66230.93	80
48	IPA	210902Q1-48	Analyte	10			66230.93	0
49	ST210902Q1-3 PFC CS3 21H3108	210902Q1-49	Analyte	10	4.85	71044.52	66230.93	107
50	IPA	210902Q1-50	Analyte	10			66230.93	0
51	B1H0258-BS1 0.25	210902Q1-51	Analyte	10	4.85	56252.53	66230.93	85
52	2108274-05 0.23475	210902Q1-52	Analyte	10	4.85	53935.38	66230.93	81
53	2108274-07 0.24743	210902Q1-53	Analyte	10	4.85	59213.63	66230.93	89
54	2108275-03 0.23845	210902Q1-54	Analyte	10	4.85	50958.40	66230.93	77
55	B1H0259-BLK1 0.25	210902Q1-55	Analyte	10	4.85	63069.65	66230.93	95
56	B1H0259-BS1 0.25	210902Q1-56	Analyte	10	4.85	59631.30	66230.93	90
57	B1H0259-BSD1 0.25	210902Q1-57	Analyte	10	4.85	59188.74	66230.93	89
58	2108190-01 0.25	210902Q1-58	Analyte	10	4.85	59464.25	66230.93	90
59	2108238-07RE1 0.23916	210902Q1-59	Analyte	10	4.85	59245.12	66230.93	89
60	2108238-08RE1 0.23527	210902Q1-60	Analyte	10	4.85	58626.51	66230.93	89
61	2108239-01 0.25384	210902Q1-61	Analyte	10	4.85	58949.59	66230.93	89
62	2108239-02 0.24949	210902Q1-62	Analyte	10	4.85	61875.09	66230.93	93
63	2108239-03 0.24768	210902Q1-63	Analyte	10	4.85	59336.38	66230.93	90

64	2108239-04 0.24732	210902Q1-64	Analyte	10	4.85	56779.71	66230.93	86
65	2108240-01 0.24826	210902Q1-65	Analyte	10	4.85	53297.23	66230.93	80
66	IPA	210902Q1-66	Analyte	10			66230.93	0
67	ST210902Q1-4 PFC CS-1 21H3104	210902Q1-67	Analyte	10	4.85	70948.99	66230.93	107
68	IPA	210902Q1-68	Analyte	10	4.88	6.09	66230.93	0
69	2108240-02 0.25007	210902Q1-69	Analyte	10	4.85	59346.34	66230.93	90
70	2108240-03 0.24831	210902Q1-70	Analyte	10	4.85	62280.09	66230.93	94
71	2108252-02RE1 0.23288	210902Q1-71	Analyte	10	4.85	63856.95	66230.93	96
72	2108252-03RE1 0.24173	210902Q1-72	Analyte	10	4.85	58138.70	66230.93	88
73	2108252-06RE1 0.24158	210902Q1-73	Analyte	10	4.85	63272.75	66230.93	96
74	2108252-08RE1 0.23862	210902Q1-74	Analyte	10	4.85	58862.91	66230.93	89
75	2108264-01 0.25405	210902Q1-75	Analyte	10	4.85	55276.31	66230.93	83
76	2108264-02 0.25833	210902Q1-76	Analyte	10	4.85	59095.52	66230.93	89
77	2108264-03 0.25921	210902Q1-77	Analyte	10	4.85	58299.08	66230.93	88
78	2108264-04 0.2507	210902Q1-78	Analyte	10	4.85	58444.19	66230.93	88
79	2108270-01 0.25846	210902Q1-79	Analyte	10	4.85	59987.36	66230.93	91
80	IPA	210902Q1-80	Analyte	10			66230.93	0
81	ST210902Q1-5 PFC CS1 21H3106	210902Q1-81	Analyte	10	4.85	76853.49	66230.93	116
82	IPA	210902Q1-82	Analyte	10	4.87	16.02	66230.93	0
83	B1H0288-BLK1 0.25	210902Q1-83	Analyte	10	4.85	64392.06	66230.93	97
84	B1H0288-BS1 0.25	210902Q1-84	Analyte	10	4.85	61236.75	66230.93	92
85	B1H0288-MS1 0.25789	210902Q1-85	Analyte	10	4.85	58686.40	66230.93	89
86	B1H0288-MSD1 0.24414	210902Q1-86	Analyte	10	4.85	63050.55	66230.93	95
87	2108299-01 0.2447	210902Q1-87	Analyte	10	4.85	67583.19	66230.93	102
88	2108299-02 0.25032	210902Q1-88	Analyte	10	4.85	63513.49	66230.93	96
89	2108301-01 0.25651	210902Q1-89	Analyte	10	4.85	59480.78	66230.93	90
90	2108301-02 0.25164	210902Q1-90	Analyte	10	4.85	64314.71	66230.93	97
91	2108301-03 0.25187	210902Q1-91	Analyte	10	4.85	64370.77	66230.93	97
92	2108301-04 0.24206	210902Q1-92	Analyte	10	4.85	65451.64	66230.93	99
93	2108301-05 0.25712	210902Q1-93	Analyte	10	4.85	59903.97	66230.93	90
94	2108301-06 0.24913	210902Q1-94	Analyte	10	4.85	62034.14	66230.93	94
95	2108301-07 0.24696	210902Q1-95	Analyte	10	4.85	63901.34	66230.93	96
96	2108301-08 0.24656	210902Q1-96	Analyte	10	4.85	61684.73	66230.93	93
97	2108301-09 0.25031	210902Q1-97	Analyte	10	4.85	64303.43	66230.93	97

98	2108301-10 0.25193	210902Q1-98	Analyte	10	4.85	66268.89	66230.93	100
99	2108301-11 0.25352	210902Q1-99	Analyte	10	4.85	67764.35	66230.93	102
100	2108301-12 0.24154	210902Q1-100	Analyte	10	4.85	67308.34	66230.93	102
101	2108301-13 0.25994	210902Q1-101	Analyte	10	4.85	59322.01	66230.93	90
102	2108303-01 0.25364	210902Q1-102	Analyte	10	4.85	61317.13	66230.93	93
103	2108303-02 0.25685	210902Q1-103	Analyte	10	4.85	64100.72	66230.93	97
104	IPA	210902Q1-104	Analyte	10			66230.93	0
105	ST210902Q1-6 PFC CS3 21H3108	210902Q1-105	Analyte	10	4.85	84247.36	66230.93	127

Compound 24: 13C4-PFOS

ID	Name	Type	Std. Conc	RT	Area	ICAL	%AREA	
3	ST210902Q1-1 PFC CS-1 21H3104	210902Q1-03	Analyte	30	5.21	31787.95	37280.85	85
4	IPA	210902Q1-04	Analyte	30	5.22	6.36	37280.85	0
5	B1H0258-BLK1 0.25	210902Q1-05	Analyte	30	5.21	25295.01	37280.85	68
6	B1H0258-BS1 0.25	210902Q1-06	Analyte	30	5.21	26217.99	37280.85	70
7	B1H0258-BSD1 0.25	210902Q1-07	Analyte	30	5.21	28377.82	37280.85	76
8	2108274-01 0.24257	210902Q1-08	Analyte	30	5.21	27717.04	37280.85	74
9	2108274-02 0.24144	210902Q1-09	Analyte	30	5.21	28157.82	37280.85	76
10	2108274-03 0.23274	210902Q1-10	Analyte	30	5.21	28793.88	37280.85	77
11	2108274-04 0.24165	210902Q1-11	Analyte	30	5.21	28825.48	37280.85	77
12	2108274-05 0.23475	210902Q1-12	Analyte	30	5.21	27199.88	37280.85	73
13	2108274-06 0.24504	210902Q1-13	Analyte	30	5.21	28342.62	37280.85	76
14	2108274-07 0.24743	210902Q1-14	Analyte	30	5.21	29287.89	37280.85	79
15	2108274-08 0.24398	210902Q1-15	Analyte	30	5.21	27888.69	37280.85	75
16	2108275-01 0.23664	210902Q1-16	Analyte	30	5.21	26735.61	37280.85	72
17	2108275-02 0.24759	210902Q1-17	Analyte	30	5.21	25742.63	37280.85	69
18	2108275-03 0.23845	210902Q1-18	Analyte	30	5.21	25291.65	37280.85	68
19	2108275-04 0.24505	210902Q1-19	Analyte	30	5.21	27543.90	37280.85	74
20	2108275-05 0.24293	210902Q1-20	Analyte	30	5.20	26874.36	37280.85	72
21	2108275-06 0.24896	210902Q1-21	Analyte	30	5.21	24752.94	37280.85	66
22	2108276-01 0.24477	210902Q1-22	Analyte	30	5.21	25504.84	37280.85	68
23	2108276-02 0.24523	210902Q1-23	Analyte	30	5.21	26538.19	37280.85	71

24	2108276-03 0.24804	210902Q1-24	Analyte	30	5.20	25459.71	37280.85	68
25	2108276-04 0.24759	210902Q1-25	Analyte	30	5.20	27415.40	37280.85	74
26	IPA	210902Q1-26	Analyte	30	5.22	6.85	37280.85	0
27	ST210902Q1-2 PFC CS1 21H3106	210902Q1-27	Analyte	30	5.21	35069.18	37280.85	94
28	IPA	210902Q1-28	Analyte	30	5.20	7.45	37280.85	0
29	B1H0255-BLK1 0.25	210902Q1-29	Analyte	30	5.20	27406.49	37280.85	74
30	B1H0255-BS1 0.25	210902Q1-30	Analyte	30	5.20	27444.56	37280.85	74
31	B1H0255-BSD1 0.25	210902Q1-31	Analyte	30	5.20	27593.71	37280.85	74
32	2108268-01 0.24804	210902Q1-32	Analyte	30	5.21	24588.44	37280.85	66
33	2108268-02 0.24609	210902Q1-33	Analyte	30	5.20	27349.93	37280.85	73
34	2108277-01 0.23987	210902Q1-34	Analyte	30	5.20	26800.08	37280.85	72
35	2108277-02 0.23741	210902Q1-35	Analyte	30	5.20	27467.06	37280.85	74
36	2108277-03 0.24643	210902Q1-36	Analyte	30	5.20	27786.46	37280.85	75
37	2108277-04 0.24087	210902Q1-37	Analyte	30	5.20	28662.25	37280.85	77
38	2108277-05 0.25355	210902Q1-38	Analyte	30	5.20	28101.67	37280.85	75
39	2108277-06 0.23172	210902Q1-39	Analyte	30	5.20	28419.18	37280.85	76
40	2108278-01 0.24786	210902Q1-40	Analyte	30	5.20	28737.12	37280.85	77
41	2108278-02 0.24726	210902Q1-41	Analyte	30	5.21	27948.47	37280.85	75
42	2108279-01 0.25316	210902Q1-42	Analyte	30	5.20	27609.55	37280.85	74
43	2108279-02 0.25345	210902Q1-43	Analyte	30	5.20	26240.72	37280.85	70
44	2108280-01 0.25612	210902Q1-44	Analyte	30	5.20	30410.91	37280.85	82
45	2108280-02 0.25421	210902Q1-45	Analyte	30	5.20	27613.97	37280.85	74
46	2108280-03 0.25491	210902Q1-46	Analyte	30	5.20	28592.99	37280.85	77
47	2108280-04 0.24216	210902Q1-47	Analyte	30	5.20	29504.36	37280.85	79
48	IPA	210902Q1-48	Analyte	30	5.22	5.80	37280.85	0
49	ST210902Q1-3 PFC CS3 21H3108	210902Q1-49	Analyte	30	5.20	37328.40	37280.85	100
50	IPA	210902Q1-50	Analyte	30	5.11	6.49	37280.85	0
51	B1H0258-BS1 0.25	210902Q1-51	Analyte	30	5.21	30756.05	37280.85	82
52	2108274-05 0.23475	210902Q1-52	Analyte	30	5.20	26460.44	37280.85	71
53	2108274-07 0.24743	210902Q1-53	Analyte	30	5.20	28957.53	37280.85	78
54	2108275-03 0.23845	210902Q1-54	Analyte	30	5.21	25510.28	37280.85	68
55	B1H0259-BLK1 0.25	210902Q1-55	Analyte	30	5.21	33189.10	37280.85	89
56	B1H0259-BS1 0.25	210902Q1-56	Analyte	30	5.20	29047.31	37280.85	78
57	B1H0259-BSD1 0.25	210902Q1-57	Analyte	30	5.21	29465.09	37280.85	79

58	2108190-01 0.25	210902Q1-58	Analyte	30	5.21	31128.17	37280.85	83
59	2108238-07RE1 0.23916	210902Q1-59	Analyte	30	5.20	30461.69	37280.85	82
60	2108238-08RE1 0.23527	210902Q1-60	Analyte	30	5.20	30241.95	37280.85	81
61	2108239-01 0.25384	210902Q1-61	Analyte	30	5.20	29714.98	37280.85	80
62	2108239-02 0.24949	210902Q1-62	Analyte	30	5.20	30122.60	37280.85	81
63	2108239-03 0.24768	210902Q1-63	Analyte	30	5.20	30759.79	37280.85	83
64	2108239-04 0.24732	210902Q1-64	Analyte	30	5.20	29194.67	37280.85	78
65	2108240-01 0.24826	210902Q1-65	Analyte	30	5.21	26240.62	37280.85	70
66	IPA	210902Q1-66	Analyte	30	5.07	9.09	37280.85	0
67	ST210902Q1-4 PFC CS-1 21H3104	210902Q1-67	Analyte	30	5.21	34183.60	37280.85	92
68	IPA	210902Q1-68	Analyte	30	5.21	9.72	37280.85	0
69	2108240-02 0.25007	210902Q1-69	Analyte	30	5.20	29700.23	37280.85	80
70	2108240-03 0.24831	210902Q1-70	Analyte	30	5.21	29804.20	37280.85	80
71	2108252-02RE1 0.23288	210902Q1-71	Analyte	30	5.20	29976.39	37280.85	80
72	2108252-03RE1 0.24173	210902Q1-72	Analyte	30	5.20	28705.78	37280.85	77
73	2108252-06RE1 0.24158	210902Q1-73	Analyte	30	5.20	31984.31	37280.85	86
74	2108252-08RE1 0.23862	210902Q1-74	Analyte	30	5.20	27449.20	37280.85	74
75	2108264-01 0.25405	210902Q1-75	Analyte	30	5.21	28282.54	37280.85	76
76	2108264-02 0.25833	210902Q1-76	Analyte	30	5.20	27994.23	37280.85	75
77	2108264-03 0.25921	210902Q1-77	Analyte	30	5.21	28978.95	37280.85	78
78	2108264-04 0.2507	210902Q1-78	Analyte	30	5.21	27374.85	37280.85	73
79	2108270-01 0.25846	210902Q1-79	Analyte	30	5.20	30133.99	37280.85	81
80	IPA	210902Q1-80	Analyte	30	5.21	11.71	37280.85	0
81	ST210902Q1-5 PFC CS1 21H3106	210902Q1-81	Analyte	30	5.20	39166.38	37280.85	105
82	IPA	210902Q1-82	Analyte	30	5.30	6.96	37280.85	0
83	B1H0288-BLK1 0.25	210902Q1-83	Analyte	30	5.21	30669.75	37280.85	82
84	B1H0288-BS1 0.25	210902Q1-84	Analyte	30	5.21	29669.02	37280.85	80
85	B1H0288-MS1 0.25789	210902Q1-85	Analyte	30	5.21	30853.40	37280.85	83
86	B1H0288-MSD1 0.24414	210902Q1-86	Analyte	30	5.21	29127.97	37280.85	78
87	2108299-01 0.2447	210902Q1-87	Analyte	30	5.21	31893.25	37280.85	86
88	2108299-02 0.25032	210902Q1-88	Analyte	30	5.21	28818.22	37280.85	77
89	2108301-01 0.25651	210902Q1-89	Analyte	30	5.21	30182.17	37280.85	81
90	2108301-02 0.25164	210902Q1-90	Analyte	30	5.21	30372.76	37280.85	81
91	2108301-03 0.25187	210902Q1-91	Analyte	30	5.21	32779.00	37280.85	88

92	2108301-04 0.24206	210902Q1-92	Analyte	30	5.21	31695.02	37280.85	85
93	2108301-05 0.25712	210902Q1-93	Analyte	30	5.21	30416.23	37280.85	82
94	2108301-06 0.24913	210902Q1-94	Analyte	30	5.21	31296.68	37280.85	84
95	2108301-07 0.24696	210902Q1-95	Analyte	30	5.21	31979.81	37280.85	86
96	2108301-08 0.24656	210902Q1-96	Analyte	30	5.21	30246.14	37280.85	81
97	2108301-09 0.25031	210902Q1-97	Analyte	30	5.21	32849.25	37280.85	88
98	2108301-10 0.25193	210902Q1-98	Analyte	30	5.21	32120.14	37280.85	86
99	2108301-11 0.25352	210902Q1-99	Analyte	30	5.21	32746.91	37280.85	88
100	2108301-12 0.24154	210902Q1-100	Analyte	30	5.21	30405.30	37280.85	82
101	2108301-13 0.25994	210902Q1-101	Analyte	30	5.21	30246.11	37280.85	81
102	2108303-01 0.25364	210902Q1-102	Analyte	30	5.21	31286.11	37280.85	84
103	2108303-02 0.25685	210902Q1-103	Analyte	30	5.21	33404.41	37280.85	90
104	IPA	210902Q1-104	Analyte	30			37280.85	0
105	ST210902Q1-6 PFC CS3 21H3108	210902Q1-105	Analyte	30	5.21	41953.33	37280.85	113

Compound 25: d3-N-MeFOSAA

ID	Name	Type	Std. Conc	RT	Area	ICAL	%AREA	
3	ST210902Q1-1 PFC CS-1 21H3104	210902Q1-03	Analyte	40	5.52	83216.02	89573.32	93
4	IPA	210902Q1-04	Analyte	40	5.53	59.95	89573.32	0
5	B1H0258-BLK1 0.25	210902Q1-05	Analyte	40	5.52	77066.21	89573.32	86
6	B1H0258-BS1 0.25	210902Q1-06	Analyte	40	5.52	81209.28	89573.32	91
7	B1H0258-BSD1 0.25	210902Q1-07	Analyte	40	5.52	81093.44	89573.32	91
8	2108274-01 0.24257	210902Q1-08	Analyte	40	5.52	79356.97	89573.32	89
9	2108274-02 0.24144	210902Q1-09	Analyte	40	5.52	81181.20	89573.32	91
10	2108274-03 0.23274	210902Q1-10	Analyte	40	5.52	88954.15	89573.32	99
11	2108274-04 0.24165	210902Q1-11	Analyte	40	5.52	82522.53	89573.32	92
12	2108274-05 0.23475	210902Q1-12	Analyte	40	5.52	77737.17	89573.32	87
13	2108274-06 0.24504	210902Q1-13	Analyte	40	5.52	71555.77	89573.32	80
14	2108274-07 0.24743	210902Q1-14	Analyte	40	5.52	85980.11	89573.32	96
15	2108274-08 0.24398	210902Q1-15	Analyte	40	5.52	77175.91	89573.32	86
16	2108275-01 0.23664	210902Q1-16	Analyte	40	5.52	79852.41	89573.32	89
17	2108275-02 0.24759	210902Q1-17	Analyte	40	5.52	82265.33	89573.32	92

18	2108275-03 0.23845	210902Q1-18	Analyte	40	5.52	79817.05	89573.32	89
19	2108275-04 0.24505	210902Q1-19	Analyte	40	5.52	78046.34	89573.32	87
20	2108275-05 0.24293	210902Q1-20	Analyte	40	5.52	81161.71	89573.32	91
21	2108275-06 0.24896	210902Q1-21	Analyte	40	5.52	71503.33	89573.32	80
22	2108276-01 0.24477	210902Q1-22	Analyte	40	5.52	73566.30	89573.32	82
23	2108276-02 0.24523	210902Q1-23	Analyte	40	5.52	75514.79	89573.32	84
24	2108276-03 0.24804	210902Q1-24	Analyte	40	5.52	79011.55	89573.32	88
25	2108276-04 0.24759	210902Q1-25	Analyte	40	5.52	81991.65	89573.32	92
26	IPA	210902Q1-26	Analyte	40	5.52	7.93	89573.32	0
27	ST210902Q1-2 PFC CS1 21H3106	210902Q1-27	Analyte	40	5.52	103526.79	89573.32	116
28	IPA	210902Q1-28	Analyte	40	5.52	29.34	89573.32	0
29	B1H0255-BLK1 0.25	210902Q1-29	Analyte	40	5.52	82250.53	89573.32	92
30	B1H0255-BS1 0.25	210902Q1-30	Analyte	40	5.52	85834.20	89573.32	96
31	B1H0255-BSD1 0.25	210902Q1-31	Analyte	40	5.52	75046.38	89573.32	84
32	2108268-01 0.24804	210902Q1-32	Analyte	40	5.52	79973.57	89573.32	89
33	2108268-02 0.24609	210902Q1-33	Analyte	40	5.52	79963.70	89573.32	89
34	2108277-01 0.23987	210902Q1-34	Analyte	40	5.52	80853.76	89573.32	90
35	2108277-02 0.23741	210902Q1-35	Analyte	40	5.52	83533.91	89573.32	93
36	2108277-03 0.24643	210902Q1-36	Analyte	40	5.52	82523.97	89573.32	92
37	2108277-04 0.24087	210902Q1-37	Analyte	40	5.52	80960.03	89573.32	90
38	2108277-05 0.25355	210902Q1-38	Analyte	40	5.52	80542.24	89573.32	90
39	2108277-06 0.23172	210902Q1-39	Analyte	40	5.52	85299.81	89573.32	95
40	2108278-01 0.24786	210902Q1-40	Analyte	40	5.52	79534.02	89573.32	89
41	2108278-02 0.24726	210902Q1-41	Analyte	40	5.52	80424.74	89573.32	90
42	2108279-01 0.25316	210902Q1-42	Analyte	40	5.52	80677.80	89573.32	90
43	2108279-02 0.25345	210902Q1-43	Analyte	40	5.52	75108.56	89573.32	84
44	2108280-01 0.25612	210902Q1-44	Analyte	40	5.52	81329.17	89573.32	91
45	2108280-02 0.25421	210902Q1-45	Analyte	40	5.52	79937.13	89573.32	89
46	2108280-03 0.25491	210902Q1-46	Analyte	40	5.52	81875.80	89573.32	91
47	2108280-04 0.24216	210902Q1-47	Analyte	40	5.52	86380.45	89573.32	96
48	IPA	210902Q1-48	Analyte	40	5.52	5.88	89573.32	0
49	ST210902Q1-3 PFC CS3 21H3108	210902Q1-49	Analyte	40	5.52	103256.80	89573.32	115
50	IPA	210902Q1-50	Analyte	40	5.52	35.97	89573.32	0
51	B1H0258-BS1 0.25	210902Q1-51	Analyte	40	5.52	85322.86	89573.32	95

52	2108274-05 0.23475	210902Q1-52	Analyte	40	5.52	82522.42	89573.32	92
53	2108274-07 0.24743	210902Q1-53	Analyte	40	5.52	83422.18	89573.32	93
54	2108275-03 0.23845	210902Q1-54	Analyte	40	5.52	81066.79	89573.32	91
55	B1H0259-BLK1 0.25	210902Q1-55	Analyte	40	5.52	96706.72	89573.32	108
56	B1H0259-BS1 0.25	210902Q1-56	Analyte	40	5.52	87984.98	89573.32	98
57	B1H0259-BSD1 0.25	210902Q1-57	Analyte	40	5.52	86385.20	89573.32	96
58	2108190-01 0.25	210902Q1-58	Analyte	40	5.52	87561.96	89573.32	98
59	2108238-07RE1 0.23916	210902Q1-59	Analyte	40	5.52	96158.06	89573.32	107
60	2108238-08RE1 0.23527	210902Q1-60	Analyte	40	5.52	87079.72	89573.32	97
61	2108239-01 0.25384	210902Q1-61	Analyte	40	5.52	90105.99	89573.32	101
62	2108239-02 0.24949	210902Q1-62	Analyte	40	5.52	94299.27	89573.32	105
63	2108239-03 0.24768	210902Q1-63	Analyte	40	5.52	93286.18	89573.32	104
64	2108239-04 0.24732	210902Q1-64	Analyte	40	5.52	83569.51	89573.32	93
65	2108240-01 0.24826	210902Q1-65	Analyte	40	5.52	84774.59	89573.32	95
66	IPA	210902Q1-66	Analyte	40	5.52	18.02	89573.32	0
67	ST210902Q1-4 PFC CS-1 21H3104	210902Q1-67	Analyte	40	5.52	111186.98	89573.32	124
68	IPA	210902Q1-68	Analyte	40	5.52	50.19	89573.32	0
69	2108240-02 0.25007	210902Q1-69	Analyte	40	5.52	88072.00	89573.32	98
70	2108240-03 0.24831	210902Q1-70	Analyte	40	5.52	91997.35	89573.32	103
71	2108252-02RE1 0.23288	210902Q1-71	Analyte	40	5.52	98306.32	89573.32	110
72	2108252-03RE1 0.24173	210902Q1-72	Analyte	40	5.52	86735.95	89573.32	97
73	2108252-06RE1 0.24158	210902Q1-73	Analyte	40	5.52	96217.38	89573.32	107
74	2108252-08RE1 0.23862	210902Q1-74	Analyte	40	5.52	82218.70	89573.32	92
75	2108264-01 0.25405	210902Q1-75	Analyte	40	5.52	80445.31	89573.32	90
76	2108264-02 0.25833	210902Q1-76	Analyte	40	5.52	85863.67	89573.32	96
77	2108264-03 0.25921	210902Q1-77	Analyte	40	5.52	86032.51	89573.32	96
78	2108264-04 0.2507	210902Q1-78	Analyte	40	5.52	87779.02	89573.32	98
79	2108270-01 0.25846	210902Q1-79	Analyte	40	5.52	92607.95	89573.32	103
80	IPA	210902Q1-80	Analyte	40	5.52	49.94	89573.32	0
81	ST210902Q1-5 PFC CS1 21H3106	210902Q1-81	Analyte	40	5.52	117583.59	89573.32	131
82	IPA	210902Q1-82	Analyte	40	5.53	65.45	89573.32	0
83	B1H0288-BLK1 0.25	210902Q1-83	Analyte	40	5.52	97353.83	89573.32	109
84	B1H0288-BS1 0.25	210902Q1-84	Analyte	40	5.52	87099.41	89573.32	97
85	B1H0288-MS1 0.25789	210902Q1-85	Analyte	40	5.52	90946.16	89573.32	102

86	B1H0288-MSD1 0.24414	210902Q1-86	Analyte	40	5.52	94429.06	89573.32	105
87	2108299-01 0.2447	210902Q1-87	Analyte	40	5.52	96780.95	89573.32	108
88	2108299-02 0.25032	210902Q1-88	Analyte	40	5.52	89107.56	89573.32	99
89	2108301-01 0.25651	210902Q1-89	Analyte	40	5.52	87922.03	89573.32	98
90	2108301-02 0.25164	210902Q1-90	Analyte	40	5.52	101112.89	89573.32	113
91	2108301-03 0.25187	210902Q1-91	Analyte	40	5.52	104889.15	89573.32	117
92	2108301-04 0.24206	210902Q1-92	Analyte	40	5.52	100929.52	89573.32	113
93	2108301-05 0.25712	210902Q1-93	Analyte	40	5.52	87494.62	89573.32	98
94	2108301-06 0.24913	210902Q1-94	Analyte	40	5.52	90638.25	89573.32	101
95	2108301-07 0.24696	210902Q1-95	Analyte	40	5.52	97410.11	89573.32	109
96	2108301-08 0.24656	210902Q1-96	Analyte	40	5.52	86889.06	89573.32	97
97	2108301-09 0.25031	210902Q1-97	Analyte	40	5.52	91528.20	89573.32	102
98	2108301-10 0.25193	210902Q1-98	Analyte	40	5.52	97980.20	89573.32	109
99	2108301-11 0.25352	210902Q1-99	Analyte	40	5.52	92841.83	89573.32	104
100	2108301-12 0.24154	210902Q1-100	Analyte	40	5.52	94869.47	89573.32	106
101	2108301-13 0.25994	210902Q1-101	Analyte	40	5.52	86079.06	89573.32	96
102	2108303-01 0.25364	210902Q1-102	Analyte	40	5.52	90143.55	89573.32	101
103	2108303-02 0.25685	210902Q1-103	Analyte	40	5.52	98460.37	89573.32	110
104	IPA	210902Q1-104	Analyte	40			89573.32	0
105	ST210902Q1-6 PFC CS3 21H3108	210902Q1-105	Analyte	40	5.52	116638.48	89573.32	130

CCAL (70-140%)

Compound 23: 13C2-PFOA

ID	Name	Type	Std. Conc	RT	Area	CCAL	%AREA	
3	ST210902Q1-1 PFC CS-1 21H3104	210902Q1-03	Analyte	10	4.85	62910.49	62910.49	100
4	IPA	210902Q1-04	Analyte	10			62910.49	0
5	B1H0258-BLK1 0.25	210902Q1-05	Analyte	10	4.85	52476.41	62910.49	83
6	B1H0258-BS1 0.25	210902Q1-06	Analyte	10	4.85	54186.15	62910.49	86
7	B1H0258-BSD1 0.25	210902Q1-07	Analyte	10	4.85	55258.39	62910.49	88
8	2108274-01 0.24257	210902Q1-08	Analyte	10	4.85	57200.02	62910.49	91
9	2108274-02 0.24144	210902Q1-09	Analyte	10	4.85	55199.20	62910.49	88
10	2108274-03 0.23274	210902Q1-10	Analyte	10	4.85	57885.59	62910.49	92

11	2108274-04 0.24165	210902Q1-11	Analyte	10	4.85	58793.82	62910.49	93
12	2108274-05 0.23475	210902Q1-12	Analyte	10	4.85	53630.46	62910.49	85
13	2108274-06 0.24504	210902Q1-13	Analyte	10	4.85	55382.41	62910.49	88
14	2108274-07 0.24743	210902Q1-14	Analyte	10	4.85	58302.68	62910.49	93
15	2108274-08 0.24398	210902Q1-15	Analyte	10	4.85	54078.61	62910.49	86
16	2108275-01 0.23664	210902Q1-16	Analyte	10	4.85	53431.43	62910.49	85
17	2108275-02 0.24759	210902Q1-17	Analyte	10	4.85	53582.86	62910.49	85
18	2108275-03 0.23845	210902Q1-18	Analyte	10	4.85	50258.77	62910.49	80
19	2108275-04 0.24505	210902Q1-19	Analyte	10	4.85	51079.59	62910.49	81
20	2108275-05 0.24293	210902Q1-20	Analyte	10	4.85	52387.37	62910.49	83
21	2108275-06 0.24896	210902Q1-21	Analyte	10	4.85	48964.56	62910.49	78
22	2108276-01 0.24477	210902Q1-22	Analyte	10	4.85	51250.40	62910.49	81
23	2108276-02 0.24523	210902Q1-23	Analyte	10	4.85	52617.15	62910.49	84
24	2108276-03 0.24804	210902Q1-24	Analyte	10	4.85	50572.63	62910.49	80
25	2108276-04 0.24759	210902Q1-25	Analyte	10	4.85	55328.14	62910.49	88
26	IPA	210902Q1-26	Analyte	10	4.85	6.86	62910.49	0
27	ST210902Q1-2 PFC CS1 21H3106	210902Q1-27	Analyte	10	4.85	69294.18	62910.49	110

ID	Name	Type	Std. Conc	RT	Area	CCAL	%AREA	
27	ST210902Q1-2 PFC CS1 21H3106	210902Q1-27	Analyte	10	4.85	69294.18	69294.18	100
28	IPA	210902Q1-28	Analyte	10	4.85	7.11	69294.18	0
29	B1H0255-BLK1 0.25	210902Q1-29	Analyte	10	4.85	52448.99	69294.18	76
30	B1H0255-BS1 0.25	210902Q1-30	Analyte	10	4.85	54401.88	69294.18	79
31	B1H0255-BSD1 0.25	210902Q1-31	Analyte	10	4.85	50350.98	69294.18	73
32	2108268-01 0.24804	210902Q1-32	Analyte	10	4.85	53111.11	69294.18	77
33	2108268-02 0.24609	210902Q1-33	Analyte	10	4.85	54319.66	69294.18	78
34	2108277-01 0.23987	210902Q1-34	Analyte	10	4.85	54264.80	69294.18	78
35	2108277-02 0.23741	210902Q1-35	Analyte	10	4.85	58092.43	69294.18	84
36	2108277-03 0.24643	210902Q1-36	Analyte	10	4.85	55683.16	69294.18	80
37	2108277-04 0.24087	210902Q1-37	Analyte	10	4.85	55001.98	69294.18	79
38	2108277-05 0.25355	210902Q1-38	Analyte	10	4.85	57520.24	69294.18	83
39	2108277-06 0.23172	210902Q1-39	Analyte	10	4.85	56344.02	69294.18	81
40	2108278-01 0.24786	210902Q1-40	Analyte	10	4.85	54875.28	69294.18	79

41	2108278-02 0.24726	210902Q1-41	Analyte	10	4.85	55872.19	69294.18	81
42	2108279-01 0.25316	210902Q1-42	Analyte	10	4.85	57141.99	69294.18	82
43	2108279-02 0.25345	210902Q1-43	Analyte	10	4.85	53860.96	69294.18	78
44	2108280-01 0.25612	210902Q1-44	Analyte	10	4.85	54458.75	69294.18	79
45	2108280-02 0.25421	210902Q1-45	Analyte	10	4.85	54857.99	69294.18	79
46	2108280-03 0.25491	210902Q1-46	Analyte	10	4.85	56557.77	69294.18	82
47	2108280-04 0.24216	210902Q1-47	Analyte	10	4.85	53053.17	69294.18	77
48	IPA	210902Q1-48	Analyte	10			69294.18	0
49	ST210902Q1-3 PFC CS3 21H3108	210902Q1-49	Analyte	10	4.85	71044.52	69294.18	103

ID	Name	Type	Std. Conc	RT	Area	CCAL	%AREA	
49	ST210902Q1-3 PFC CS3 21H3108	210902Q1-49	Analyte	10	4.85	71044.52	71044.52	100
50	IPA	210902Q1-50	Analyte	10			71044.52	0
51	B1H0258-BS1 0.25	210902Q1-51	Analyte	10	4.85	56252.53	71044.52	79
52	2108274-05 0.23475	210902Q1-52	Analyte	10	4.85	53935.38	71044.52	76
53	2108274-07 0.24743	210902Q1-53	Analyte	10	4.85	59213.63	71044.52	83
54	2108275-03 0.23845	210902Q1-54	Analyte	10	4.85	50958.40	71044.52	72
55	B1H0259-BLK1 0.25	210902Q1-55	Analyte	10	4.85	63069.65	71044.52	89
56	B1H0259-BS1 0.25	210902Q1-56	Analyte	10	4.85	59631.30	71044.52	84
57	B1H0259-BSD1 0.25	210902Q1-57	Analyte	10	4.85	59188.74	71044.52	83
58	2108190-01 0.25	210902Q1-58	Analyte	10	4.85	59464.25	71044.52	84
59	2108238-07RE1 0.23916	210902Q1-59	Analyte	10	4.85	59245.12	71044.52	83
60	2108238-08RE1 0.23527	210902Q1-60	Analyte	10	4.85	58626.51	71044.52	83
61	2108239-01 0.25384	210902Q1-61	Analyte	10	4.85	58949.59	71044.52	83
62	2108239-02 0.24949	210902Q1-62	Analyte	10	4.85	61875.09	71044.52	87
63	2108239-03 0.24768	210902Q1-63	Analyte	10	4.85	59336.38	71044.52	84
64	2108239-04 0.24732	210902Q1-64	Analyte	10	4.85	56779.71	71044.52	80
65	2108240-01 0.24826	210902Q1-65	Analyte	10	4.85	53297.23	71044.52	75
66	IPA	210902Q1-66	Analyte	10			71044.52	0
67	ST210902Q1-4 PFC CS-1 21H3104	210902Q1-67	Analyte	10	4.85	70948.99	71044.52	100

ID	Name	Type	Std. Conc	RT	Area	CCAL	%AREA
----	------	------	-----------	----	------	------	-------

67	ST210902Q1-4 PFC CS-1 21H3104	210902Q1-67	Analyte	10	4.85	70948.99	70948.99	100
68	IPA	210902Q1-68	Analyte	10	4.88	6.09	70948.99	0
69	2108240-02 0.25007	210902Q1-69	Analyte	10	4.85	59346.34	70948.99	84
70	2108240-03 0.24831	210902Q1-70	Analyte	10	4.85	62280.09	70948.99	88
71	2108252-02RE1 0.23288	210902Q1-71	Analyte	10	4.85	63856.95	70948.99	90
72	2108252-03RE1 0.24173	210902Q1-72	Analyte	10	4.85	58138.70	70948.99	82
73	2108252-06RE1 0.24158	210902Q1-73	Analyte	10	4.85	63272.75	70948.99	89
74	2108252-08RE1 0.23862	210902Q1-74	Analyte	10	4.85	58862.91	70948.99	83
75	2108264-01 0.25405	210902Q1-75	Analyte	10	4.85	55276.31	70948.99	78
76	2108264-02 0.25833	210902Q1-76	Analyte	10	4.85	59095.52	70948.99	83
77	2108264-03 0.25921	210902Q1-77	Analyte	10	4.85	58299.08	70948.99	82
78	2108264-04 0.2507	210902Q1-78	Analyte	10	4.85	58444.19	70948.99	82
79	2108270-01 0.25846	210902Q1-79	Analyte	10	4.85	59987.36	70948.99	85
80	IPA	210902Q1-80	Analyte	10			70948.99	0
81	ST210902Q1-5 PFC CS1 21H3106	210902Q1-81	Analyte	10	4.85	76853.49	70948.99	108

ID	Name	Type	Std. Conc	RT	Area	CCAL	%AREA	
81	ST210902Q1-5 PFC CS1 21H3106	210902Q1-81	Analyte	10	4.85	76853.49	76853.49	100
82	IPA	210902Q1-82	Analyte	10	4.87	16.02	76853.49	0
83	B1H0288-BLK1 0.25	210902Q1-83	Analyte	10	4.85	64392.06	76853.49	84
84	B1H0288-BS1 0.25	210902Q1-84	Analyte	10	4.85	61236.75	76853.49	80
85	B1H0288-MS1 0.25789	210902Q1-85	Analyte	10	4.85	58686.40	76853.49	76
86	B1H0288-MSD1 0.24414	210902Q1-86	Analyte	10	4.85	63050.55	76853.49	82
87	2108299-01 0.2447	210902Q1-87	Analyte	10	4.85	67583.19	76853.49	88
88	2108299-02 0.25032	210902Q1-88	Analyte	10	4.85	63513.49	76853.49	83
89	2108301-01 0.25651	210902Q1-89	Analyte	10	4.85	59480.78	76853.49	77
90	2108301-02 0.25164	210902Q1-90	Analyte	10	4.85	64314.71	76853.49	84
91	2108301-03 0.25187	210902Q1-91	Analyte	10	4.85	64370.77	76853.49	84
92	2108301-04 0.24206	210902Q1-92	Analyte	10	4.85	65451.64	76853.49	85
93	2108301-05 0.25712	210902Q1-93	Analyte	10	4.85	59903.97	76853.49	78
94	2108301-06 0.24913	210902Q1-94	Analyte	10	4.85	62034.14	76853.49	81
95	2108301-07 0.24696	210902Q1-95	Analyte	10	4.85	63901.34	76853.49	83
96	2108301-08 0.24656	210902Q1-96	Analyte	10	4.85	61684.73	76853.49	80

97	2108301-09 0.25031	210902Q1-97	Analyte	10	4.85	64303.43	76853.49	84
98	2108301-10 0.25193	210902Q1-98	Analyte	10	4.85	66268.89	76853.49	86
99	2108301-11 0.25352	210902Q1-99	Analyte	10	4.85	67764.35	76853.49	88
100	2108301-12 0.24154	210902Q1-100	Analyte	10	4.85	67308.34	76853.49	88
101	2108301-13 0.25994	210902Q1-101	Analyte	10	4.85	59322.01	76853.49	77
102	2108303-01 0.25364	210902Q1-102	Analyte	10	4.85	61317.13	76853.49	80
103	2108303-02 0.25685	210902Q1-103	Analyte	10	4.85	64100.72	76853.49	83
104	IPA	210902Q1-104	Analyte	10			76853.49	0
105	ST210902Q1-6 PFC CS3 21H3108	210902Q1-105	Analyte	10	4.85	84247.36	76853.49	110

Compound 24: 13C4-PFOS

ID	Name	Type	Std. Conc	RT	Area	CCAL	%AREA	
3	ST210902Q1-1 PFC CS-1 21H3104	210902Q1-03	Analyte	30	5.21	31787.95	31787.95	100
4	IPA	210902Q1-04	Analyte	30	5.22	6.36	31787.95	0
5	B1H0258-BLK1 0.25	210902Q1-05	Analyte	30	5.21	25295.01	31787.95	80
6	B1H0258-BS1 0.25	210902Q1-06	Analyte	30	5.21	26217.99	31787.95	82
7	B1H0258-BSD1 0.25	210902Q1-07	Analyte	30	5.21	28377.82	31787.95	89
8	2108274-01 0.24257	210902Q1-08	Analyte	30	5.21	27717.04	31787.95	87
9	2108274-02 0.24144	210902Q1-09	Analyte	30	5.21	28157.82	31787.95	89
10	2108274-03 0.23274	210902Q1-10	Analyte	30	5.21	28793.88	31787.95	91
11	2108274-04 0.24165	210902Q1-11	Analyte	30	5.21	28825.48	31787.95	91
12	2108274-05 0.23475	210902Q1-12	Analyte	30	5.21	27199.88	31787.95	86
13	2108274-06 0.24504	210902Q1-13	Analyte	30	5.21	28342.62	31787.95	89
14	2108274-07 0.24743	210902Q1-14	Analyte	30	5.21	29287.89	31787.95	92
15	2108274-08 0.24398	210902Q1-15	Analyte	30	5.21	27888.69	31787.95	88
16	2108275-01 0.23664	210902Q1-16	Analyte	30	5.21	26735.61	31787.95	84
17	2108275-02 0.24759	210902Q1-17	Analyte	30	5.21	25742.63	31787.95	81
18	2108275-03 0.23845	210902Q1-18	Analyte	30	5.21	25291.65	31787.95	80
19	2108275-04 0.24505	210902Q1-19	Analyte	30	5.21	27543.90	31787.95	87
20	2108275-05 0.24293	210902Q1-20	Analyte	30	5.20	26874.36	31787.95	85
21	2108275-06 0.24896	210902Q1-21	Analyte	30	5.21	24752.94	31787.95	78
22	2108276-01 0.24477	210902Q1-22	Analyte	30	5.21	25504.84	31787.95	80

23	2108276-02 0.24523	210902Q1-23	Analyte	30	5.21	26538.19	31787.95	83
24	2108276-03 0.24804	210902Q1-24	Analyte	30	5.20	25459.71	31787.95	80
25	2108276-04 0.24759	210902Q1-25	Analyte	30	5.20	27415.40	31787.95	86
26	IPA	210902Q1-26	Analyte	30	5.22	6.85	31787.95	0
27	ST210902Q1-2 PFC CS1 21H3106	210902Q1-27	Analyte	30	5.21	35069.18	31787.95	110

ID	Name	Type	Std. Conc	RT	Area	CCAL	%AREA
27	ST210902Q1-2 PFC CS1 21H3106	Analyte	30	5.21	35069.18	35069.18	100
28	IPA	Analyte	30	5.20	7.45	35069.18	0
29	B1H0255-BLK1 0.25	Analyte	30	5.20	27406.49	35069.18	78
30	B1H0255-BS1 0.25	Analyte	30	5.20	27444.56	35069.18	78
31	B1H0255-BSD1 0.25	Analyte	30	5.20	27593.71	35069.18	79
32	2108268-01 0.24804	Analyte	30	5.21	24588.44	35069.18	70
33	2108268-02 0.24609	Analyte	30	5.20	27349.93	35069.18	78
34	2108277-01 0.23987	Analyte	30	5.20	26800.08	35069.18	76
35	2108277-02 0.23741	Analyte	30	5.20	27467.06	35069.18	78
36	2108277-03 0.24643	Analyte	30	5.20	27786.46	35069.18	79
37	2108277-04 0.24087	Analyte	30	5.20	28662.25	35069.18	82
38	2108277-05 0.25355	Analyte	30	5.20	28101.67	35069.18	80
39	2108277-06 0.23172	Analyte	30	5.20	28419.18	35069.18	81
40	2108278-01 0.24786	Analyte	30	5.20	28737.12	35069.18	82
41	2108278-02 0.24726	Analyte	30	5.21	27948.47	35069.18	80
42	2108279-01 0.25316	Analyte	30	5.20	27609.55	35069.18	79
43	2108279-02 0.25345	Analyte	30	5.20	26240.72	35069.18	75
44	2108280-01 0.25612	Analyte	30	5.20	30410.91	35069.18	87
45	2108280-02 0.25421	Analyte	30	5.20	27613.97	35069.18	79
46	2108280-03 0.25491	Analyte	30	5.20	28592.99	35069.18	82
47	2108280-04 0.24216	Analyte	30	5.20	29504.36	35069.18	84
48	IPA	Analyte	30	5.22	5.80	35069.18	0
49	ST210902Q1-3 PFC CS3 21H3108	Analyte	30	5.20	37328.40	35069.18	106

ID	Name	Type	Std. Conc	RT	Area	CCAL	%AREA
----	------	------	-----------	----	------	------	-------

49	ST210902Q1-3 PFC CS3 21H3108	210902Q1-49	Analyte	30	5.20	37328.40	37328.40	100
50	IPA	210902Q1-50	Analyte	30	5.11	6.49	37328.40	0
51	B1H0258-BS1 0.25	210902Q1-51	Analyte	30	5.21	30756.05	37328.40	82
52	2108274-05 0.23475	210902Q1-52	Analyte	30	5.20	26460.44	37328.40	71
53	2108274-07 0.24743	210902Q1-53	Analyte	30	5.20	28957.53	37328.40	78
54	2108275-03 0.23845	210902Q1-54	Analyte	30	5.21	25510.28	37328.40	68
55	B1H0259-BLK1 0.25	210902Q1-55	Analyte	30	5.21	33189.10	37328.40	89
56	B1H0259-BS1 0.25	210902Q1-56	Analyte	30	5.20	29047.31	37328.40	78
57	B1H0259-BSD1 0.25	210902Q1-57	Analyte	30	5.21	29465.09	37328.40	79
58	2108190-01 0.25	210902Q1-58	Analyte	30	5.21	31128.17	37328.40	83
59	2108238-07RE1 0.23916	210902Q1-59	Analyte	30	5.20	30461.69	37328.40	82
60	2108238-08RE1 0.23527	210902Q1-60	Analyte	30	5.20	30241.95	37328.40	81
61	2108239-01 0.25384	210902Q1-61	Analyte	30	5.20	29714.98	37328.40	80
62	2108239-02 0.24949	210902Q1-62	Analyte	30	5.20	30122.60	37328.40	81
63	2108239-03 0.24768	210902Q1-63	Analyte	30	5.20	30759.79	37328.40	82
64	2108239-04 0.24732	210902Q1-64	Analyte	30	5.20	29194.67	37328.40	78
65	2108240-01 0.24826	210902Q1-65	Analyte	30	5.21	26240.62	37328.40	70
66	IPA	210902Q1-66	Analyte	30	5.07	9.09	37328.40	0
67	ST210902Q1-4 PFC CS-1 21H3104	210902Q1-67	Analyte	30	5.21	34183.60	37328.40	92

ID	Name	Type	Std. Conc	RT	Area	CCAL	%AREA
67	ST210902Q1-4 PFC CS-1 21H3104	Analyte	30	5.21	34183.60	34183.60	100
68	IPA	Analyte	30	5.21	9.72	34183.60	0
69	2108240-02 0.25007	Analyte	30	5.20	29700.23	34183.60	87
70	2108240-03 0.24831	Analyte	30	5.21	29804.20	34183.60	87
71	2108252-02RE1 0.23288	Analyte	30	5.20	29976.39	34183.60	88
72	2108252-03RE1 0.24173	Analyte	30	5.20	28705.78	34183.60	84
73	2108252-06RE1 0.24158	Analyte	30	5.20	31984.31	34183.60	94
74	2108252-08RE1 0.23862	Analyte	30	5.20	27449.20	34183.60	80
75	2108264-01 0.25405	Analyte	30	5.21	28282.54	34183.60	83
76	2108264-02 0.25833	Analyte	30	5.20	27994.23	34183.60	82
77	2108264-03 0.25921	Analyte	30	5.21	28978.95	34183.60	85
78	2108264-04 0.2507	Analyte	30	5.21	27374.85	34183.60	80

79	2108270-01 0.25846	210902Q1-79	Analyte	30	5.20	30133.99	34183.60	88
80	IPA	210902Q1-80	Analyte	30	5.21	11.71	34183.60	0
81	ST210902Q1-5 PFC CS1 21H3106	210902Q1-81	Analyte	30	5.20	39166.38	34183.60	115

ID	Name	Type	Std. Conc	RT	Area	CCAL	%AREA	
81	ST210902Q1-5 PFC CS1 21H3106	210902Q1-81	Analyte	30	5.20	39166.38	39166.38	100
82	IPA	210902Q1-82	Analyte	30	5.30	6.96	39166.38	0
83	B1H0288-BLK1 0.25	210902Q1-83	Analyte	30	5.21	30669.75	39166.38	78
84	B1H0288-BS1 0.25	210902Q1-84	Analyte	30	5.21	29669.02	39166.38	76
85	B1H0288-MS1 0.25789	210902Q1-85	Analyte	30	5.21	30853.40	39166.38	79
86	B1H0288-MSD1 0.24414	210902Q1-86	Analyte	30	5.21	29127.97	39166.38	74
87	2108299-01 0.2447	210902Q1-87	Analyte	30	5.21	31893.25	39166.38	81
88	2108299-02 0.25032	210902Q1-88	Analyte	30	5.21	28818.22	39166.38	74
89	2108301-01 0.25651	210902Q1-89	Analyte	30	5.21	30182.17	39166.38	77
90	2108301-02 0.25164	210902Q1-90	Analyte	30	5.21	30372.76	39166.38	78
91	2108301-03 0.25187	210902Q1-91	Analyte	30	5.21	32779.00	39166.38	84
92	2108301-04 0.24206	210902Q1-92	Analyte	30	5.21	31695.02	39166.38	81
93	2108301-05 0.25712	210902Q1-93	Analyte	30	5.21	30416.23	39166.38	78
94	2108301-06 0.24913	210902Q1-94	Analyte	30	5.21	31296.68	39166.38	80
95	2108301-07 0.24696	210902Q1-95	Analyte	30	5.21	31979.81	39166.38	82
96	2108301-08 0.24656	210902Q1-96	Analyte	30	5.21	30246.14	39166.38	77
97	2108301-09 0.25031	210902Q1-97	Analyte	30	5.21	32849.25	39166.38	84
98	2108301-10 0.25193	210902Q1-98	Analyte	30	5.21	32120.14	39166.38	82
99	2108301-11 0.25352	210902Q1-99	Analyte	30	5.21	32746.91	39166.38	84
100	2108301-12 0.24154	210902Q1-100	Analyte	30	5.21	30405.30	39166.38	78
101	2108301-13 0.25994	210902Q1-101	Analyte	30	5.21	30246.11	39166.38	77
102	2108303-01 0.25364	210902Q1-102	Analyte	30	5.21	31286.11	39166.38	80
103	2108303-02 0.25685	210902Q1-103	Analyte	30	5.21	33404.41	39166.38	85
104	IPA	210902Q1-104	Analyte	30			39166.38	0
105	ST210902Q1-6 PFC CS3 21H3108	210902Q1-105	Analyte	30	5.21	41953.33	39166.38	107

Compound 25: d3-N-MeFOSAA

ID	Name	Type	Std. Conc	RT	Area	CCAL	%AREA	
3	ST210902Q1-1 PFC CS-1 21H3104	210902Q1-03	Analyte	40	5.52	83216.02	83216.02	100
4	IPA	210902Q1-04	Analyte	40	5.53	59.95	83216.02	0
5	B1H0258-BLK1 0.25	210902Q1-05	Analyte	40	5.52	77066.21	83216.02	93
6	B1H0258-BS1 0.25	210902Q1-06	Analyte	40	5.52	81209.28	83216.02	98
7	B1H0258-BSD1 0.25	210902Q1-07	Analyte	40	5.52	81093.44	83216.02	97
8	2108274-01 0.24257	210902Q1-08	Analyte	40	5.52	79356.97	83216.02	95
9	2108274-02 0.24144	210902Q1-09	Analyte	40	5.52	81181.20	83216.02	98
10	2108274-03 0.23274	210902Q1-10	Analyte	40	5.52	88954.15	83216.02	107
11	2108274-04 0.24165	210902Q1-11	Analyte	40	5.52	82522.53	83216.02	99
12	2108274-05 0.23475	210902Q1-12	Analyte	40	5.52	77737.17	83216.02	93
13	2108274-06 0.24504	210902Q1-13	Analyte	40	5.52	71555.77	83216.02	86
14	2108274-07 0.24743	210902Q1-14	Analyte	40	5.52	85980.11	83216.02	103
15	2108274-08 0.24398	210902Q1-15	Analyte	40	5.52	77175.91	83216.02	93
16	2108275-01 0.23664	210902Q1-16	Analyte	40	5.52	79852.41	83216.02	96
17	2108275-02 0.24759	210902Q1-17	Analyte	40	5.52	82265.33	83216.02	99
18	2108275-03 0.23845	210902Q1-18	Analyte	40	5.52	79817.05	83216.02	96
19	2108275-04 0.24505	210902Q1-19	Analyte	40	5.52	78046.34	83216.02	94
20	2108275-05 0.24293	210902Q1-20	Analyte	40	5.52	81161.71	83216.02	98
21	2108275-06 0.24896	210902Q1-21	Analyte	40	5.52	71503.33	83216.02	86
22	2108276-01 0.24477	210902Q1-22	Analyte	40	5.52	73566.30	83216.02	88
23	2108276-02 0.24523	210902Q1-23	Analyte	40	5.52	75514.79	83216.02	91
24	2108276-03 0.24804	210902Q1-24	Analyte	40	5.52	79011.55	83216.02	95
25	2108276-04 0.24759	210902Q1-25	Analyte	40	5.52	81991.65	83216.02	99
26	IPA	210902Q1-26	Analyte	40	5.52	7.93	83216.02	0
27	ST210902Q1-2 PFC CS1 21H3106	210902Q1-27	Analyte	40	5.52	103526.79	83216.02	124

ID	Name	Type	Std. Conc	RT	Area	CCAL	%AREA	
27	ST210902Q1-2 PFC CS1 21H3106	210902Q1-27	Analyte	40	5.52	103526.79	103526.79	100
28	IPA	210902Q1-28	Analyte	40	5.52	29.34	103526.79	0
29	B1H0255-BLK1 0.25	210902Q1-29	Analyte	40	5.52	82250.53	103526.79	79
30	B1H0255-BS1 0.25	210902Q1-30	Analyte	40	5.52	85834.20	103526.79	83

31	B1H0255-BSD1 0.25	210902Q1-31	Analyte	40	5.52	75046.38	103526.79	72
32	2108268-01 0.24804	210902Q1-32	Analyte	40	5.52	79973.57	103526.79	77
33	2108268-02 0.24609	210902Q1-33	Analyte	40	5.52	79963.70	103526.79	77
34	2108277-01 0.23987	210902Q1-34	Analyte	40	5.52	80853.76	103526.79	78
35	2108277-02 0.23741	210902Q1-35	Analyte	40	5.52	83533.91	103526.79	81
36	2108277-03 0.24643	210902Q1-36	Analyte	40	5.52	82523.97	103526.79	80
37	2108277-04 0.24087	210902Q1-37	Analyte	40	5.52	80960.03	103526.79	78
38	2108277-05 0.25355	210902Q1-38	Analyte	40	5.52	80542.24	103526.79	78
39	2108277-06 0.23172	210902Q1-39	Analyte	40	5.52	85299.81	103526.79	82
40	2108278-01 0.24786	210902Q1-40	Analyte	40	5.52	79534.02	103526.79	77
41	2108278-02 0.24726	210902Q1-41	Analyte	40	5.52	80424.74	103526.79	78
42	2108279-01 0.25316	210902Q1-42	Analyte	40	5.52	80677.80	103526.79	78
43	2108279-02 0.25345	210902Q1-43	Analyte	40	5.52	75108.56	103526.79	73
44	2108280-01 0.25612	210902Q1-44	Analyte	40	5.52	81329.17	103526.79	79
45	2108280-02 0.25421	210902Q1-45	Analyte	40	5.52	79937.13	103526.79	77
46	2108280-03 0.25491	210902Q1-46	Analyte	40	5.52	81875.80	103526.79	79
47	2108280-04 0.24216	210902Q1-47	Analyte	40	5.52	86380.45	103526.79	83
48	IPA	210902Q1-48	Analyte	40	5.52	5.88	103526.79	0
49	ST210902Q1-3 PFC CS3 21H3108	210902Q1-49	Analyte	40	5.52	103256.80	103526.79	100

ID	Name	Type	Std. Conc	RT	Area	CCAL	%AREA	
49	ST210902Q1-3 PFC CS3 21H3108	210902Q1-49	Analyte	40	5.52	103256.80	103256.80	100
50	IPA	210902Q1-50	Analyte	40	5.52	35.97	103256.80	0
51	B1H0258-BS1 0.25	210902Q1-51	Analyte	40	5.52	85322.86	103256.80	83
52	2108274-05 0.23475	210902Q1-52	Analyte	40	5.52	82522.42	103256.80	80
53	2108274-07 0.24743	210902Q1-53	Analyte	40	5.52	83422.18	103256.80	81
54	2108275-03 0.23845	210902Q1-54	Analyte	40	5.52	81066.79	103256.80	79
55	B1H0259-BLK1 0.25	210902Q1-55	Analyte	40	5.52	96706.72	103256.80	94
56	B1H0259-BS1 0.25	210902Q1-56	Analyte	40	5.52	87984.98	103256.80	85
57	B1H0259-BSD1 0.25	210902Q1-57	Analyte	40	5.52	86385.20	103256.80	84
58	2108190-01 0.25	210902Q1-58	Analyte	40	5.52	87561.96	103256.80	85
59	2108238-07RE1 0.23916	210902Q1-59	Analyte	40	5.52	96158.06	103256.80	93
60	2108238-08RE1 0.23527	210902Q1-60	Analyte	40	5.52	87079.72	103256.80	84

61	2108239-01 0.25384	210902Q1-61	Analyte	40	5.52	90105.99	103256.80	87
62	2108239-02 0.24949	210902Q1-62	Analyte	40	5.52	94299.27	103256.80	91
63	2108239-03 0.24768	210902Q1-63	Analyte	40	5.52	93286.18	103256.80	90
64	2108239-04 0.24732	210902Q1-64	Analyte	40	5.52	83569.51	103256.80	81
65	2108240-01 0.24826	210902Q1-65	Analyte	40	5.52	84774.59	103256.80	82
66	IPA	210902Q1-66	Analyte	40	5.52	18.02	103256.80	0
67	ST210902Q1-4 PFC CS-1 21H3104	210902Q1-67	Analyte	40	5.52	111186.98	103256.80	108

ID	Name	Type	Std. Conc	RT	Area	CCAL	%AREA	
67	ST210902Q1-4 PFC CS-1 21H3104	210902Q1-67	Analyte	40	5.52	111186.98	111186.98	100
68	IPA	210902Q1-68	Analyte	40	5.52	50.19	111186.98	0
69	2108240-02 0.25007	210902Q1-69	Analyte	40	5.52	88072.00	111186.98	79
70	2108240-03 0.24831	210902Q1-70	Analyte	40	5.52	91997.35	111186.98	83
71	2108252-02RE1 0.23288	210902Q1-71	Analyte	40	5.52	98306.32	111186.98	88
72	2108252-03RE1 0.24173	210902Q1-72	Analyte	40	5.52	86735.95	111186.98	78
73	2108252-06RE1 0.24158	210902Q1-73	Analyte	40	5.52	96217.38	111186.98	87
74	2108252-08RE1 0.23862	210902Q1-74	Analyte	40	5.52	82218.70	111186.98	74
75	2108264-01 0.25405	210902Q1-75	Analyte	40	5.52	80445.31	111186.98	72
76	2108264-02 0.25833	210902Q1-76	Analyte	40	5.52	85863.67	111186.98	77
77	2108264-03 0.25921	210902Q1-77	Analyte	40	5.52	86032.51	111186.98	77
78	2108264-04 0.2507	210902Q1-78	Analyte	40	5.52	87779.02	111186.98	79
79	2108270-01 0.25846	210902Q1-79	Analyte	40	5.52	92607.95	111186.98	83
80	IPA	210902Q1-80	Analyte	40	5.52	49.94	111186.98	0
81	ST210902Q1-5 PFC CS1 21H3106	210902Q1-81	Analyte	40	5.52	117583.59	111186.98	106

ID	Name	Type	Std. Conc	RT	Area	CCAL	%AREA	
81	ST210902Q1-5 PFC CS1 21H3106	210902Q1-81	Analyte	40	5.52	117583.59	117583.59	100
82	IPA	210902Q1-82	Analyte	40	5.53	65.45	117583.59	0
83	B1H0288-BLK1 0.25	210902Q1-83	Analyte	40	5.52	97353.83	117583.59	83
84	B1H0288-BS1 0.25	210902Q1-84	Analyte	40	5.52	87099.41	117583.59	74
85	B1H0288-MS1 0.25789	210902Q1-85	Analyte	40	5.52	90946.16	117583.59	77
86	B1H0288-MSD1 0.24414	210902Q1-86	Analyte	40	5.52	94429.06	117583.59	80

87	2108299-01 0.2447	210902Q1-87	Analyte	40	5.52	96780.95	117583.59	82
88	2108299-02 0.25032	210902Q1-88	Analyte	40	5.52	89107.56	117583.59	76
89	2108301-01 0.25651	210902Q1-89	Analyte	40	5.52	87922.03	117583.59	75
90	2108301-02 0.25164	210902Q1-90	Analyte	40	5.52	101112.89	117583.59	86
91	2108301-03 0.25187	210902Q1-91	Analyte	40	5.52	104889.15	117583.59	89
92	2108301-04 0.24206	210902Q1-92	Analyte	40	5.52	100929.52	117583.59	86
93	2108301-05 0.25712	210902Q1-93	Analyte	40	5.52	87494.62	117583.59	74
94	2108301-06 0.24913	210902Q1-94	Analyte	40	5.52	90638.25	117583.59	77
95	2108301-07 0.24696	210902Q1-95	Analyte	40	5.52	97410.11	117583.59	83
96	2108301-08 0.24656	210902Q1-96	Analyte	40	5.52	86889.06	117583.59	74
97	2108301-09 0.25031	210902Q1-97	Analyte	40	5.52	91528.20	117583.59	78
98	2108301-10 0.25193	210902Q1-98	Analyte	40	5.52	97980.20	117583.59	83
99	2108301-11 0.25352	210902Q1-99	Analyte	40	5.52	92841.83	117583.59	79
100	2108301-12 0.24154	210902Q1-100	Analyte	40	5.52	94869.47	117583.59	81
101	2108301-13 0.25994	210902Q1-101	Analyte	40	5.52	86079.06	117583.59	73
102	2108303-01 0.25364	210902Q1-102	Analyte	40	5.52	90143.55	117583.59	77
103	2108303-02 0.25685	210902Q1-103	Analyte	40	5.52	98460.37	117583.59	84
104	IPA	210902Q1-104	Analyte	40			117583.59	0
105	ST210902Q1-6 PFC CS3 21H3108	210902Q1-105	Analyte	40	5.52	116638.48	117583.59	99

Vista Analytical Laboratory

Dataset: Untitled

*BLANK

Last Altered: Friday, September 03, 2021 08:21:14 Pacific Daylight Time

Printed: Friday, September 03, 2021 09:08:05 Pacific Daylight Time

Method: Q:\PFAS\PFAS.PRO\MethDB\PFAS_DW_L18_090221.mdb 02 Sep 2021 16:01:38

Calibration: Q:\PFAS\PFAS.pro\CurveDB\C18_537_Q6_09-01-21.cdb 01 Sep 2021 14:21:40

Compound name: PFBS

#	Name	ID	Acq.Date	Acq.Time
1	1 210902Q1-01	IPA	02-Sep-21	10:43:15
2	2 210902Q1-02	IPA	02-Sep-21	10:54:21
3	3 210902Q1-03	ST210902Q1-1 PFC CS-1 21H3104	02-Sep-21	11:05:25
4	4 210902Q1-04	IPA	02-Sep-21	11:17:02
5	5 210902Q1-05	B1H0258-BLK1 0.25	02-Sep-21	11:28:05
6	6 210902Q1-06	B1H0258-BS1 0.25	02-Sep-21	11:39:08
7	7 210902Q1-07	B1H0258-BSD1 0.25	02-Sep-21	11:50:11
8	8 210902Q1-08	2108274-01 0.24257	02-Sep-21	12:01:15
9	9 210902Q1-09	2108274-02 0.24144 *	02-Sep-21	12:12:19
10	10 210902Q1-10	2108274-03 0.23274	02-Sep-21	12:23:23
11	11 210902Q1-11	2108274-04 0.24165 *	02-Sep-21	12:34:26
12	12 210902Q1-12	2108274-05 0.23475	02-Sep-21	12:45:30
13	13 210902Q1-13	2108274-06 0.24504 *	02-Sep-21	12:56:33
14	14 210902Q1-14	2108274-07 0.24743	02-Sep-21	13:07:37
15	15 210902Q1-15	2108274-08 0.24398 *	02-Sep-21	13:18:40
16	16 210902Q1-16	2108275-01 0.23664	02-Sep-21	13:29:44
17	17 210902Q1-17	2108275-02 0.24759*	02-Sep-21	13:40:48
18	18 210902Q1-18	2108275-03 0.23845	02-Sep-21	13:51:51
19	19 210902Q1-19	2108275-04 0.24505*	02-Sep-21	14:02:55
20	20 210902Q1-20	2108275-05 0.24293	02-Sep-21	14:13:58
21	21 210902Q1-21	2108275-06 0.24896 *	02-Sep-21	14:25:02
22	22 210902Q1-22	2108276-01 0.24477	02-Sep-21	14:36:05
23	23 210902Q1-23	2108276-02 0.24523 *	02-Sep-21	14:47:09
24	24 210902Q1-24	2108276-03 0.24804	02-Sep-21	14:58:13
25	25 210902Q1-25	2108276-04 0.24759*	02-Sep-21	15:09:16
26	26 210902Q1-26	IPA	02-Sep-21	15:20:20
27	27 210902Q1-27	ST210902Q1-2 PFC CS1 21H3106	02-Sep-21	15:31:24
28	28 210902Q1-28	IPA	02-Sep-21	15:42:28
29	29 210902Q1-29	B1H0255-BLK1 0.25	02-Sep-21	15:53:31
30	30 210902Q1-30	B1H0255-BS1 0.25	02-Sep-21	16:04:34
31	31 210902Q1-31	B1H0255-BSD1 0.25	02-Sep-21	16:15:38
32	32 210902Q1-32	2108268-01 0.24804	02-Sep-21	16:26:41

Dataset: Untitled

Last Altered: Friday, September 03, 2021 08:21:14 Pacific Daylight Time
 Printed: Friday, September 03, 2021 09:08:05 Pacific Daylight Time

Compound name: PFBS

#	Name	ID	Acq.Date	Acq.Time
33	33 210902Q1-33	2108268-02 0.24609	02-Sep-21	16:37:45
34	34 210902Q1-34	2108277-01 0.23987	02-Sep-21	16:48:48
35	35 210902Q1-35	2108277-02 0.23741 *	02-Sep-21	16:59:52
36	36 210902Q1-36	2108277-03 0.24643	02-Sep-21	17:10:56
37	37 210902Q1-37	2108277-04 0.24087 *	02-Sep-21	17:21:59
38	38 210902Q1-38	2108277-05 0.25355	02-Sep-21	17:33:03
39	39 210902Q1-39	2108277-06 0.23172 *	02-Sep-21	17:44:07
40	40 210902Q1-40	2108278-01 0.24786	02-Sep-21	17:55:10
41	41 210902Q1-41	2108278-02 0.24726 *	02-Sep-21	18:07:13
42	42 210902Q1-42	2108279-01 0.25316	02-Sep-21	18:18:14
43	43 210902Q1-43	2108279-02 0.25345 *	02-Sep-21	18:29:17
44	44 210902Q1-44	2108280-01 0.25612	02-Sep-21	18:40:22
45	45 210902Q1-45	2108280-02 0.25421 *	02-Sep-21	18:51:25
46	46 210902Q1-46	2108280-03 0.25491	02-Sep-21	19:02:29
47	47 210902Q1-47	2108280-04 0.24216 *	02-Sep-21	19:13:32
48	48 210902Q1-48	IPA	02-Sep-21	19:24:36
49	49 210902Q1-49	ST210902Q1-3 PFC CS3 21H3108	02-Sep-21	19:35:40
50	50 210902Q1-50	IPA	02-Sep-21	19:46:43
51	51 210902Q1-51	B1H0258-BS1 0.25	02-Sep-21	19:57:47
52	52 210902Q1-52	2108274-05 0.23475	02-Sep-21	20:08:50
53	53 210902Q1-53	2108274-07 0.24743	02-Sep-21	20:19:54
54	54 210902Q1-54	2108275-03 0.23845	02-Sep-21	20:30:57
55	55 210902Q1-55	B1H0259-BLK1 0.25	02-Sep-21	20:42:01
56	56 210902Q1-56	B1H0259-BS1 0.25	02-Sep-21	20:53:05
57	57 210902Q1-57	B1H0259-BSD1 0.25	02-Sep-21	21:04:08
58	58 210902Q1-58	2108190-01 0.25	02-Sep-21	21:15:12
59	59 210902Q1-59	2108238-07RE1 0.23916	02-Sep-21	21:26:15
60	60 210902Q1-60	2108238-08RE1 0.23527 *	02-Sep-21	21:37:19
61	61 210902Q1-61	2108239-01 0.25384	02-Sep-21	21:48:23
62	62 210902Q1-62	2108239-02 0.24949	02-Sep-21	21:59:26
63	63 210902Q1-63	2108239-03 0.24768	02-Sep-21	22:10:30
64	64 210902Q1-64	2108239-04 0.24732	02-Sep-21	22:21:34
65	65 210902Q1-65	2108240-01 0.24826	02-Sep-21	22:32:38
66	66 210902Q1-66	IPA	02-Sep-21	22:43:41
67	67 210902Q1-67	ST210902Q1-4 PFC CS-1 21H3104	02-Sep-21	22:54:44
68	68 210902Q1-68	IPA	02-Sep-21	23:05:49

Vista Analytical Laboratory

Dataset: Untitled

Last Altered: Friday, September 03, 2021 08:21:14 Pacific Daylight Time

Printed: Friday, September 03, 2021 09:08:05 Pacific Daylight Time

Compound name: PFBS

#	Name	ID	Acq.Date	Acq.Time
69	69 210902Q1-69	2108240-02 0.25007	02-Sep-21	23:16:52
70	70 210902Q1-70	2108240-03 0.24831 *	02-Sep-21	23:27:55
71	71 210902Q1-71	2108252-02RE1 0.23288	02-Sep-21	23:38:59
72	72 210902Q1-72	2108252-03RE1 0.24173 *	02-Sep-21	23:50:03
73	73 210902Q1-73	2108252-06RE1 0.24158	03-Sep-21	00:01:07
74	74 210902Q1-74	2108252-08RE1 0.23862	03-Sep-21	00:12:10
75	75 210902Q1-75	2108264-01 0.25405	03-Sep-21	00:23:14
76	76 210902Q1-76	2108264-02 0.25833	03-Sep-21	00:34:17
77	77 210902Q1-77	2108264-03 0.25921	03-Sep-21	00:45:21
78	78 210902Q1-78	2108264-04 0.2507	03-Sep-21	00:56:25
79	79 210902Q1-79	2108270-01 0.25846	03-Sep-21	01:07:29
80	80 210902Q1-80	IPA	03-Sep-21	01:18:32
81	81 210902Q1-81	ST210902Q1-5 PFC CS1 21H3106	03-Sep-21	01:29:36
82	82 210902Q1-82	IPA	03-Sep-21	01:40:40
83	83 210902Q1-83	B1H0288-BLK1 0.25	03-Sep-21	01:51:43
84	84 210902Q1-84	B1H0288-BS1 0.25	03-Sep-21	02:02:47
85	85 210902Q1-85	B1H0288-MS1 0.25789	03-Sep-21	02:13:51
86	86 210902Q1-86	B1H0288-MSD1 0.24414	03-Sep-21	02:24:55
87	87 210902Q1-87	2108299-01 0.2447	03-Sep-21	02:35:58
88	88 210902Q1-88	2108299-02 0.25032 *	03-Sep-21	02:47:02
89	89 210902Q1-89	2108301-01 0.25651	03-Sep-21	02:58:05
90	90 210902Q1-90	2108301-02 0.25164 *	03-Sep-21	03:09:09
91	91 210902Q1-91	2108301-03 0.25187	03-Sep-21	03:20:13
92	92 210902Q1-92	2108301-04 0.24206 *	03-Sep-21	03:31:17
93	93 210902Q1-93	2108301-05 0.25712	03-Sep-21	03:42:20
94	94 210902Q1-94	2108301-06 0.24913 *	03-Sep-21	03:53:24
95	95 210902Q1-95	2108301-07 0.24696	03-Sep-21	04:04:28
96	96 210902Q1-96	2108301-08 0.24656	03-Sep-21	04:15:31
97	97 210902Q1-97	2108301-09 0.25031 *	03-Sep-21	04:26:35
98	98 210902Q1-98	2108301-10 0.25193	03-Sep-21	04:37:39
99	99 210902Q1-99	2108301-11 0.25352 *	03-Sep-21	04:48:42
100	100 210902Q1-100	2108301-12 0.24154	03-Sep-21	04:59:46
101	101 210902Q1-101	2108301-13 0.25994 *	03-Sep-21	05:10:50
102	102 210902Q1-102	2108303-01 0.25364	03-Sep-21	05:21:53
103	103 210902Q1-103	2108303-02 0.25685 *	03-Sep-21	05:32:57
104	104 210902Q1-104	IPA	03-Sep-21	05:44:01

Vista Analytical Laboratory

Dataset: Untitled

Last Altered: Friday, September 03, 2021 08:21:14 Pacific Daylight Time

Printed: Friday, September 03, 2021 09:08:05 Pacific Daylight Time

Compound name: PFBS

	# Name	ID	Acq.Date	Acq.Time
105	105 210902Q1-105	ST210902Q1-6 PFC CS3 21H3108	03-Sep-21	05:55:04
106	106 210902Q1-106	IPA	03-Sep-21	06:06:08

LC Drinking Water Calibration Standards Review Checklist OC

Calibration ID:	Concentration	C-Cals Name	Sign Date	Correct I-Cal	Manual Integrations
<u>ST 21090201-1</u> L M <u>H</u>	<input checked="" type="checkbox"/>	<input checked="" type="checkbox"/>	<input checked="" type="checkbox"/>	<input checked="" type="checkbox"/>	<input checked="" type="checkbox"/>
<u>- 2</u> L M <u>H</u>	<input checked="" type="checkbox"/>	<input checked="" type="checkbox"/>	<input checked="" type="checkbox"/>	<input checked="" type="checkbox"/>	<input checked="" type="checkbox"/>
<u>- 3</u> L M <u>H</u>	<input checked="" type="checkbox"/>	<input checked="" type="checkbox"/>	<input checked="" type="checkbox"/>	<input checked="" type="checkbox"/>	<input checked="" type="checkbox"/>
<u>- 4</u> L M <u>H</u>	<input checked="" type="checkbox"/>	<input checked="" type="checkbox"/>	<input checked="" type="checkbox"/>	<input checked="" type="checkbox"/>	<input checked="" type="checkbox"/>
<u>- 5</u> L M <u>H</u>	<input checked="" type="checkbox"/>	<input checked="" type="checkbox"/>	<input checked="" type="checkbox"/>	<input checked="" type="checkbox"/>	<input checked="" type="checkbox"/>
<u>- 6</u> L M <u>H</u>	<input checked="" type="checkbox"/>	<input checked="" type="checkbox"/>	<input checked="" type="checkbox"/>	<input checked="" type="checkbox"/>	<input checked="" type="checkbox"/>
Calibration ID: _____ L M H	<input type="checkbox"/>	<input type="checkbox"/>	<input type="checkbox"/>	<input type="checkbox"/>	<input type="checkbox"/>
Calibration ID: _____ L M H	<input type="checkbox"/>	<input type="checkbox"/>	<input type="checkbox"/>	<input type="checkbox"/>	<input type="checkbox"/>
Calibration ID: _____ L M H	<input type="checkbox"/>	<input type="checkbox"/>	<input type="checkbox"/>	<input type="checkbox"/>	<input type="checkbox"/>
Calibration ID: _____ L M H	<input type="checkbox"/>	<input type="checkbox"/>	<input type="checkbox"/>	<input type="checkbox"/>	<input type="checkbox"/>

VY 09/03/21

- Run Log Present:
- # of Samples per Sequence Checked:
- Reviewed and Signed?
- IIS Area Saved
- All sample IIS Areas Included
- 13C2 PFOA 13C4 PFOS D3-MeFOSAA

Reviewed By: OC 09/03/2021
Initials/Date

Full Mass Cal. Date: 20200821

Notes:

Dataset: Q:\PFAS\PFAS.PRO\Results\2021Q\SEP21\210902Q1\210902Q1-03.qld

Last Altered: Thursday, September 02, 2021 16:02:19 Pacific Daylight Time

Printed: Thursday, September 02, 2021 16:03:43 Pacific Daylight Time

Method: Q:\PFAS\PFAS.PRO\MethDB\PFAS_DW_L18_090221.mdb 02 Sep 2021 16:01:38

Calibration: Q:\PFAS\PFAS.pro\CurveDB\C18_537_Q6_09-01-21.cdb 01 Sep 2021 14:21:40

Name: 210902Q1-03, Date: 02-Sep-2021, Time: 11:05:25, ID: ST210902Q1-1 PFC CS-1 21H3104, Description: PFC CS-1 21H3104

	# Name	Trace	Area	IS Area	Wt./Vol.	RRF	Pred.RT	RT	y Axis Resp.	Conc.	%Rec
1	1 PFBS	299 > 80	3.04e3	3.18e4	1.00		3.72	3.72	2.86	1.85	103.9
2	2 PFHxA	313.0 > 269	1.01e4	6.29e4	1.00		4.03	4.03	1.61	1.96	98.2
3	3 HFPO-DA	284.9 > 169	2.02e3	6.29e4	1.00		4.18	4.18	0.320	2.20	109.8
4	4 PFHpA	362.9 > 318.9	1.10e4	6.29e4	1.00		4.50	4.50	1.75	2.06	103.2
5	5 ADONA	376.8 > 250.9	2.01e4	6.29e4	1.00		4.55	4.55	3.19	1.88	99.4
6	6 PFOA	412.8 > 368.9	1.21e4	6.29e4	1.00		4.86	4.86	1.92	1.99	99.6
7	7 PFHxS	399 > 79.9	2.04e3	3.18e4	1.00		4.60	4.60	1.93	1.84	100.9
8	8 PFNA	463 > 418.8	1.26e4	6.29e4	1.00		5.16	5.16	2.00	1.88	93.9
9	9 PFOS	499 > 79.9	2.17e3	3.18e4	1.00		5.21	5.21	2.05	1.93	103.7
10	10 9CI-PF3ONS	530.7 > 350.8	2.47e3	3.18e4	1.00		5.35	5.35	2.33	1.66	89.0
11	11 PFDA	513 > 468.8	1.04e4	6.29e4	1.00		5.41	5.41	1.66	1.59	79.5
12	12 MeFOSAA	570.0 > 419.0	3.83e3	8.32e4	1.00		5.53	5.53	1.84	1.95	97.3
13	13 EtFOSAA	584.1 > 419.0	3.52e3	8.32e4	1.00		5.63	5.63	1.69	2.14	106.8
14	14 PFUnA	563 > 518.9	1.44e4	6.29e4	1.00		5.64	5.64	2.28	1.75	87.7
15	15 PFDoA	612.9 > 318.8	1.56e3	6.29e4	1.00		5.83	5.83	0.248	1.51	75.5
16	16 PFTrDA	662.9 > 618.9	1.36e4	6.29e4	1.00		6.00	6.00	2.15	1.83	91.7
17	17 11CI-PF3OUdS	630.8 > 450.8	7.44e3	3.18e4	1.00		5.77	5.77	7.03	1.74	92.1
18	18 PFTeDA	713 > 669	8.99e3	6.29e4	1.00		6.15	6.15	1.43	1.66	83.2
19	19 13C2-PFHxA	315 > 270.0	5.50e4	6.29e4	1.00	0.871	3.99	4.03	8.75	10.0	100.4
20	20 13C3-HFPO-DA	287 > 169	1.20e4	6.29e4	1.00	0.159	4.18	4.18	1.92	12.1	120.7
21	21 13C2-PFDA	515.1 > 469.9	7.28e4	6.29e4	1.00	1.388	5.41	5.41	11.6	8.34	83.4
22	22 d5-N-EtFOSAA	589.3 > 419.0	8.31e4	8.32e4	1.00	0.942	5.63	5.63	40.0	42.4	106.0
23	23 13C2-PFOA	414.9 > 369.7	6.29e4	6.29e4	1.00	1.000	4.85	4.85	10.0	10.0	100.0
24	24 13C4-PFOS	503.0 > 80	3.18e4	3.18e4	1.00	1.000	5.21	5.21	30.0	30.0	100.0
25	25 d3-N-MeFOSAA	573.3 > 419.0	8.32e4	8.32e4	1.00	1.000	5.52	5.52	40.0	40.0	100.0

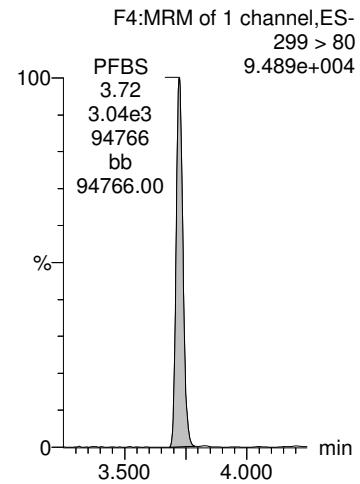
Dataset: Q:\PFAS\PFAS.PRO\Results\2021Q\SEP21\210902Q1\210902Q1-03.qld

Last Altered: Thursday, September 02, 2021 16:02:19 Pacific Daylight Time
Printed: Thursday, September 02, 2021 16:03:43 Pacific Daylight Time

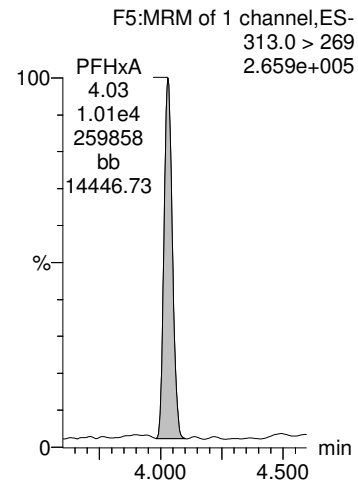
Method: Q:\PFAS\PFAS.PRO\MethDB\PFAS_DW_L18_090221.mdb 02 Sep 2021 16:01:38
Calibration: Q:\PFAS\PFAS.pro\CurveDB\C18_537_Q6_09-01-21.cdb 01 Sep 2021 14:21:40

Name: 210902Q1-03, Date: 02-Sep-2021, Time: 11:05:25, ID: ST210902Q1-1 PFC CS-1 21H3104, Description: PFC CS-1 21H3104

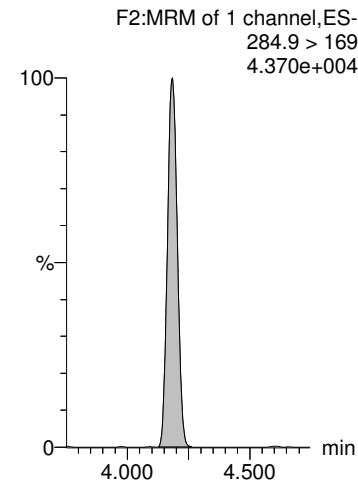
PFBS



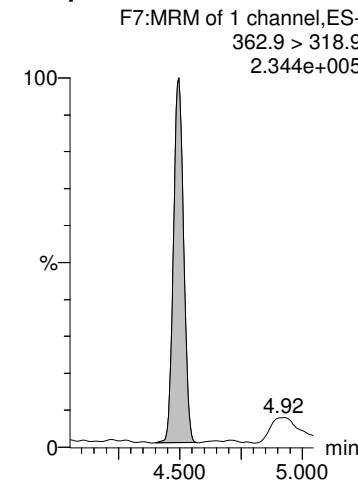
PFHxA



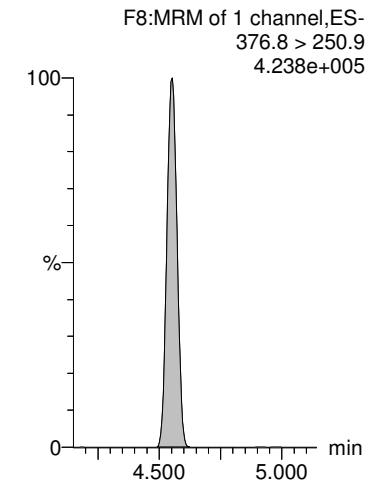
HFPO-DA



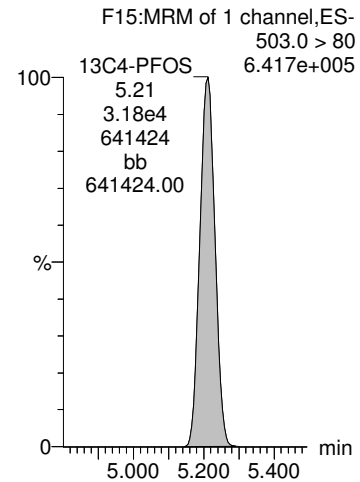
PFHpA



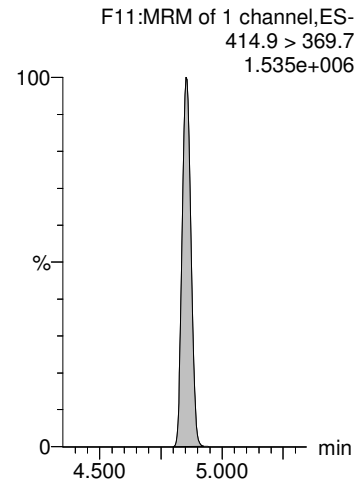
ADONA



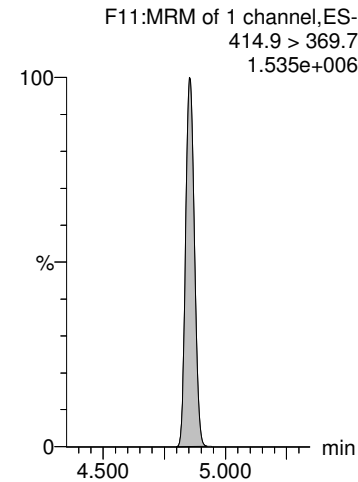
13C4-PFOS



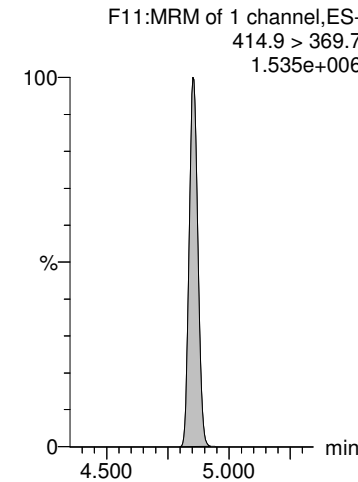
13C2-PFOA



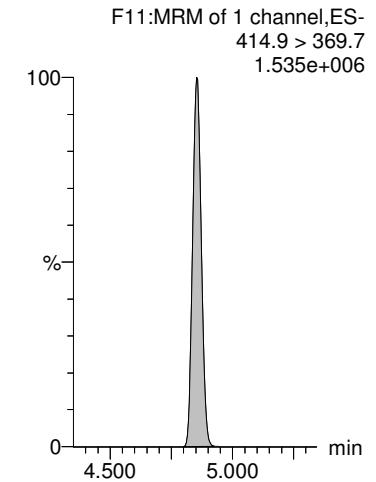
13C2-PFOA



13C2-PFOA



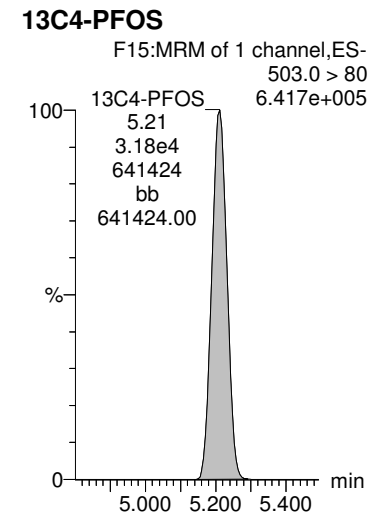
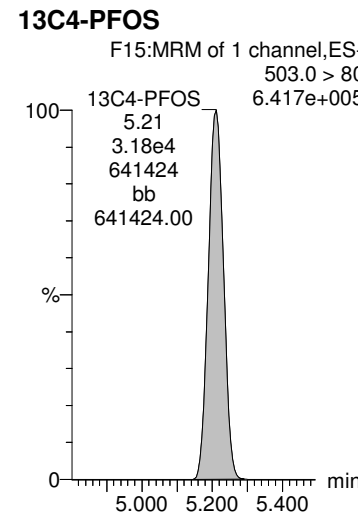
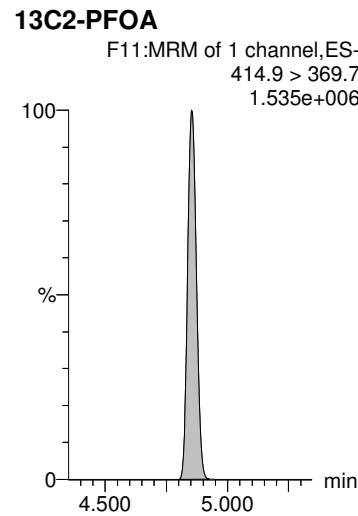
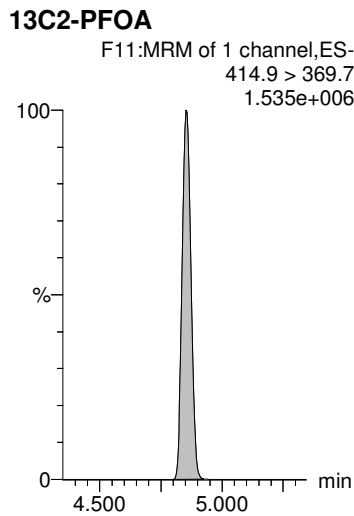
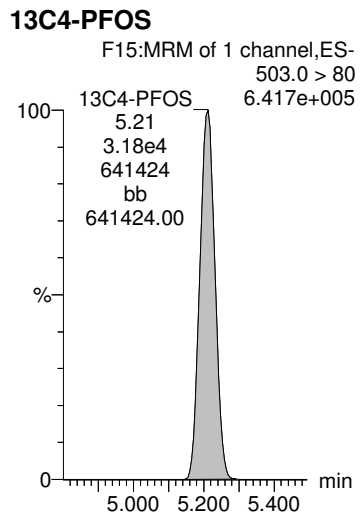
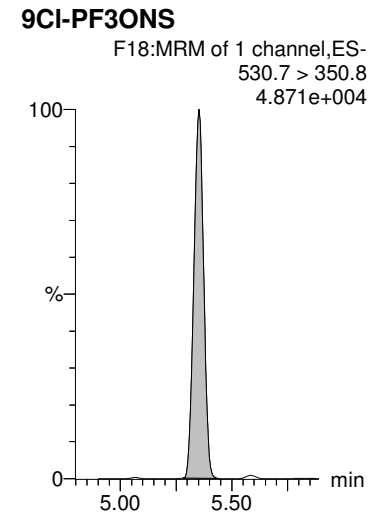
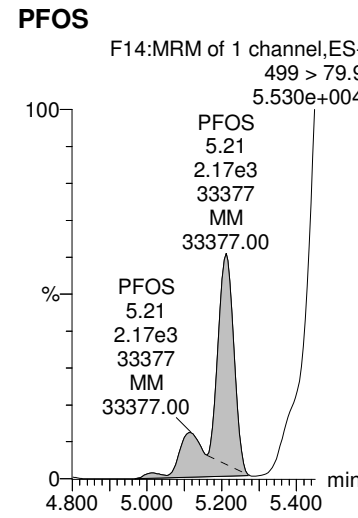
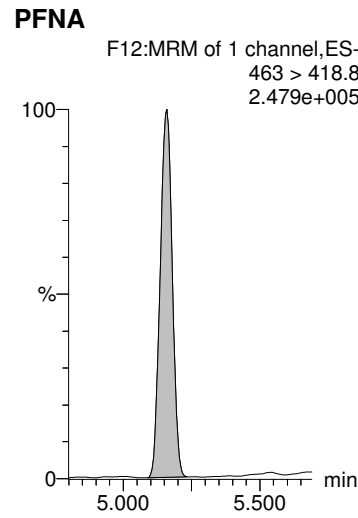
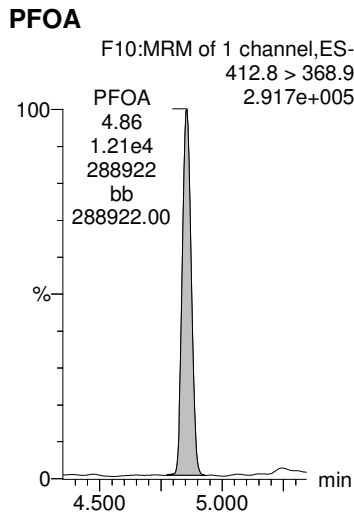
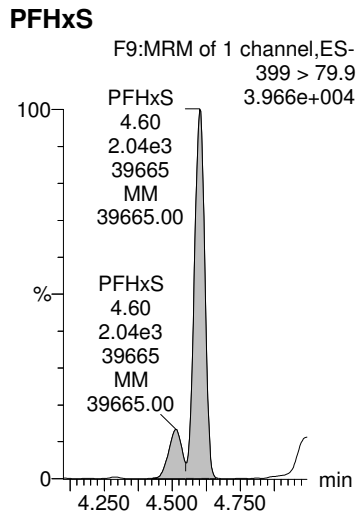
13C2-PFOA



Dataset: Q:\PFAS\PFAS.PRO\Results\2021Q\SEP21\210902Q1\210902Q1-03.qld

Last Altered: Thursday, September 02, 2021 16:02:19 Pacific Daylight Time
Printed: Thursday, September 02, 2021 16:03:43 Pacific Daylight Time

Name: 210902Q1-03, Date: 02-Sep-2021, Time: 11:05:25, ID: ST210902Q1-1 PFC CS-1 21H3104, Description: PFC CS-1 21H3104



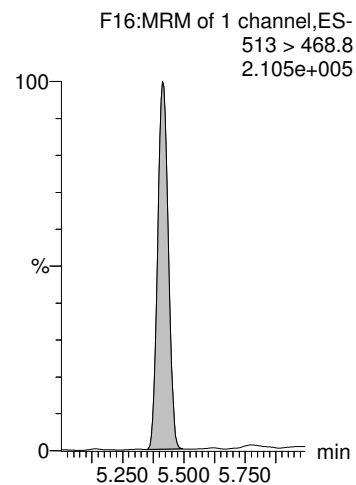
Dataset: Q:\PFAS\PFAS.PRO\Results\2021Q\SEP21\210902Q1\210902Q1-03.qld

Last Altered: Thursday, September 02, 2021 16:02:19 Pacific Daylight Time

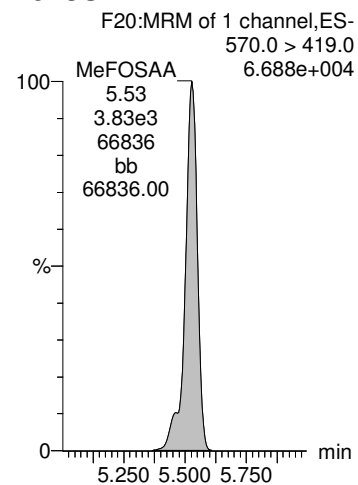
Printed: Thursday, September 02, 2021 16:03:43 Pacific Daylight Time

Name: 210902Q1-03, Date: 02-Sep-2021, Time: 11:05:25, ID: ST210902Q1-1 PFC CS-1 21H3104, Description: PFC CS-1 21H3104

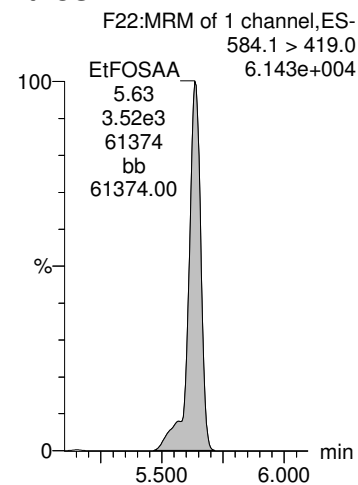
PFDA



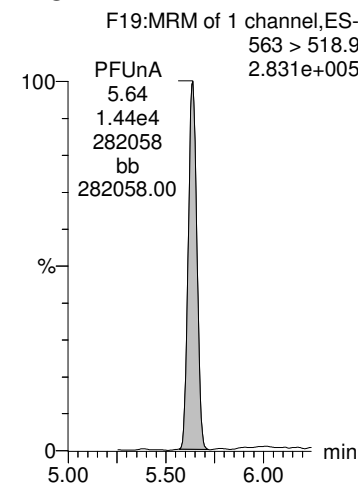
MeFOSAA



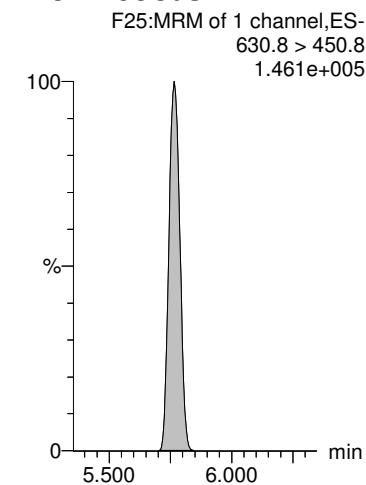
EtFOSAA



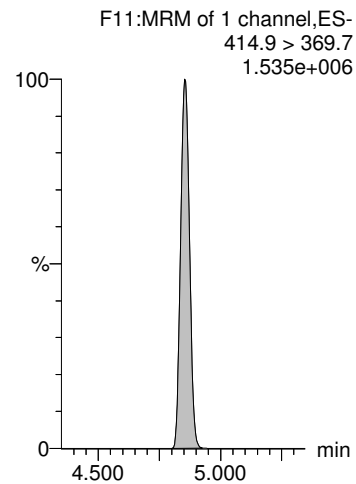
PFUnA



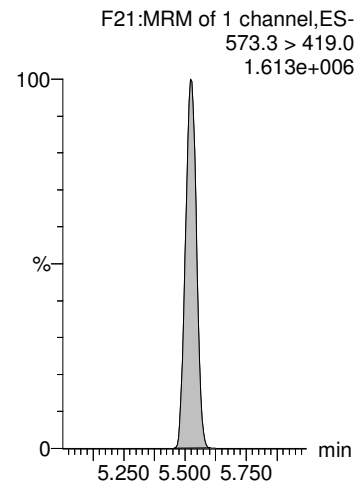
11CI-PF3OUdS



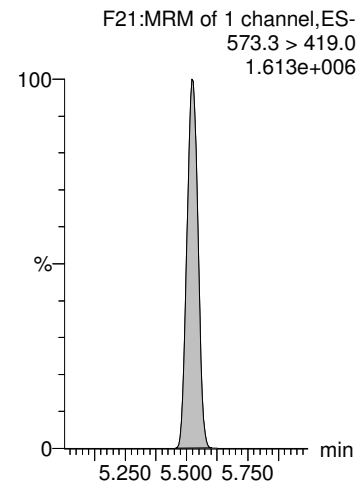
13C2-PFOA



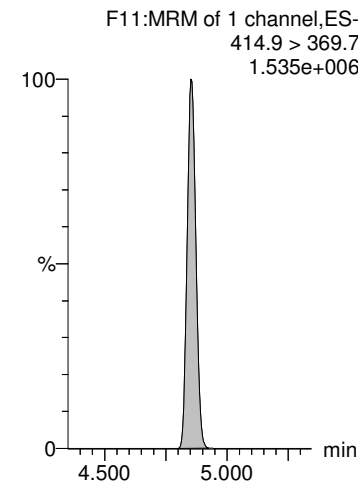
d3-N-MeFOSAA



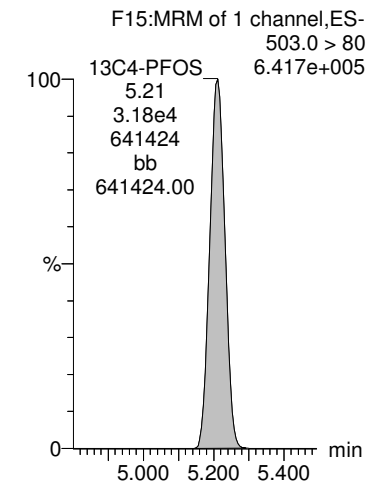
d3-N-MeFOSAA



13C2-PFOA



13C4-PFOS



Dataset: Q:\PFAS\PFAS.PRO\Results\2021Q\SEP21\210902Q1\210902Q1-03.qld

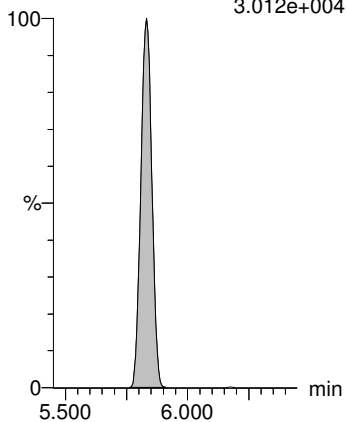
Last Altered: Thursday, September 02, 2021 16:02:19 Pacific Daylight Time

Printed: Thursday, September 02, 2021 16:03:43 Pacific Daylight Time

Name: 210902Q1-03, Date: 02-Sep-2021, Time: 11:05:25, ID: ST210902Q1-1 PFC CS-1 21H3104, Description: PFC CS-1 21H3104

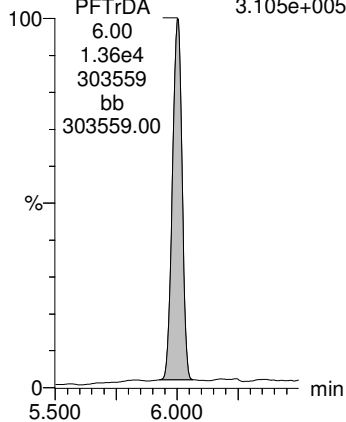
PFDoA

F24:MRM of 1 channel,ES-
612.9 > 318.8
3.012e+004



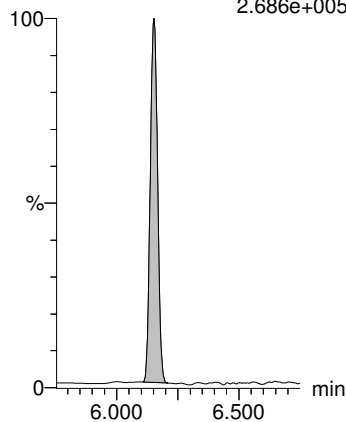
PFTrDA

F26:MRM of 1 channel,ES-
662.9 > 618.9
3.105e+005



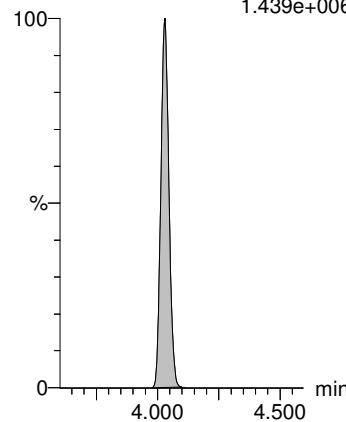
PFTeDA

F27:MRM of 1 channel,ES-
713 > 669
2.686e+005



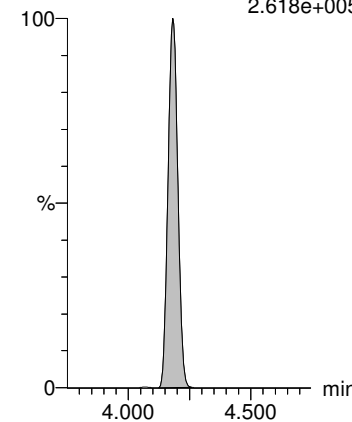
13C2-PFHxA

F6:MRM of 1 channel,ES-
315 > 270.0
1.439e+006



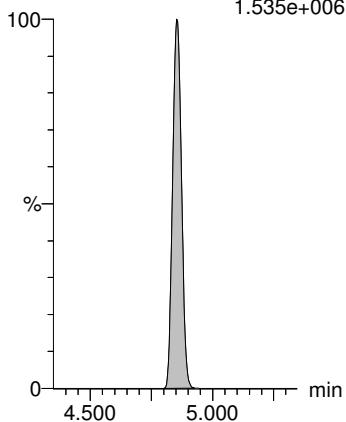
13C3-HFPO-DA

F3:MRM of 1 channel,ES-
287 > 169
2.618e+005



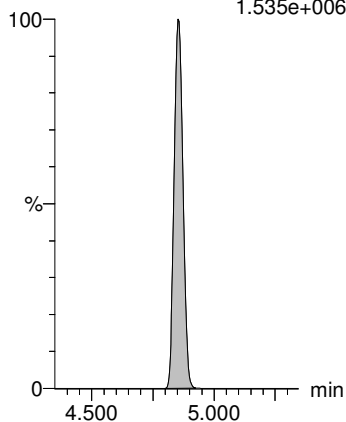
13C2-PFOA

F11:MRM of 1 channel,ES-
414.9 > 369.7
1.535e+006



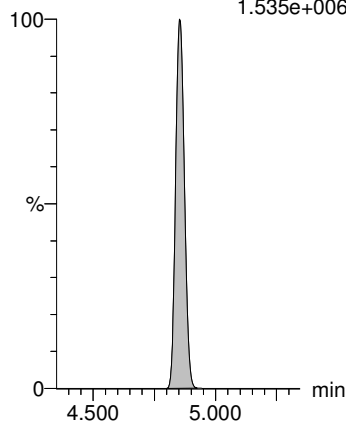
13C2-PFOA

F11:MRM of 1 channel,ES-
414.9 > 369.7
1.535e+006



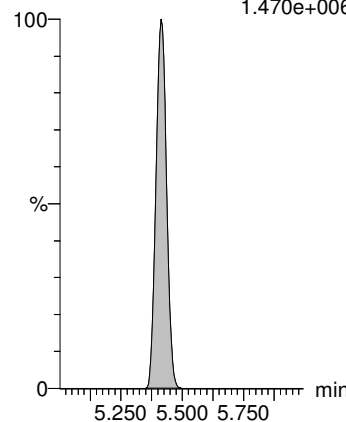
13C2-PFOA

F11:MRM of 1 channel,ES-
414.9 > 369.7
1.535e+006



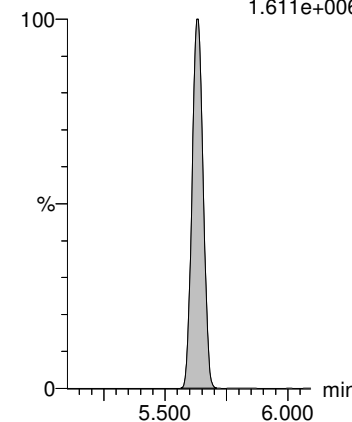
13C2-PFDA

F17:MRM of 1 channel,ES-
515.1 > 469.9
1.470e+006



d5-N-EtFOSAA

F23:MRM of 1 channel,ES-
589.3 > 419.0
1.611e+006



Dataset: Q:\PFAS\PFAS.PRO\Results\2021Q\SEP21\210902Q1\210902Q1-49.qld

Last Altered: Friday, September 03, 2021 09:27:39 Pacific Daylight Time

Printed: Friday, September 03, 2021 09:28:31 Pacific Daylight Time

Method: Q:\PFAS\PFAS.PRO\MethDB\PFAS_DW_L18_090221.mdb 02 Sep 2021 16:01:38

Calibration: Q:\PFAS\PFAS.pro\CurveDB\C18_537_Q6_09-01-21.cdb 01 Sep 2021 14:21:40

Name: 210902Q1-49, Date: 02-Sep-2021, Time: 19:35:40, ID: ST210902Q1-3 PFC CS3 21H3108, Description: PFC CS3 21H3108

	# Name	Trace	Area	IS Area	Wt./Vol.	RRF	Pred.RT	RT	y Axis Resp.	Conc.	%Rec
1	1 PFBS	299 > 80	9.26e4	3.73e4	1.00		3.71	3.72	74.4	48.0	108.7
2	2 PFHxA	313.0 > 269	2.97e5	7.10e4	1.00		4.02	4.02	41.8	51.0	101.9
3	3 HFPO-DA	284.9 > 169	5.71e4	7.10e4	1.00		4.18	4.18	8.04	55.1	110.2
4	4 PFHpA	362.9 > 318.9	3.23e5	7.10e4	1.00		4.49	4.49	45.5	53.7	107.4
5	5 ADONA	376.8 > 250.9	6.00e5	7.10e4	1.00		4.55	4.54	84.5	49.8	105.5
6	6 PFOA	412.8 > 368.9	3.66e5	7.10e4	1.00		4.85	4.85	51.5	53.5	107.0
7	7 PFHxS	399 > 79.9	5.86e4	3.73e4	1.00		4.59	4.60	47.1	44.9	98.6
8	8 PFNA	463 > 418.8	3.60e5	7.10e4	1.00		5.15	5.15	50.7	47.7	95.4
9	9 PFOS	499 > 79.9	5.99e4	3.73e4	1.00		5.20	5.20	48.2	45.3	98.0
10	10 9CI-PF3ONS	530.7 > 350.8	8.35e4	3.73e4	1.00		5.35	5.35	67.1	47.6	102.4
11	11 PFDA	513 > 468.8	3.12e5	7.10e4	1.00		5.41	5.41	43.9	42.0	83.9
12	12 MeFOSAA	570.0 > 419.0	1.35e5	1.03e5	1.00		5.52	5.52	52.2	54.6	109.2
13	13 EtFOSAA	584.1 > 419.0	1.06e5	1.03e5	1.00		5.63	5.63	41.1	51.9	103.7
14	14 PFUnA	563 > 518.9	4.34e5	7.10e4	1.00		5.63	5.63	61.1	47.0	93.9
15	15 PFDoA	612.9 > 318.8	5.23e4	7.10e4	1.00		5.82	5.83	7.36	44.9	89.8
16	16 PFTTrDA	662.9 > 618.9	3.93e5	7.10e4	1.00		5.99	6.00	55.4	47.1	94.2
17	17 11CI-PF3OUdS	630.8 > 450.8	2.45e5	3.73e4	1.00		5.77	5.76	197	48.8	103.7
18	18 PFTeDA	713 > 669	2.86e5	7.10e4	1.00		6.14	6.15	40.2	46.8	93.7
19	19 13C2-PFHxA	315 > 270.0	6.18e4	7.10e4	1.00	0.871	3.99	4.02	8.70	9.99	99.9
20	20 13C3-HFPO-DA	287 > 169	1.26e4	7.10e4	1.00	0.159	4.17	4.18	1.78	11.2	111.9
21	21 13C2-PFDA	515.1 > 469.9	8.60e4	7.10e4	1.00	1.388	5.41	5.41	12.1	8.72	87.2
22	22 d5-N-EtFOSAA	589.3 > 419.0	1.02e5	1.03e5	1.00	0.942	5.63	5.62	39.3	41.8	104.4
23	23 13C2-PFOA	414.9 > 369.7	7.10e4	7.10e4	1.00	1.000	4.85	4.85	10.0	10.0	100.0
24	24 13C4-PFOS	503.0 > 80	3.73e4	3.73e4	1.00	1.000	5.21	5.20	30.0	30.0	100.0
25	25 d3-N-MeFOSAA	573.3 > 419.0	1.03e5	1.03e5	1.00	1.000	5.52	5.52	40.0	40.0	100.0

Dataset: Q:\PFAS\PFAS.PRO\Results\2021Q\SEP21\210902Q1\210902Q1-49.qld

Last Altered: Friday, September 03, 2021 09:27:39 Pacific Daylight Time

Printed: Friday, September 03, 2021 09:28:31 Pacific Daylight Time

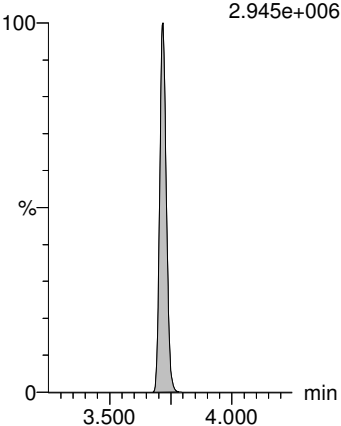
Method: Q:\PFAS\PFAS.PRO\MethDB\PFAS_DW_L18_090221.mdb 02 Sep 2021 16:01:38

Calibration: Q:\PFAS\PFAS.pro\CurveDB\C18_537_Q6_09-01-21.cdb 01 Sep 2021 14:21:40

Name: 210902Q1-49, Date: 02-Sep-2021, Time: 19:35:40, ID: ST210902Q1-3 PFC CS3 21H3108, Description: PFC CS3 21H3108

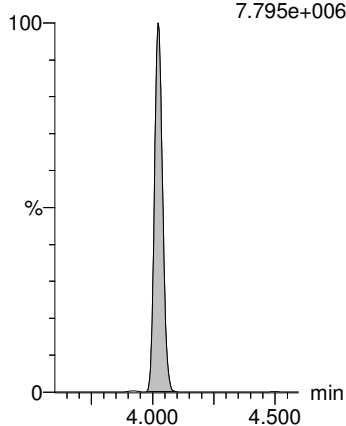
PFBS

F4:MRM of 1 channel,ES-
299 > 80
2.945e+006



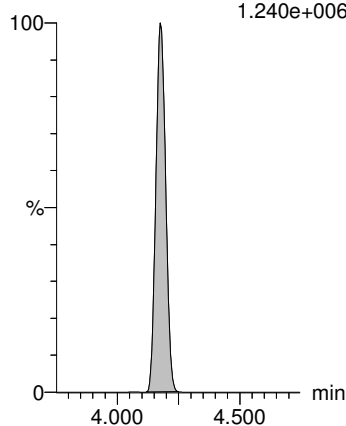
PFHxA

F5:MRM of 1 channel,ES-
313.0 > 269
7.795e+006



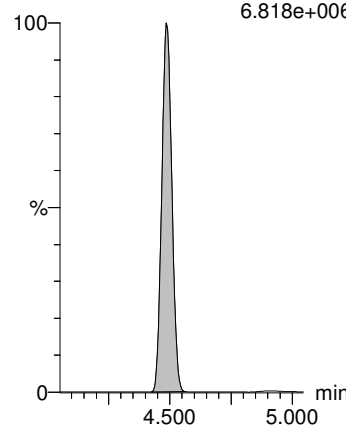
HFPO-DA

F2:MRM of 1 channel,ES-
284.9 > 169
1.240e+006



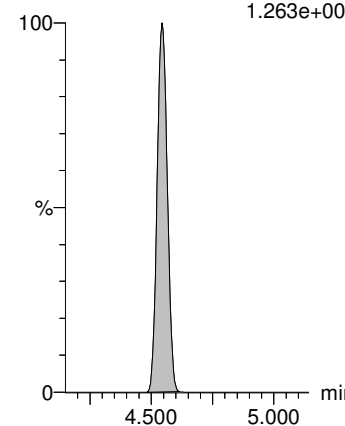
PFHpA

F7:MRM of 1 channel,ES-
362.9 > 318.9
6.818e+006



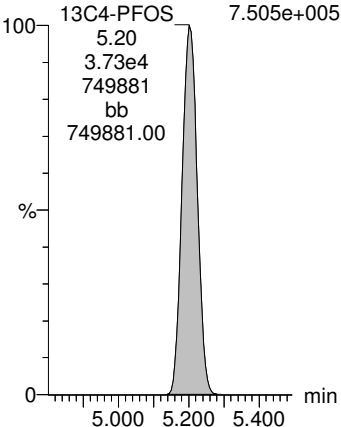
ADONA

F8:MRM of 1 channel,ES-
376.8 > 250.9
1.263e+007



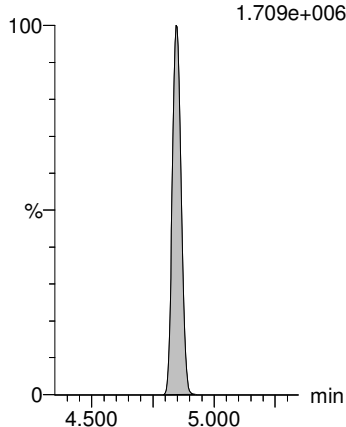
13C4-PFOS

F15:MRM of 1 channel,ES-
503.0 > 80
7.505e+005
13C4-PFOS
5.20
3.73e4
749881
bb
749881.00



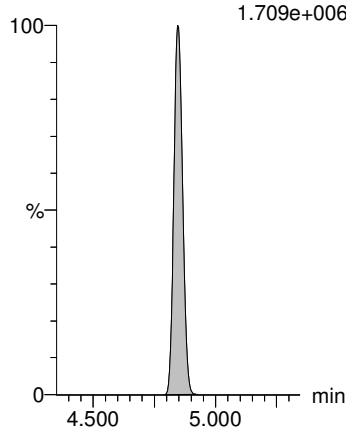
13C2-PFOA

F11:MRM of 1 channel,ES-
414.9 > 369.7
1.709e+006



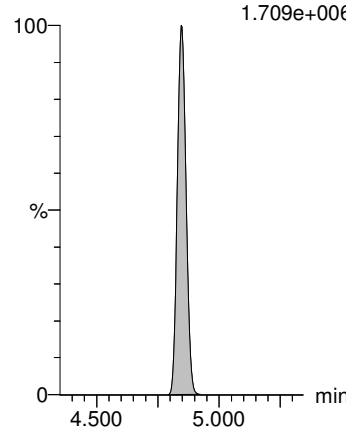
13C2-PFOA

F11:MRM of 1 channel,ES-
414.9 > 369.7
1.709e+006



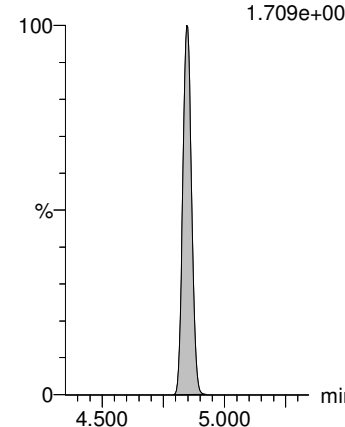
13C2-PFOA

F11:MRM of 1 channel,ES-
414.9 > 369.7
1.709e+006



13C2-PFOA

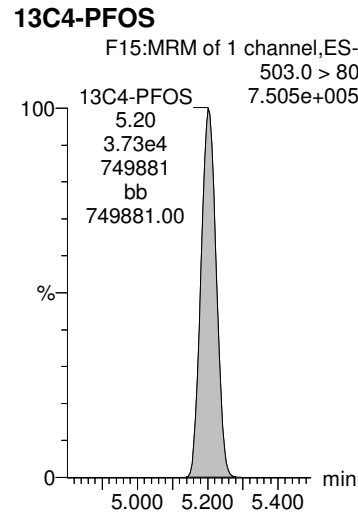
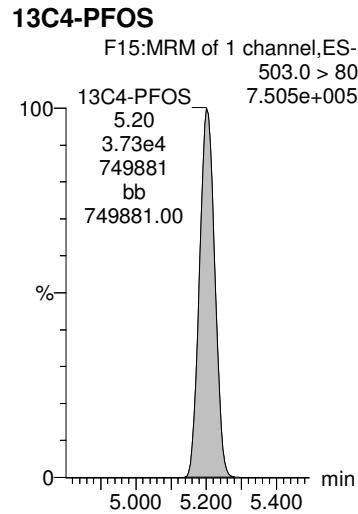
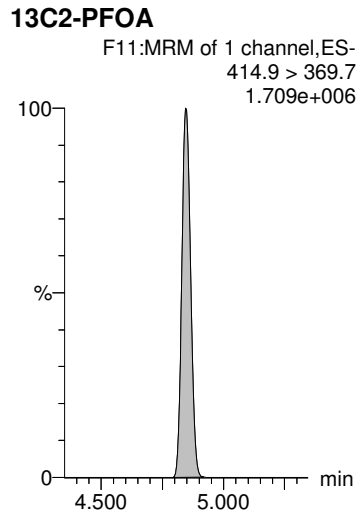
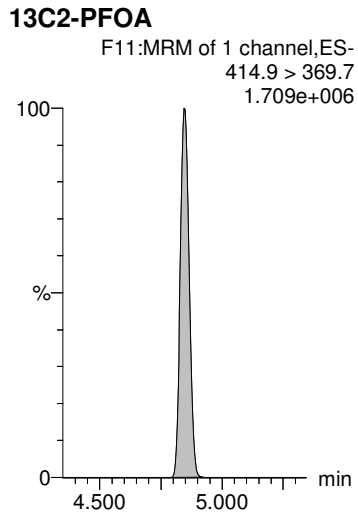
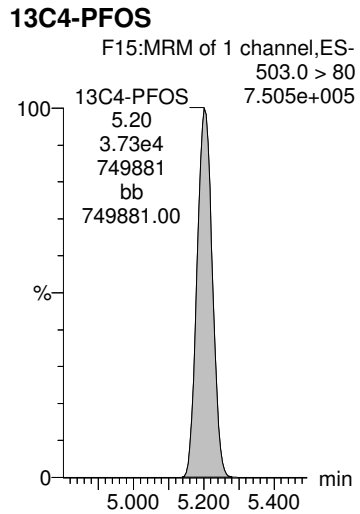
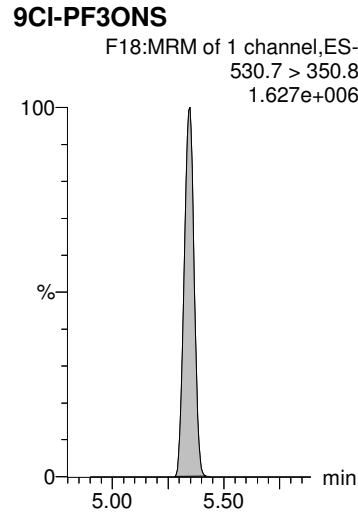
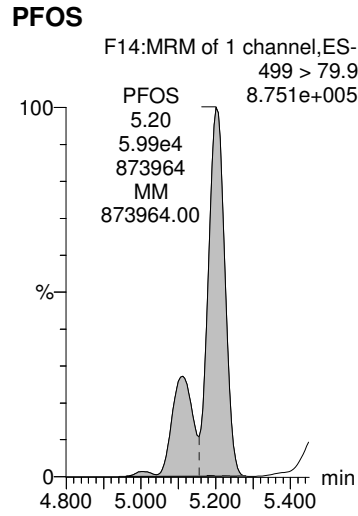
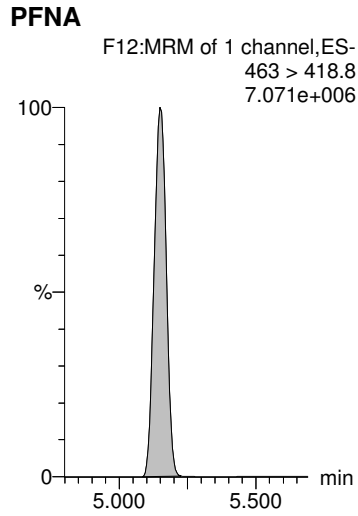
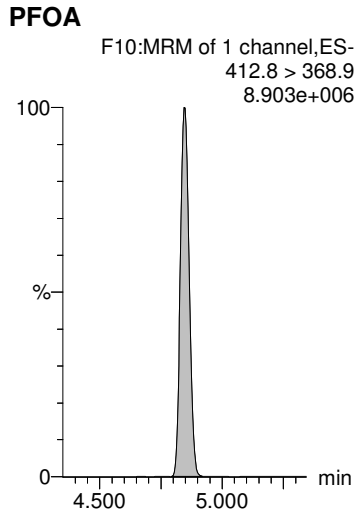
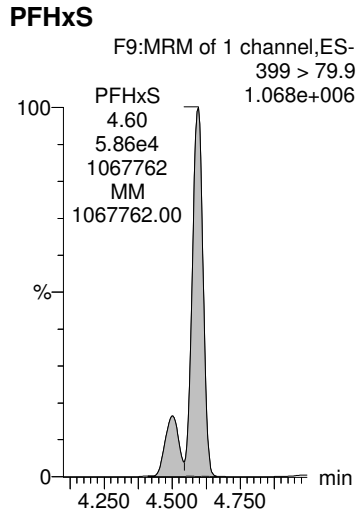
F11:MRM of 1 channel,ES-
414.9 > 369.7
1.709e+006



Dataset: Q:\PFAS\PFAS.PRO\Results\2021Q\SEP21\210902Q1\210902Q1-49.qld

Last Altered: Friday, September 03, 2021 09:27:39 Pacific Daylight Time
Printed: Friday, September 03, 2021 09:28:31 Pacific Daylight Time

Name: 210902Q1-49, Date: 02-Sep-2021, Time: 19:35:40, ID: ST210902Q1-3 PFC CS3 21H3108, Description: PFC CS3 21H3108



Dataset: Q:\PFAS\PFAS.PRO\Results\2021Q\SEP21\210902Q1\210902Q1-49.qld

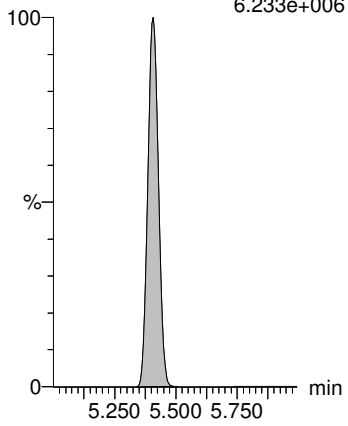
Last Altered: Friday, September 03, 2021 09:27:39 Pacific Daylight Time

Printed: Friday, September 03, 2021 09:28:31 Pacific Daylight Time

Name: 210902Q1-49, Date: 02-Sep-2021, Time: 19:35:40, ID: ST210902Q1-3 PFC CS3 21H3108, Description: PFC CS3 21H3108

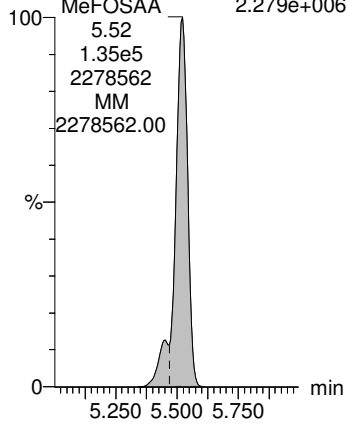
PFDA

F16:MRM of 1 channel,ES-
513 > 468.8
6.233e+006



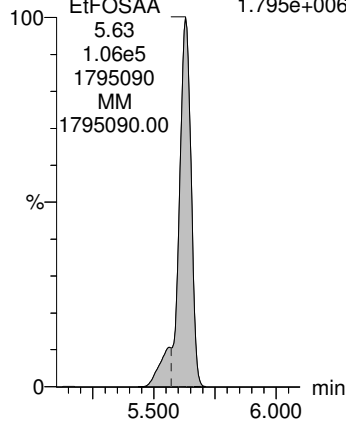
MeFOSAA

F20:MRM of 1 channel,ES-
570.0 > 419.0
2.279e+006



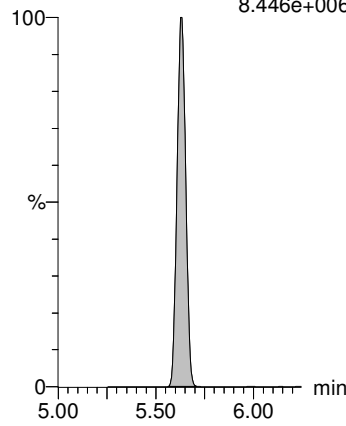
EtFOSAA

F22:MRM of 1 channel,ES-
584.1 > 419.0
1.795e+006



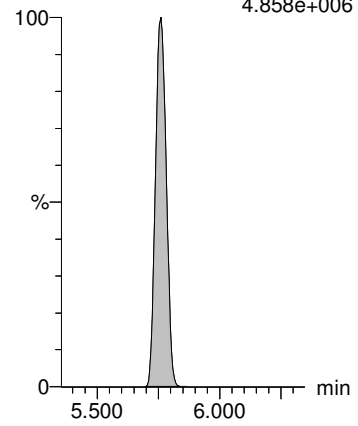
PFUnA

F19:MRM of 1 channel,ES-
563 > 518.9
8.446e+006



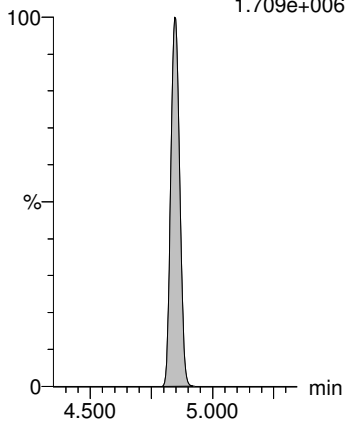
11CI-PF3OUdS

F25:MRM of 1 channel,ES-
630.8 > 450.8
4.858e+006



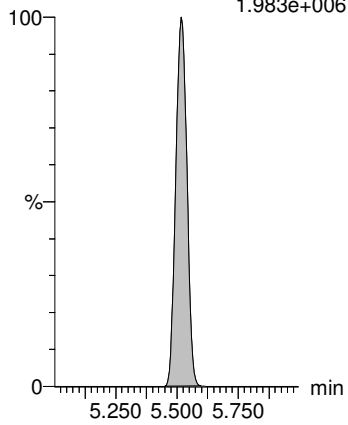
13C2-PFOA

F11:MRM of 1 channel,ES-
414.9 > 369.7
1.709e+006



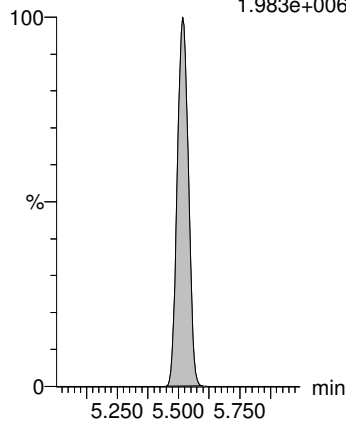
d3-N-MeFOSAA

F21:MRM of 1 channel,ES-
573.3 > 419.0
1.983e+006



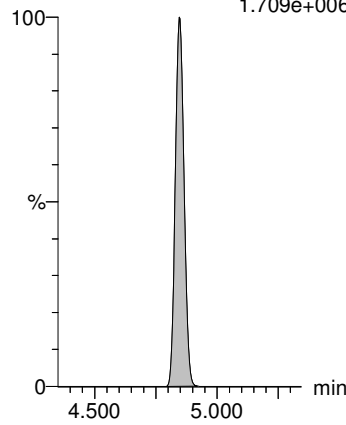
d3-N-MeFOSAA

F21:MRM of 1 channel,ES-
573.3 > 419.0
1.983e+006



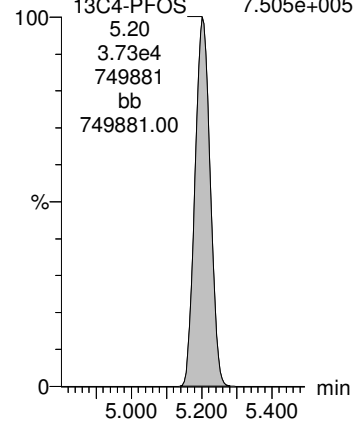
13C2-PFOA

F11:MRM of 1 channel,ES-
414.9 > 369.7
1.709e+006



13C4-PFOS

F15:MRM of 1 channel,ES-
503.0 > 80
7.505e+005



Dataset: Q:\PFAS\PFAS.PRO\Results\2021Q\SEP21\210902Q1\210902Q1-49.qld

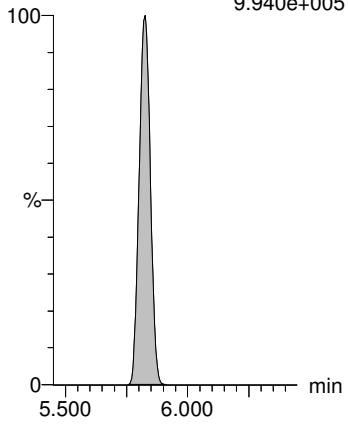
Last Altered: Friday, September 03, 2021 09:27:39 Pacific Daylight Time

Printed: Friday, September 03, 2021 09:28:31 Pacific Daylight Time

Name: 210902Q1-49, Date: 02-Sep-2021, Time: 19:35:40, ID: ST210902Q1-3 PFC CS3 21H3108, Description: PFC CS3 21H3108

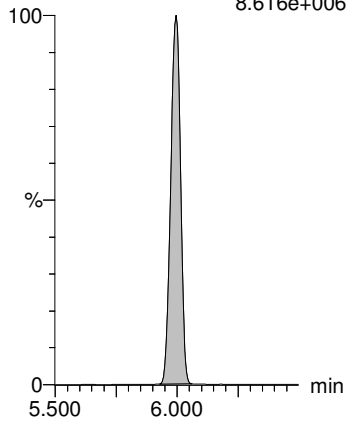
PFD0A

F24:MRM of 1 channel,ES-
612.9 > 318.8
9.940e+005



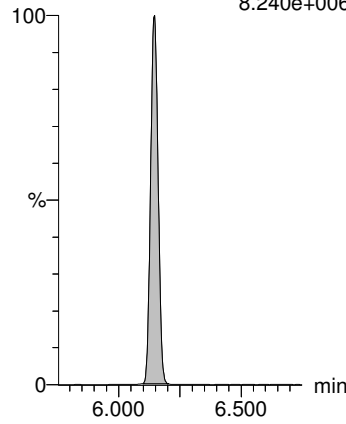
PFTrDA

F26:MRM of 1 channel,ES-
662.9 > 618.9
8.616e+006



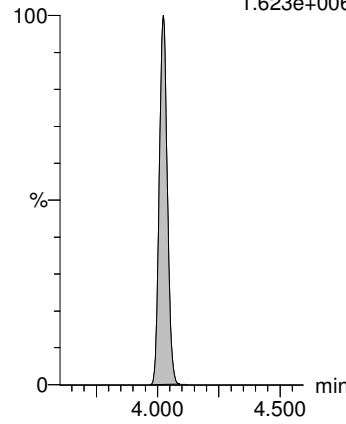
PFTeDA

F27:MRM of 1 channel,ES-
713 > 669
8.240e+006



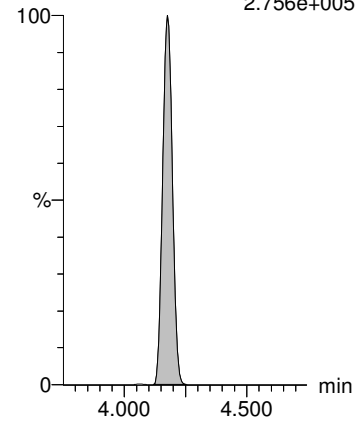
13C2-PFHxA

F6:MRM of 1 channel,ES-
315 > 270.0
1.623e+006



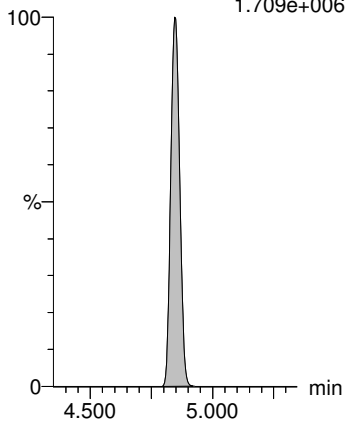
13C3-HFPO-DA

F3:MRM of 1 channel,ES-
287 > 169
2.756e+005



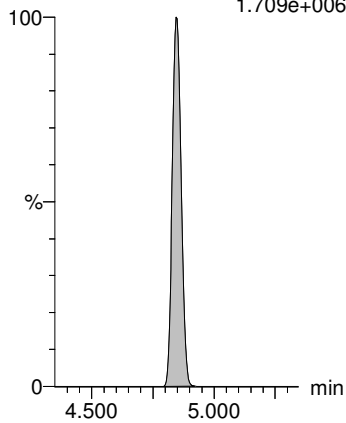
13C2-PFOA

F11:MRM of 1 channel,ES-
414.9 > 369.7
1.709e+006



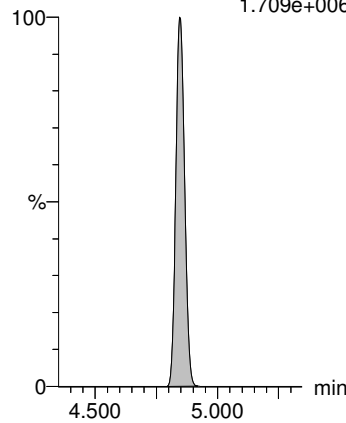
13C2-PFOA

F11:MRM of 1 channel,ES-
414.9 > 369.7
1.709e+006



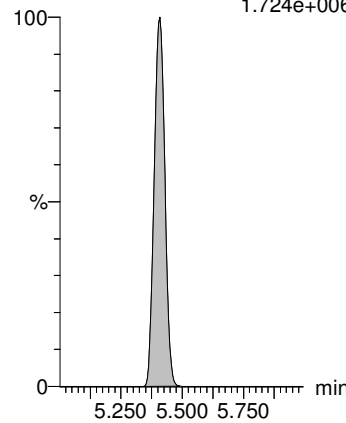
13C2-PFOA

F11:MRM of 1 channel,ES-
414.9 > 369.7
1.709e+006



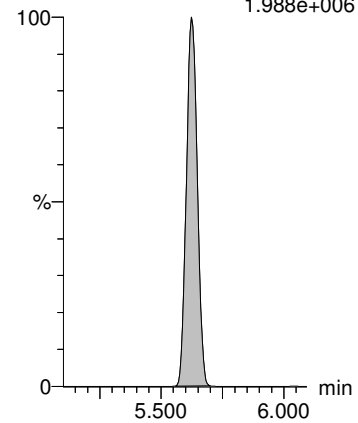
13C2-PFDA

F17:MRM of 1 channel,ES-
515.1 > 469.9
1.724e+006



d5-N-EtFOSAA

F23:MRM of 1 channel,ES-
589.3 > 419.0
1.988e+006



Dataset: Q:\PFAS\PFAS.PRO\Results\2021Q\SEP21\210902Q1\210902Q1-67.qld

Last Altered: Friday, September 03, 2021 09:30:38 Pacific Daylight Time

Printed: Friday, September 03, 2021 09:31:10 Pacific Daylight Time

Method: Q:\PFAS\PFAS.PRO\MethDB\PFAS_DW_L18_090221.mdb 02 Sep 2021 16:01:38

Calibration: Q:\PFAS\PFAS.pro\CurveDB\C18_537_Q6_09-01-21.cdb 01 Sep 2021 14:21:40

Name: 210902Q1-67, Date: 02-Sep-2021, Time: 22:54:44, ID: ST210902Q1-4 PFC CS-1 21H3104, Description: PFC CS-1 21H3104

	# Name	Trace	Area	IS Area	Wt./Vol.	RRF	Pred.RT	RT	y Axis Resp.	Conc.	%Rec
1	1 PFBS	299 > 80	3.50e3	3.42e4	1.00		3.72	3.72	3.07	1.98	111.4
2	2 PFHxA	313.0 > 269	1.16e4	7.09e4	1.00		4.03	4.03	1.63	1.99	99.5
3	3 HFPO-DA	284.9 > 169	2.28e3	7.09e4	1.00		4.18	4.18	0.322	2.21	110.3
4	4 PFHpA	362.9 > 318.9	1.22e4	7.09e4	1.00		4.49	4.49	1.71	2.01	100.7
5	5 ADONA	376.8 > 250.9	2.34e4	7.09e4	1.00		4.55	4.55	3.30	1.94	102.8
6	6 PFOA	412.8 > 368.9	1.47e4	7.09e4	1.00		4.85	4.85	2.08	2.16	107.8
7	7 PFHxS	399 > 79.9	2.33e3	3.42e4	1.00		4.60	4.60	2.04	1.95	107.0
8	8 PFNA	463 > 418.8	1.35e4	7.09e4	1.00		5.16	5.15	1.91	1.79	89.7
9	9 PFOS	499 > 79.9	2.43e3	3.42e4	1.00		5.21	5.21	2.14	2.01	108.0
10	10 9CI-PF3ONS	530.7 > 350.8	3.30e3	3.42e4	1.00		5.35	5.35	2.89	2.05	110.3
11	11 PFDA	513 > 468.8	1.28e4	7.09e4	1.00		5.41	5.41	1.80	1.73	86.4
12	12 MeFOSAA	570.0 > 419.0	5.14e3	1.11e5	1.00		5.52	5.52	1.85	1.95	97.7
13	13 EtFOSAA	584.1 > 419.0	3.93e3	1.11e5	1.00		5.63	5.63	1.41	1.78	89.1
14	14 PFUnA	563 > 518.9	1.64e4	7.09e4	1.00		5.63	5.63	2.31	1.78	88.8
15	15 PFDoA	612.9 > 318.8	1.94e3	7.09e4	1.00		5.83	5.83	0.273	1.67	83.3
16	16 PFTTrDA	662.9 > 618.9	1.47e4	7.09e4	1.00		6.00	6.00	2.07	1.76	88.2
17	17 11CI-PF3OUdS	630.8 > 450.8	9.22e3	3.42e4	1.00		5.77	5.76	8.09	2.00	106.1
18	18 PFTeDA	713 > 669	1.17e4	7.09e4	1.00		6.15	6.15	1.65	1.92	95.8
19	19 13C2-PFHxA	315 > 270.0	6.09e4	7.09e4	1.00	0.871	3.99	4.03	8.58	9.85	98.5
20	20 13C3-HFPO-DA	287 > 169	1.26e4	7.09e4	1.00	0.159	4.18	4.18	1.77	11.2	111.8
21	21 13C2-PFDA	515.1 > 469.9	8.82e4	7.09e4	1.00	1.388	5.41	5.41	12.4	8.95	89.5
22	22 d5-N-EtFOSAA	589.3 > 419.0	1.00e5	1.11e5	1.00	0.942	5.63	5.62	36.0	38.2	95.5
23	23 13C2-PFOA	414.9 > 369.7	7.09e4	7.09e4	1.00	1.000	4.85	4.85	10.0	10.0	100.0
24	24 13C4-PFOS	503.0 > 80	3.42e4	3.42e4	1.00	1.000	5.21	5.21	30.0	30.0	100.0
25	25 d3-N-MeFOSAA	573.3 > 419.0	1.11e5	1.11e5	1.00	1.000	5.52	5.52	40.0	40.0	100.0

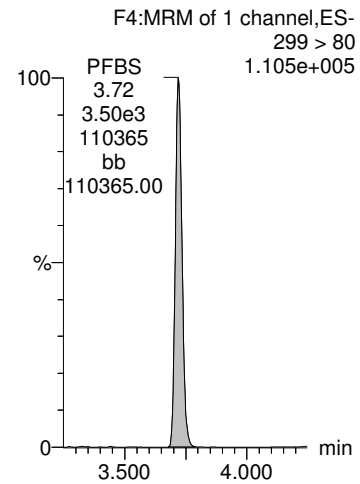
Dataset: Q:\PFAS\PFAS.PRO\Results\2021Q\SEP21\210902Q1\210902Q1-67.qld

Last Altered: Friday, September 03, 2021 09:30:38 Pacific Daylight Time
Printed: Friday, September 03, 2021 09:31:10 Pacific Daylight Time

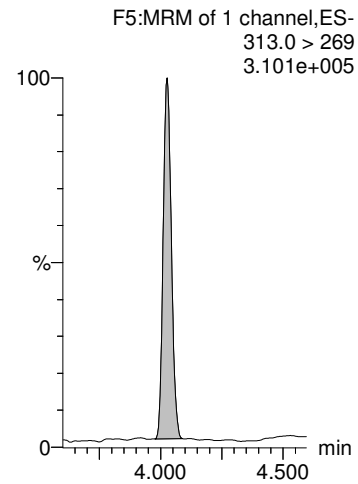
Method: Q:\PFAS\PFAS.PRO\MethDB\PFAS_DW_L18_090221.mdb 02 Sep 2021 16:01:38
Calibration: Q:\PFAS\PFAS.pro\CurveDB\C18_537_Q6_09-01-21.cdb 01 Sep 2021 14:21:40

Name: 210902Q1-67, Date: 02-Sep-2021, Time: 22:54:44, ID: ST210902Q1-4 PFC CS-1 21H3104, Description: PFC CS-1 21H3104

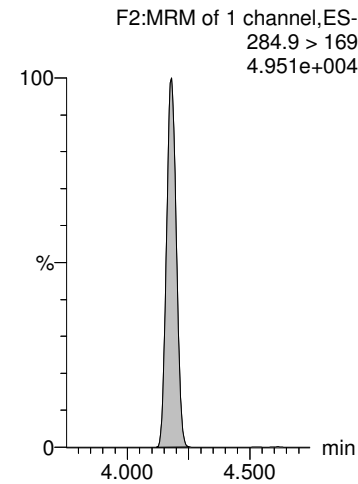
PFBS



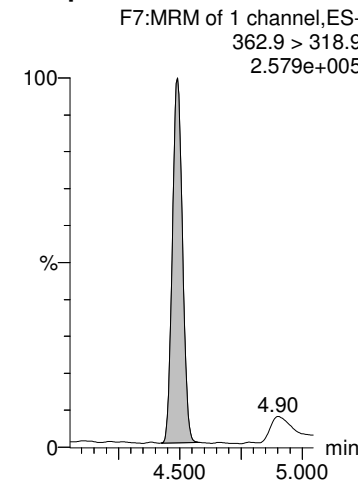
PFHxA



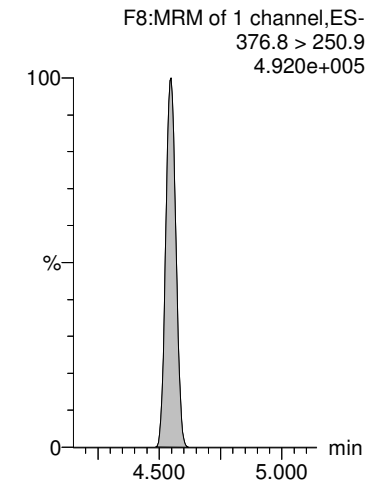
HFPO-DA



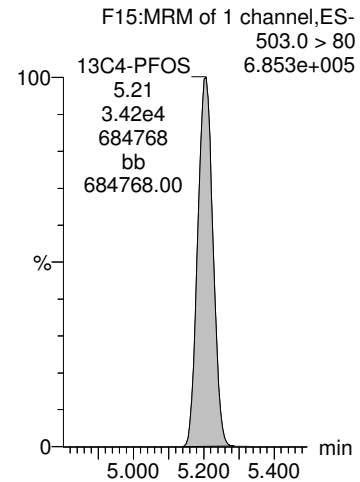
PFHpA



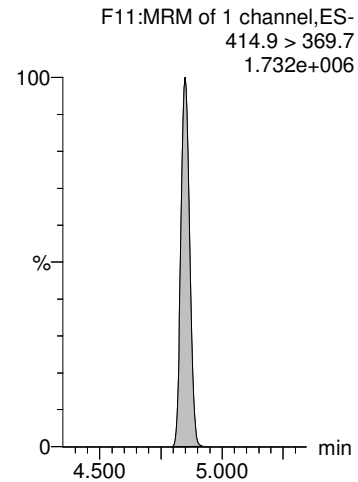
ADONA



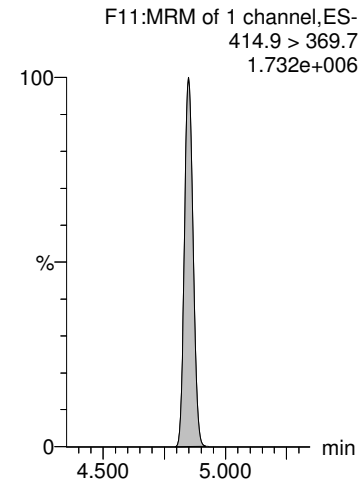
13C4-PFOS



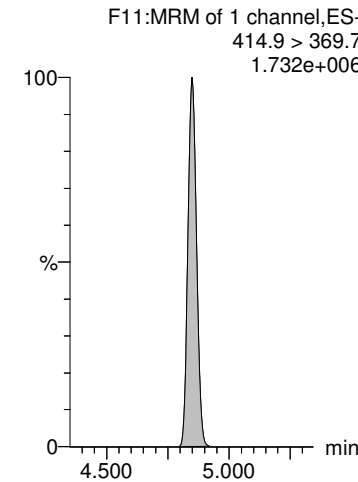
13C2-PFOA



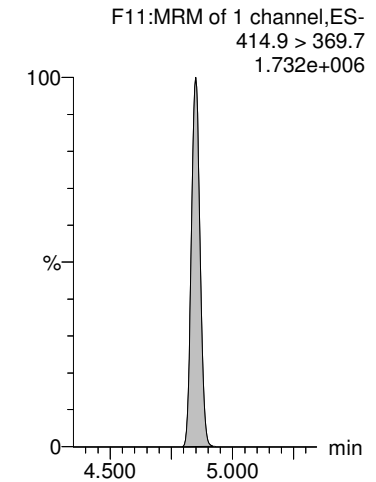
13C2-PFOA



13C2-PFOA



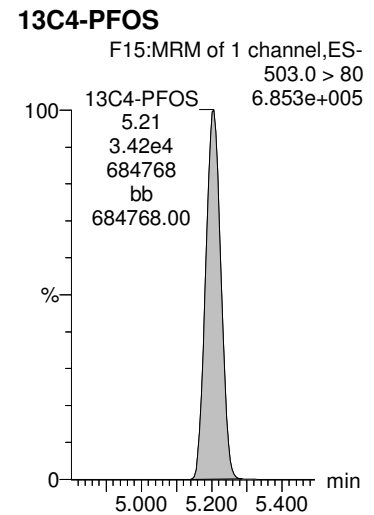
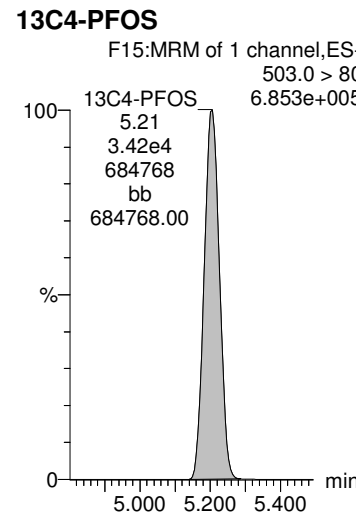
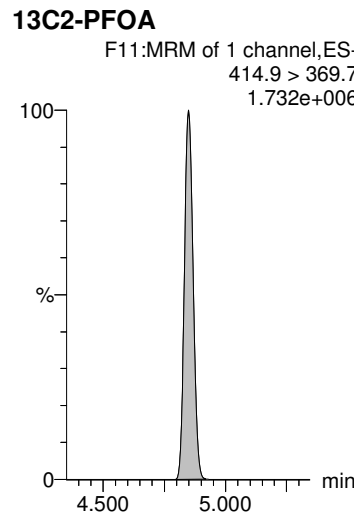
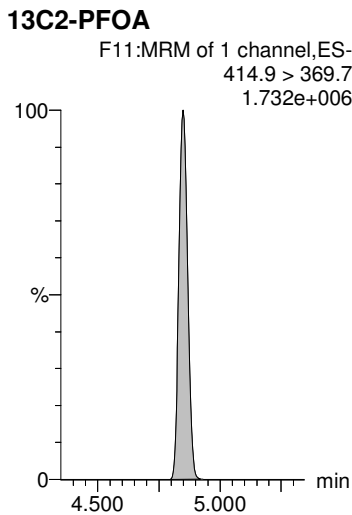
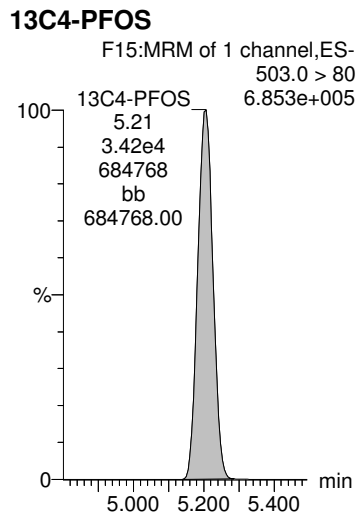
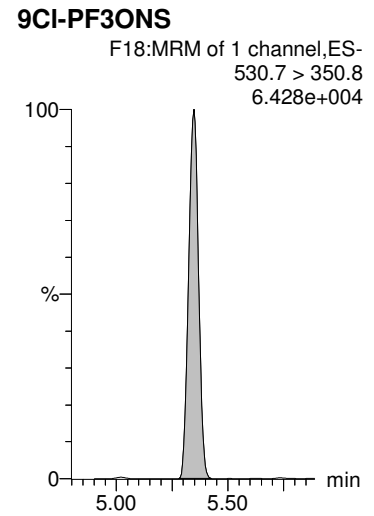
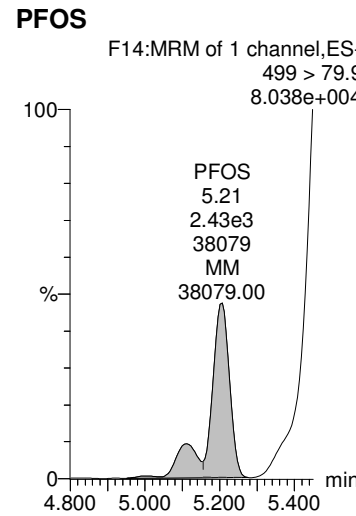
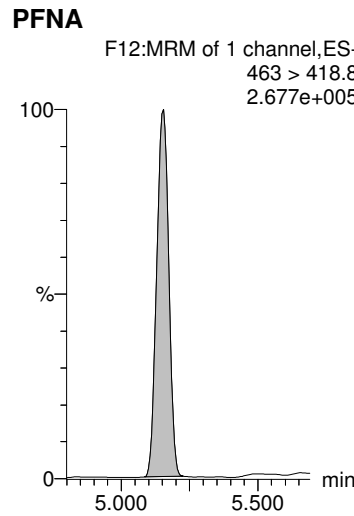
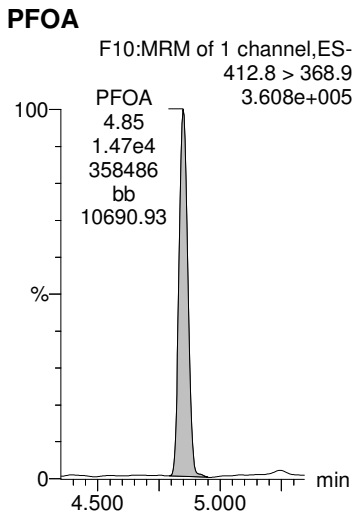
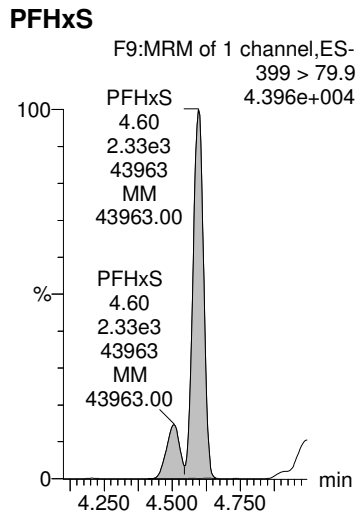
13C2-PFOA



Dataset: Q:\PFAS\PFAS.PRO\Results\2021Q\SEP21\210902Q1\210902Q1-67.qld

Last Altered: Friday, September 03, 2021 09:30:38 Pacific Daylight Time
Printed: Friday, September 03, 2021 09:31:10 Pacific Daylight Time

Name: 210902Q1-67, Date: 02-Sep-2021, Time: 22:54:44, ID: ST210902Q1-4 PFC CS-1 21H3104, Description: PFC CS-1 21H3104



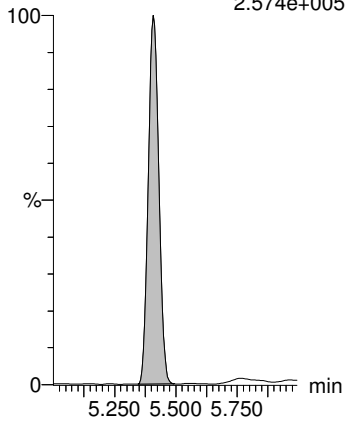
Dataset: Q:\PFAS\PFAS.PRO\Results\2021Q\SEP21\210902Q1\210902Q1-67.qld

Last Altered: Friday, September 03, 2021 09:30:38 Pacific Daylight Time
Printed: Friday, September 03, 2021 09:31:10 Pacific Daylight Time

Name: 210902Q1-67, Date: 02-Sep-2021, Time: 22:54:44, ID: ST210902Q1-4 PFC CS-1 21H3104, Description: PFC CS-1 21H3104

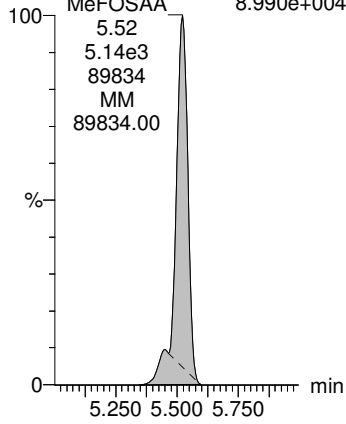
PFDA

F16:MRM of 1 channel,ES-
513 > 468.8
2.574e+005



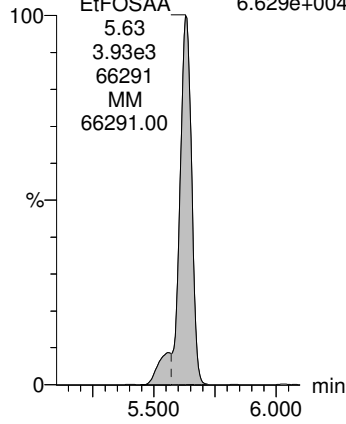
MeFOSAA

F20:MRM of 1 channel,ES-
570.0 > 419.0
8.990e+004



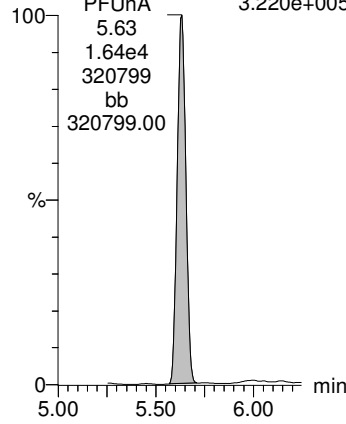
EtFOSAA

F22:MRM of 1 channel,ES-
584.1 > 419.0
6.629e+004



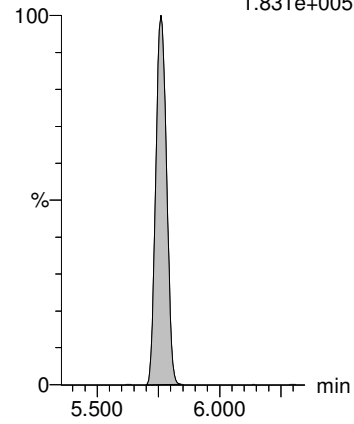
PFUnA

F19:MRM of 1 channel,ES-
563 > 518.9
3.220e+005



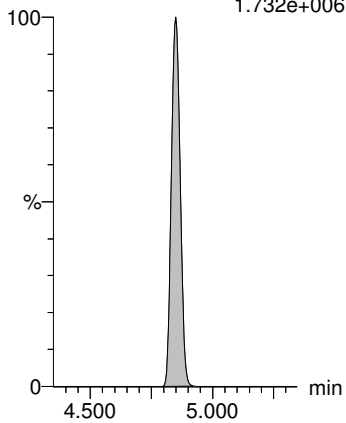
11CI-PF3OUdS

F25:MRM of 1 channel,ES-
630.8 > 450.8
1.831e+005



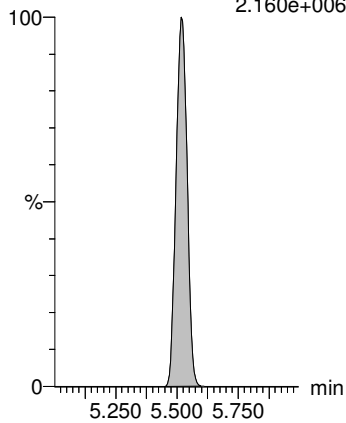
13C2-PFOA

F11:MRM of 1 channel,ES-
414.9 > 369.7
1.732e+006



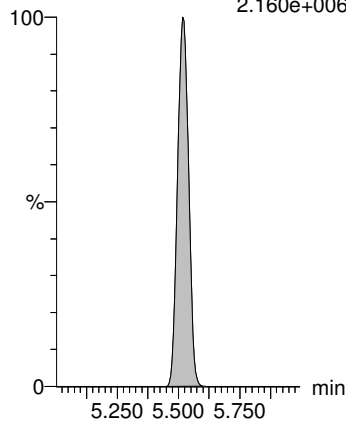
d3-N-MeFOSAA

F21:MRM of 1 channel,ES-
573.3 > 419.0
2.160e+006



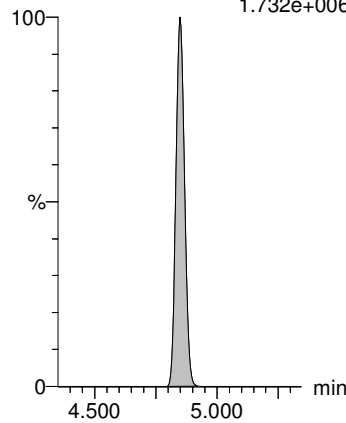
d3-N-MeFOSAA

F21:MRM of 1 channel,ES-
573.3 > 419.0
2.160e+006



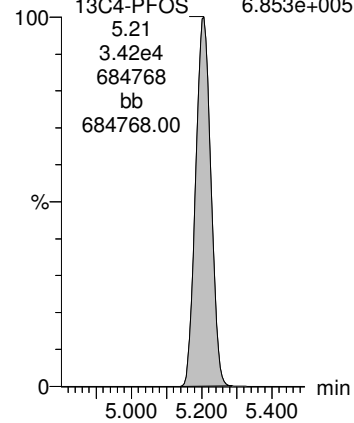
13C2-PFOA

F11:MRM of 1 channel,ES-
414.9 > 369.7
1.732e+006



13C4-PFOS

F15:MRM of 1 channel,ES-
503.0 > 80
6.853e+005



Dataset: Q:\PFAS\PFAS.PRO\Results\2021Q\SEP21\210902Q1\210902Q1-67.qld

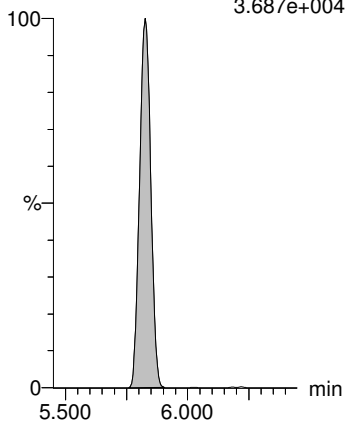
Last Altered: Friday, September 03, 2021 09:30:38 Pacific Daylight Time

Printed: Friday, September 03, 2021 09:31:10 Pacific Daylight Time

Name: 210902Q1-67, Date: 02-Sep-2021, Time: 22:54:44, ID: ST210902Q1-4 PFC CS-1 21H3104, Description: PFC CS-1 21H3104

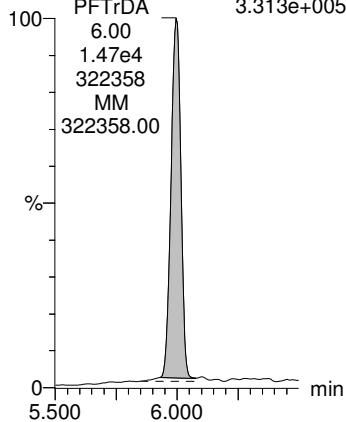
PFD0A

F24:MRM of 1 channel,ES-
612.9 > 318.8
3.687e+004



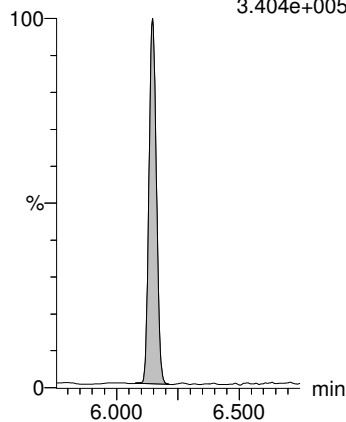
PFTrDA

F26:MRM of 1 channel,ES-
662.9 > 618.9
3.313e+005



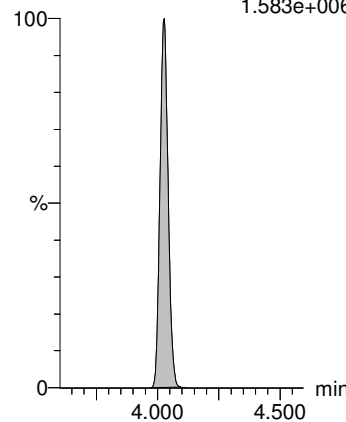
PFTeDA

F27:MRM of 1 channel,ES-
713 > 669
3.404e+005



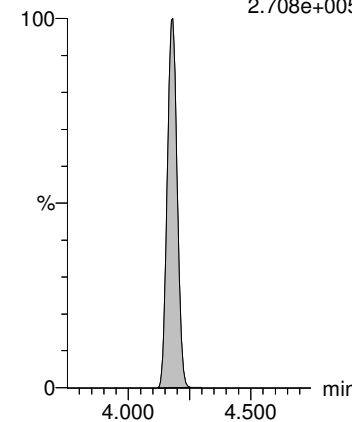
13C2-PFHxA

F6:MRM of 1 channel,ES-
315 > 270.0
1.583e+006



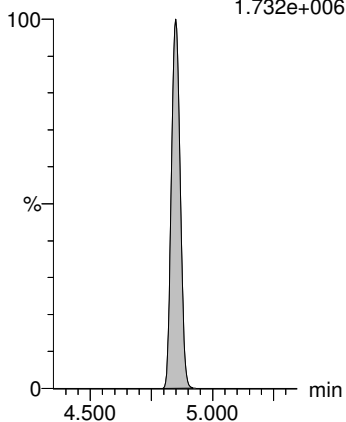
13C3-HFPO-DA

F3:MRM of 1 channel,ES-
287 > 169
2.708e+005



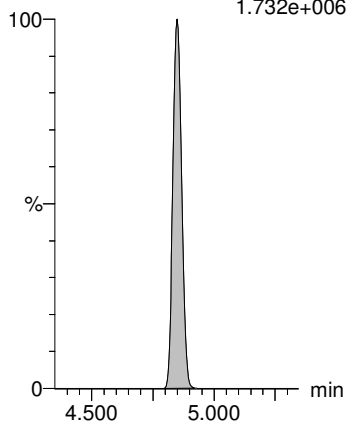
13C2-PFOA

F11:MRM of 1 channel,ES-
414.9 > 369.7
1.732e+006



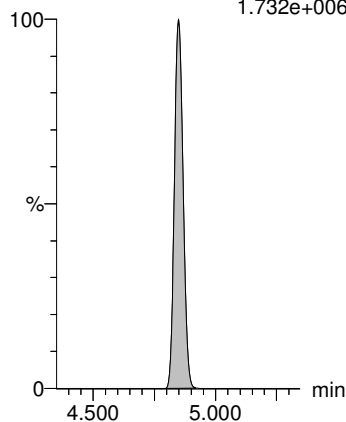
13C2-PFOA

F11:MRM of 1 channel,ES-
414.9 > 369.7
1.732e+006



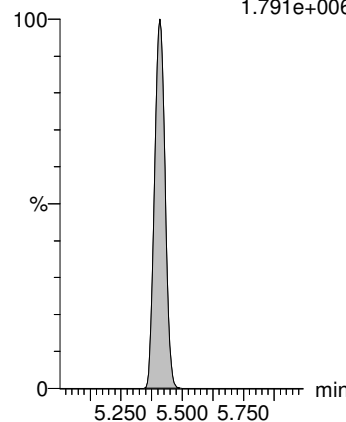
13C2-PFOA

F11:MRM of 1 channel,ES-
414.9 > 369.7
1.732e+006



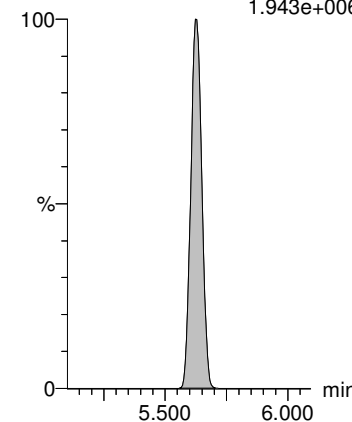
13C2-PFDA

F17:MRM of 1 channel,ES-
515.1 > 469.9
1.791e+006



d5-N-EtFOSAA

F23:MRM of 1 channel,ES-
589.3 > 419.0
1.943e+006



Dataset: Q:\PFAS\PFAS.PRO\Results\2021Q\SEP21\210902Q1\210902Q1-81.qld

Last Altered: Friday, September 03, 2021 09:32:25 Pacific Daylight Time

Printed: Friday, September 03, 2021 09:32:49 Pacific Daylight Time

Method: Q:\PFAS\PFAS.PRO\MethDB\PFAS_DW_L18_090221.mdb 02 Sep 2021 16:01:38

Calibration: Q:\PFAS\PFAS.pro\CurveDB\C18_537_Q6_09-01-21.cdb 01 Sep 2021 14:21:40

Name: 210902Q1-81, Date: 03-Sep-2021, Time: 01:29:36, ID: ST210902Q1-5 PFC CS1 21H3106, Description: PFC CS1 21H3106

	# Name	Trace	Area	IS Area	Wt./Vol.	RRF	Pred.RT	RT	y Axis Resp.	Conc.	%Rec
1	1 PFBS	299 > 80	1.91e4	3.92e4	1.00		3.71	3.72	14.6	9.43	106.5
2	2 PFHxA	313.0 > 269	6.22e4	7.69e4	1.00		4.03	4.03	8.09	9.87	98.7
3	3 HFPO-DA	284.9 > 169	1.26e4	7.69e4	1.00		4.18	4.18	1.64	11.3	112.7
4	4 PFHpA	362.9 > 318.9	6.84e4	7.69e4	1.00		4.49	4.49	8.90	10.5	104.8
5	5 ADONA	376.8 > 250.9	1.23e5	7.69e4	1.00		4.55	4.55	16.0	9.45	100.0
6	6 PFOA	412.8 > 368.9	7.49e4	7.69e4	1.00		4.85	4.85	9.75	10.1	101.1
7	7 PFHxS	399 > 79.9	1.22e4	3.92e4	1.00		4.59	4.60	9.37	8.92	98.0
8	8 PFNA	463 > 418.8	7.49e4	7.69e4	1.00		5.16	5.15	9.75	9.17	91.7
9	9 PFOS	499 > 79.9	1.24e4	3.92e4	1.00		5.20	5.21	9.49	8.92	96.4
10	10 9CI-PF3ONS	530.7 > 350.8	1.78e4	3.92e4	1.00		5.35	5.35	13.7	9.68	104.1
11	11 PFDA	513 > 468.8	6.68e4	7.69e4	1.00		5.41	5.41	8.69	8.33	83.3
12	12 MeFOSAA	570.0 > 419.0	2.74e4	1.18e5	1.00		5.52	5.52	9.31	9.83	98.3
13	13 EtFOSAA	584.1 > 419.0	2.08e4	1.18e5	1.00		5.63	5.63	7.08	8.92	89.2
14	14 PFUnA	563 > 518.9	9.10e4	7.69e4	1.00		5.63	5.63	11.8	9.11	91.1
15	15 PFDoA	612.9 > 318.8	1.06e4	7.69e4	1.00		5.83	5.83	1.38	8.45	84.5
16	16 PFTTrDA	662.9 > 618.9	8.06e4	7.69e4	1.00		6.00	6.00	10.5	8.92	89.2
17	17 11CI-PF3OUdS	630.8 > 450.8	4.98e4	3.92e4	1.00		5.77	5.76	38.1	9.45	100.6
18	18 PFTeDA	713 > 669	5.93e4	7.69e4	1.00		6.15	6.15	7.72	8.99	89.9
19	19 13C2-PFHxA	315 > 270.0	6.69e4	7.69e4	1.00	0.871	3.99	4.03	8.71	10.0	100.0
20	20 13C3-HFPO-DA	287 > 169	1.37e4	7.69e4	1.00	0.159	4.18	4.18	1.78	11.2	112.3
21	21 13C2-PFDA	515.1 > 469.9	8.97e4	7.69e4	1.00	1.388	5.41	5.41	11.7	8.41	84.1
22	22 d5-N-EtFOSAA	589.3 > 419.0	1.03e5	1.18e5	1.00	0.942	5.63	5.62	35.2	37.3	93.3
23	23 13C2-PFOA	414.9 > 369.7	7.69e4	7.69e4	1.00	1.000	4.85	4.85	10.0	10.0	100.0
24	24 13C4-PFOS	503.0 > 80	3.92e4	3.92e4	1.00	1.000	5.21	5.20	30.0	30.0	100.0
25	25 d3-N-MeFOSAA	573.3 > 419.0	1.18e5	1.18e5	1.00	1.000	5.52	5.52	40.0	40.0	100.0

Dataset: Q:\PFAS\PFAS.PRO\Results\2021Q\SEP21\210902Q1\210902Q1-81.qld

Last Altered: Friday, September 03, 2021 09:32:25 Pacific Daylight Time

Printed: Friday, September 03, 2021 09:32:49 Pacific Daylight Time

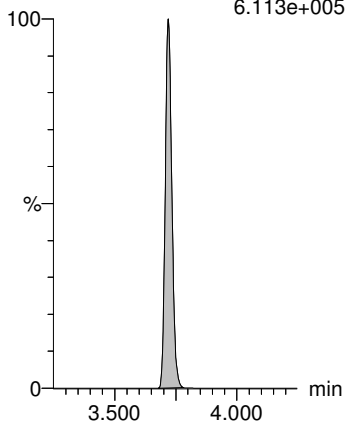
Method: Q:\PFAS\PFAS.PRO\MethDB\PFAS_DW_L18_090221.mdb 02 Sep 2021 16:01:38

Calibration: Q:\PFAS\PFAS.pro\CurveDB\C18_537_Q6_09-01-21.cdb 01 Sep 2021 14:21:40

Name: 210902Q1-81, Date: 03-Sep-2021, Time: 01:29:36, ID: ST210902Q1-5 PFC CS1 21H3106, Description: PFC CS1 21H3106

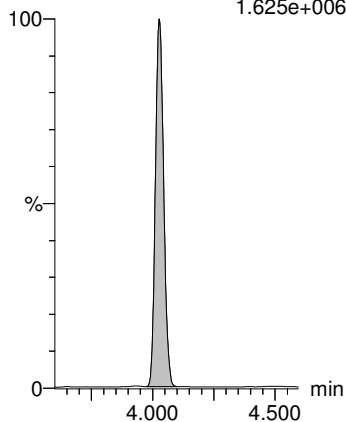
PFBS

F4:MRM of 1 channel,ES-
299 > 80
6.113e+005



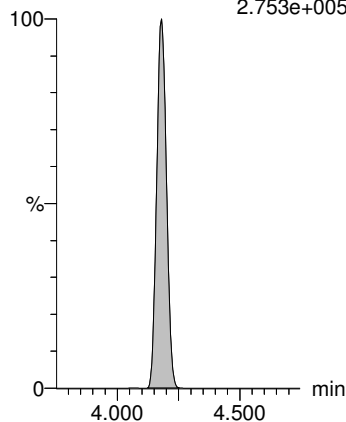
PFHxA

F5:MRM of 1 channel,ES-
313.0 > 269
1.625e+006



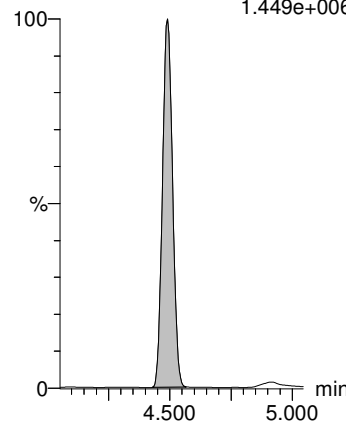
HFPO-DA

F2:MRM of 1 channel,ES-
284.9 > 169
2.753e+005



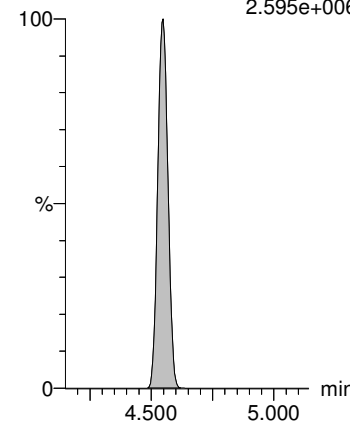
PFHpA

F7:MRM of 1 channel,ES-
362.9 > 318.9
1.449e+006



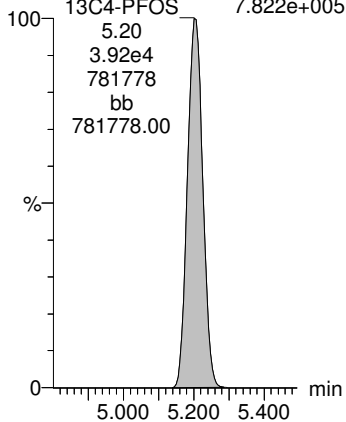
ADONA

F8:MRM of 1 channel,ES-
376.8 > 250.9
2.595e+006



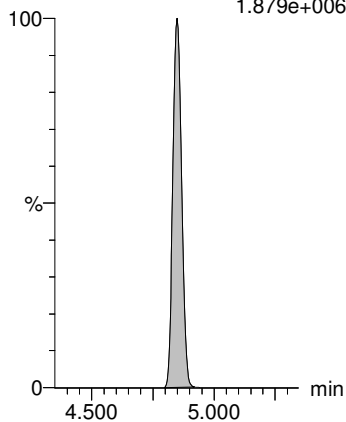
13C4-PFOS

F15:MRM of 1 channel,ES-
503.0 > 80
7.822e+005



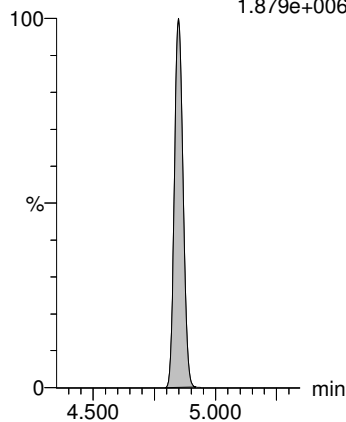
13C2-PFOA

F11:MRM of 1 channel,ES-
414.9 > 369.7
1.879e+006



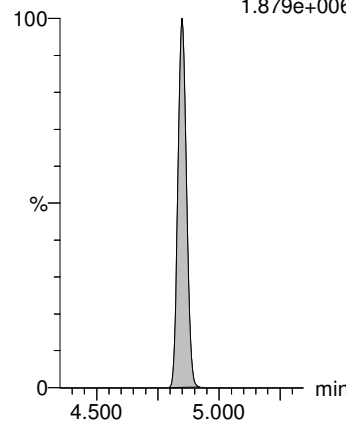
13C2-PFOA

F11:MRM of 1 channel,ES-
414.9 > 369.7
1.879e+006



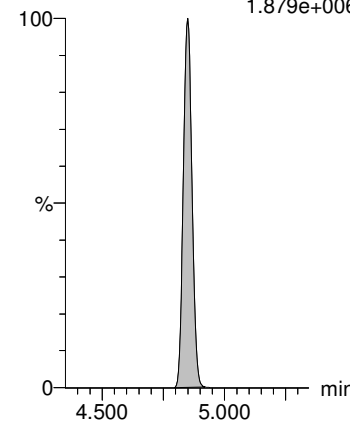
13C2-PFOA

F11:MRM of 1 channel,ES-
414.9 > 369.7
1.879e+006



13C2-PFOA

F11:MRM of 1 channel,ES-
414.9 > 369.7
1.879e+006



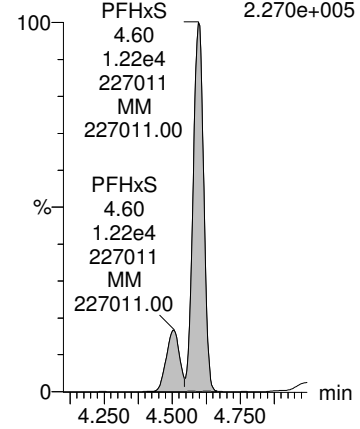
Dataset: Q:\PFAS\PFAS.PRO\Results\2021Q\SEP21\210902Q1\210902Q1-81.qld

Last Altered: Friday, September 03, 2021 09:32:25 Pacific Daylight Time
Printed: Friday, September 03, 2021 09:32:49 Pacific Daylight Time

Name: 210902Q1-81, Date: 03-Sep-2021, Time: 01:29:36, ID: ST210902Q1-5 PFC CS1 21H3106, Description: PFC CS1 21H3106

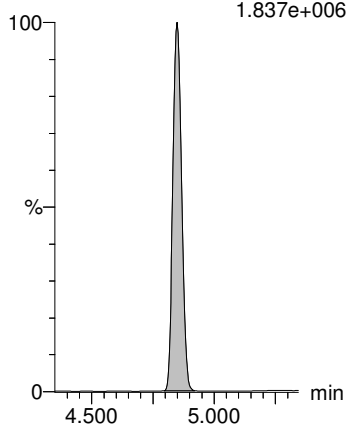
PFHxS

F9:MRM of 1 channel,ES-
399 > 79.9
2.270e+005



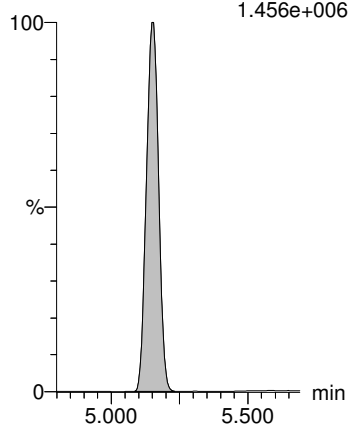
PFOA

F10:MRM of 1 channel,ES-
412.8 > 368.9
1.837e+006



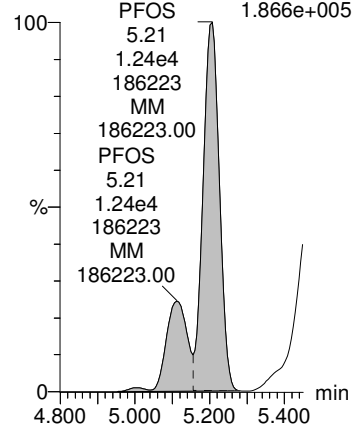
PFNA

F12:MRM of 1 channel,ES-
463 > 418.8
1.456e+006



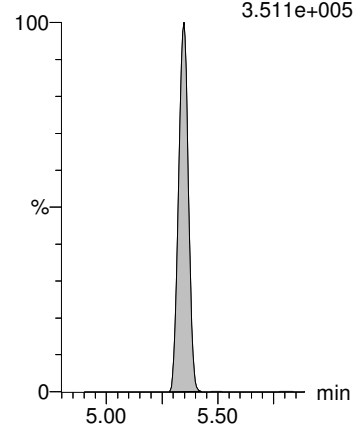
PFOS

F14:MRM of 1 channel,ES-
499 > 79.9
1.866e+005



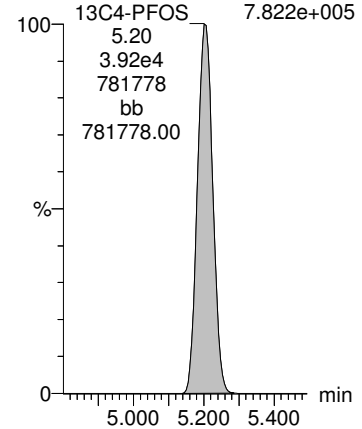
9CI-PF3ONS

F18:MRM of 1 channel,ES-
530.7 > 350.8
3.511e+005



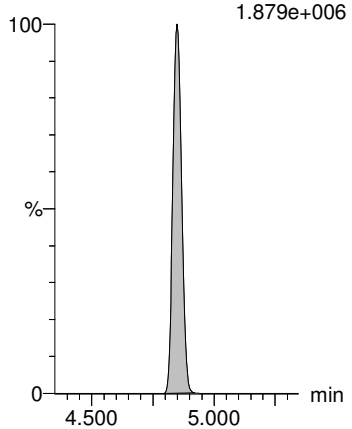
13C4-PFOS

F15:MRM of 1 channel,ES-
503.0 > 80
7.822e+005



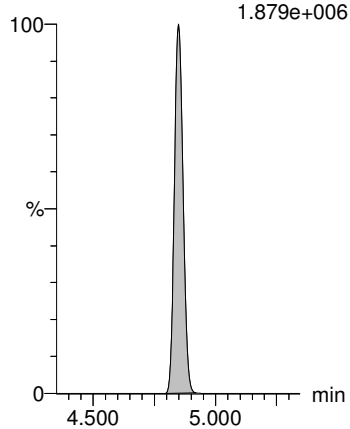
13C2-PFOA

F11:MRM of 1 channel,ES-
414.9 > 369.7
1.879e+006



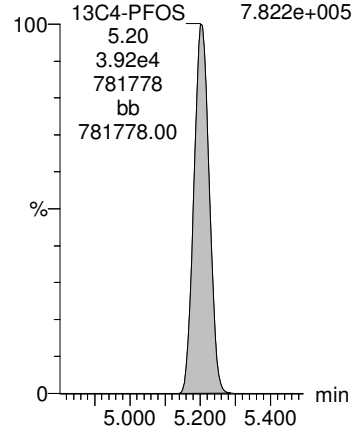
13C2-PFOA

F11:MRM of 1 channel,ES-
414.9 > 369.7
1.879e+006



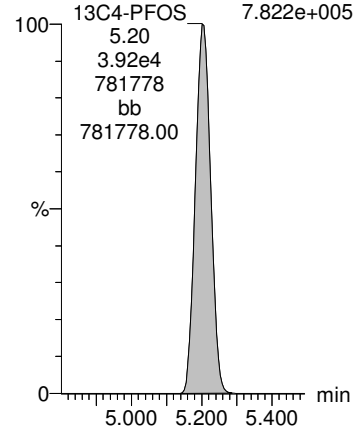
13C4-PFOS

F15:MRM of 1 channel,ES-
503.0 > 80
7.822e+005



13C4-PFOS

F15:MRM of 1 channel,ES-
503.0 > 80
7.822e+005



Dataset: Q:\PFAS\PFAS.PRO\Results\2021Q\SEP21\210902Q1\210902Q1-81.qld

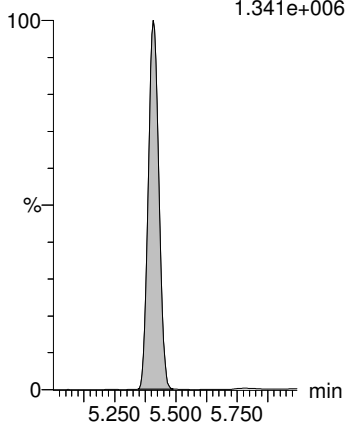
Last Altered: Friday, September 03, 2021 09:32:25 Pacific Daylight Time

Printed: Friday, September 03, 2021 09:32:49 Pacific Daylight Time

Name: 210902Q1-81, Date: 03-Sep-2021, Time: 01:29:36, ID: ST210902Q1-5 PFC CS1 21H3106, Description: PFC CS1 21H3106

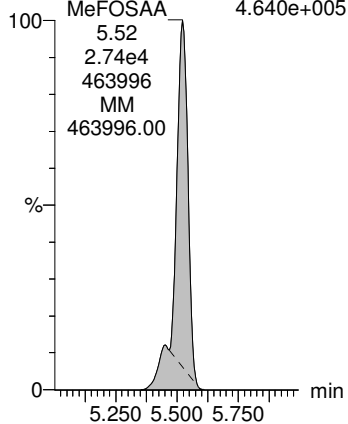
PFDA

F16:MRM of 1 channel,ES-
513 > 468.8
1.341e+006



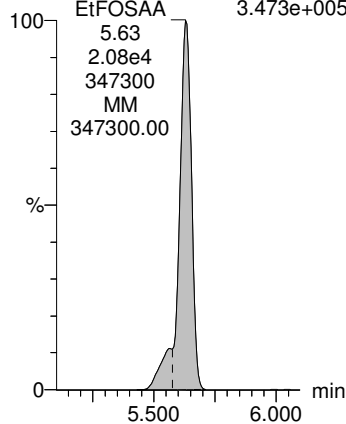
MeFOSAA

F20:MRM of 1 channel,ES-
570.0 > 419.0
4.640e+005



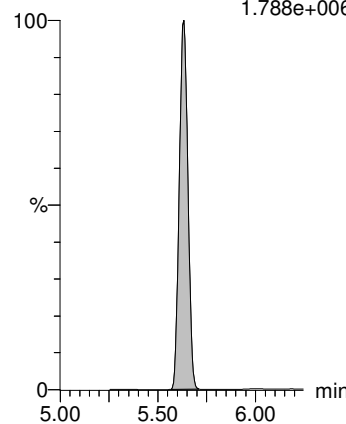
EtFOSAA

F22:MRM of 1 channel,ES-
584.1 > 419.0
3.473e+005



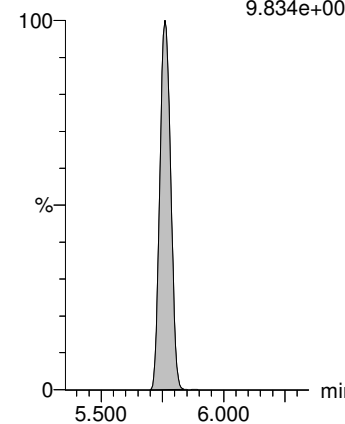
PFUnA

F19:MRM of 1 channel,ES-
563 > 518.9
1.788e+006



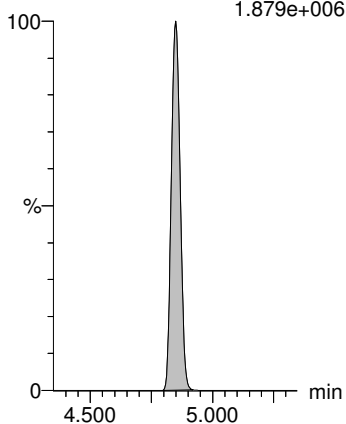
11CI-PF3OUdS

F25:MRM of 1 channel,ES-
630.8 > 450.8
9.834e+005



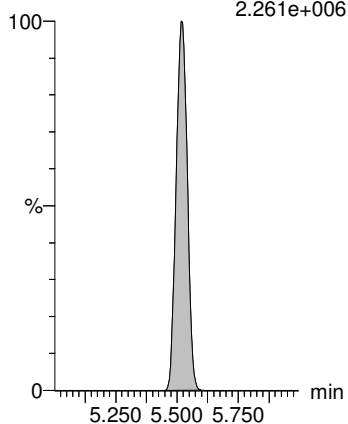
13C2-PFOA

F11:MRM of 1 channel,ES-
414.9 > 369.7
1.879e+006



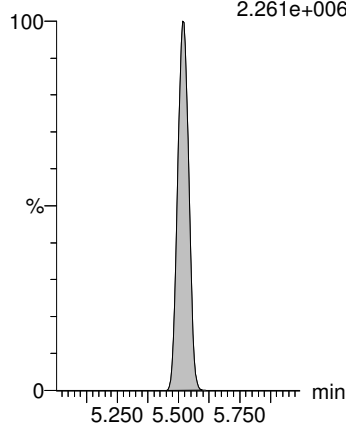
d3-N-MeFOSAA

F21:MRM of 1 channel,ES-
573.3 > 419.0
2.261e+006



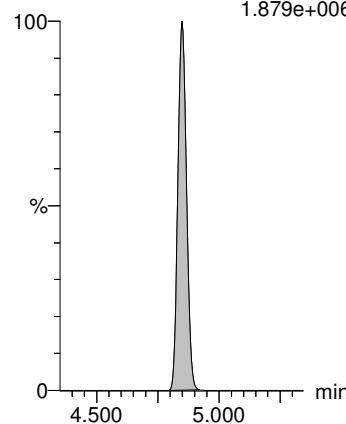
d3-N-MeFOSAA

F21:MRM of 1 channel,ES-
573.3 > 419.0
2.261e+006



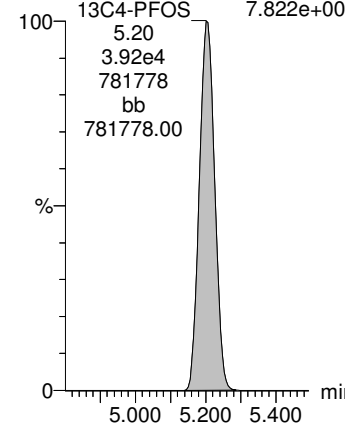
13C2-PFOA

F11:MRM of 1 channel,ES-
414.9 > 369.7
1.879e+006



13C4-PFOS

F15:MRM of 1 channel,ES-
503.0 > 80
7.822e+005



Dataset: Q:\PFAS\PFAS.PRO\Results\2021Q\SEP21\210902Q1\210902Q1-81.qld

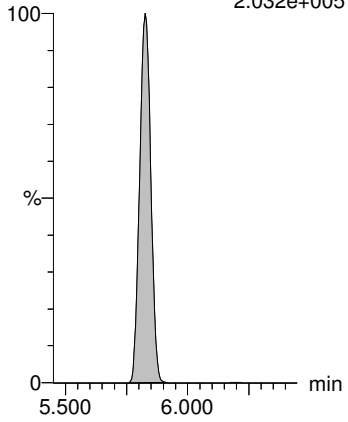
Last Altered: Friday, September 03, 2021 09:32:25 Pacific Daylight Time

Printed: Friday, September 03, 2021 09:32:49 Pacific Daylight Time

Name: 210902Q1-81, Date: 03-Sep-2021, Time: 01:29:36, ID: ST210902Q1-5 PFC CS1 21H3106, Description: PFC CS1 21H3106

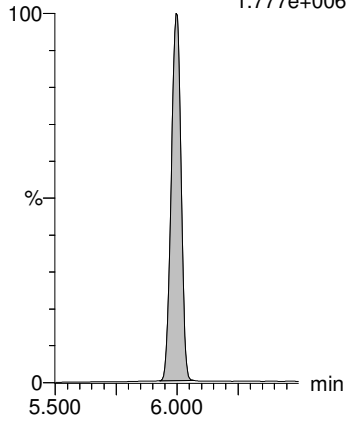
PFD0A

F24:MRM of 1 channel,ES-
612.9 > 318.8
2.032e+005



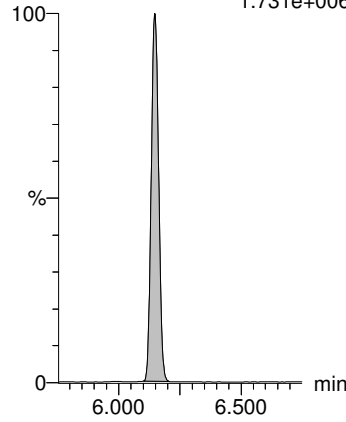
PFTrDA

F26:MRM of 1 channel,ES-
662.9 > 618.9
1.777e+006



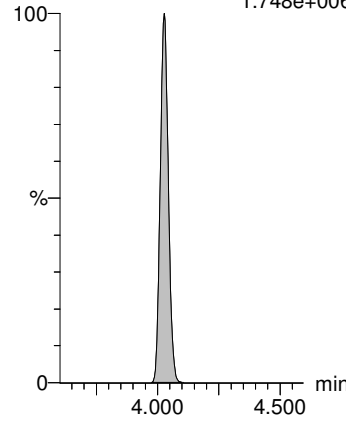
PFTeDA

F27:MRM of 1 channel,ES-
713 > 669
1.731e+006



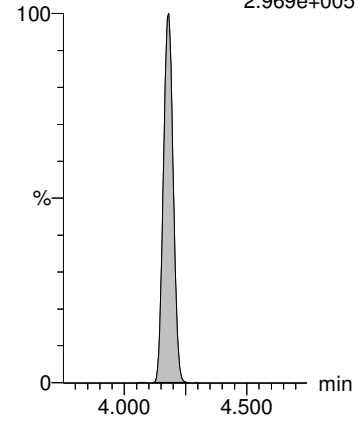
13C2-PFHxA

F6:MRM of 1 channel,ES-
315 > 270.0
1.748e+006



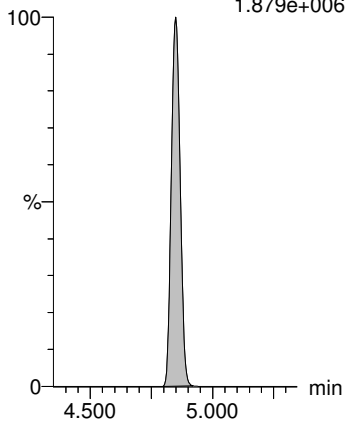
13C3-HFPO-DA

F3:MRM of 1 channel,ES-
287 > 169
2.969e+005



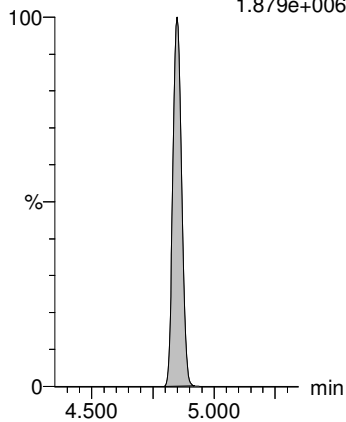
13C2-PFOA

F11:MRM of 1 channel,ES-
414.9 > 369.7
1.879e+006



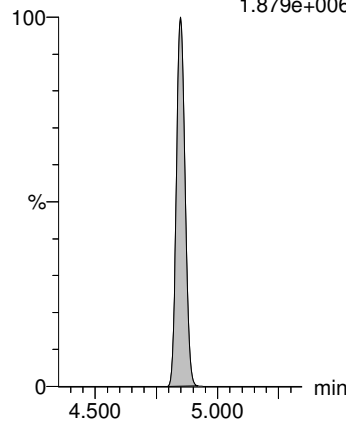
13C2-PFOA

F11:MRM of 1 channel,ES-
414.9 > 369.7
1.879e+006



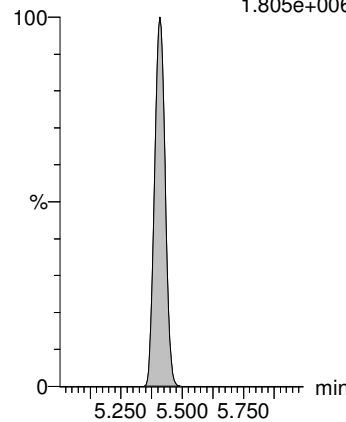
13C2-PFOA

F11:MRM of 1 channel,ES-
414.9 > 369.7
1.879e+006



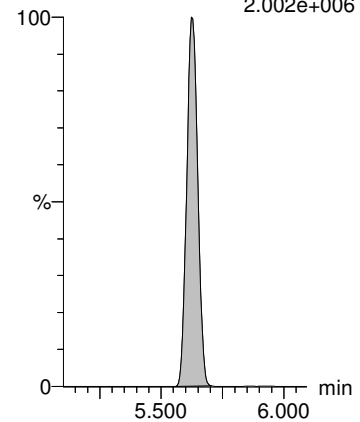
13C2-PFDA

F17:MRM of 1 channel,ES-
515.1 > 469.9
1.805e+006



d5-N-EtFOSAA

F23:MRM of 1 channel,ES-
589.3 > 419.0
2.002e+006



INITIAL CALIBRATION (ICAL)
INCLUDING ASSOCIATED
INITIAL CALIBRATION VERIFICATION (ICV)

Dataset: Q:\PFAS\PFAS.PRO\Results\2021Q\SEP21\210901Q1\210901Q1-CRV.qld

LOW POINT:
 PFHXS: 0.456
 PFOS : 0.464

Last Altered: Wednesday, September 01, 2021 14:22:41 Pacific Daylight Time
 Printed: Wednesday, September 01, 2021 14:34:43 Pacific Daylight Time

Method: Q:\PFAS\PFAS.PRO\MethDB\PFAS_DW_L18_090121.mdb 01 Sep 2021 14:22:40
 Calibration: Q:\PFAS\PFAS.PRO\CurveDB\C18_537_Q6_09-01-21.cdb 01 Sep 2021 14:21:40

Compound name: PFBS

Coefficient of Determination: R² = 0.998442

Calibration curve: 1.54867 * x

Response type: Internal Std (Ref 24), Area * (IS Conc. / IS Area)

Curve type: Linear, Origin: Force, Weighting: 1/x, Axis trans: None

	# Name	Type	Std. Conc	RT	Area	IS Area	Response	Conc.	%Dev	Conc. Flag	CoD	CoD Flag	x=excluded
1	1 210901Q1-06	Standard	0.222	3.67	588.204	35930.184	0.491	0.32	42.8	NO	0.998	NO	bb
2	2 210901Q1-07	Standard	0.444	3.67	927.674	36174.234	0.769	0.50	11.9	NO	0.998	NO	bb
3	3 210901Q1-08	Standard	0.888	3.67	1745.658	34927.297	1.499	0.97	9.0	NO	0.998	NO	bb
4	4 210901Q1-09	Standard	1.780	3.67	3594.530	37900.988	2.845	1.84	3.2	NO	0.998	NO	bb
5	5 210901Q1-10	Standard	4.440	3.67	8766.280	38459.508	6.838	4.42	-0.6	NO	0.998	NO	bb
6	6 210901Q1-11	Standard	8.850	3.67	17462.660	38942.281	13.453	8.69	-1.8	NO	0.998	NO	bb
7	7 210901Q1-12	Standard	22.100	3.67	42211.297	37528.613	33.743	21.79	-1.4	NO	0.998	NO	bb
8	8 210901Q1-13	Standard	44.200	3.67	87034.906	38457.914	67.894	43.84	-0.8	NO	0.998	NO	bb
9	9 210901Q1-14	Standard	66.400	3.67	126403.242	38638.965	98.142	63.37	-4.6	NO	0.998	NO	bb
10	10 210901Q1-15	Standard	88.500	3.67	170442.594	35848.488	142.636	92.10	4.1	NO	0.998	NO	bb

Compound name: PFHxA

Coefficient of Determination: R² = 0.999122

Calibration curve: 0.819921 * x

Response type: Internal Std (Ref 23), Area * (IS Conc. / IS Area)

Curve type: Linear, Origin: Force, Weighting: 1/x, Axis trans: None

	# Name	Type	Std. Conc	RT	Area	IS Area	Response	Conc.	%Dev	Conc. Flag	CoD	CoD Flag	x=excluded
1	1 210901Q1-06	Standard	0.250	3.96	1950.280	65495.148	0.298	0.36	45.3	NO	0.999	NO	MM
2	2 210901Q1-07	Standard	0.500	3.96	2751.851	65697.461	0.419	0.51	2.2	NO	0.999	NO	MM
3	3 210901Q1-08	Standard	1.000	3.96	5539.369	64027.191	0.865	1.06	5.5	NO	0.999	NO	bb
4	4 210901Q1-09	Standard	2.000	3.96	11520.627	69106.000	1.667	2.03	1.7	NO	0.999	NO	bb
5	5 210901Q1-10	Standard	5.000	3.96	27830.750	67001.180	4.154	5.07	1.3	NO	0.999	NO	bb
6	6 210901Q1-11	Standard	10.000	3.96	54865.289	65834.734	8.334	10.16	1.6	NO	0.999	NO	bb
7	7 210901Q1-12	Standard	25.000	3.96	135237.203	68622.203	19.707	24.04	-3.9	NO	0.999	NO	bb
8	8 210901Q1-13	Standard	50.000	3.96	274678.469	64777.832	42.403	51.72	3.4	NO	0.999	NO	bb
9	9 210901Q1-14	Standard	75.000	3.96	412309.875	66078.258	62.397	76.10	1.5	NO	0.999	NO	bb
10	10 210901Q1-15	Standard	100.000	3.96	526073.938	65669.305	80.110	97.70	-2.3	NO	0.999	NO	bb

Dataset: Q:\PFAS\PFAS.PRO\Results\2021Q\SEP21\210901Q1\210901Q1-CRV.qld

Last Altered: Wednesday, September 01, 2021 14:22:41 Pacific Daylight Time
 Printed: Wednesday, September 01, 2021 14:34:43 Pacific Daylight Time

Compound name: HFPO-DA

Coefficient of Determination: $R^2 = 0.999103$

Calibration curve: $0.145894 * x$

Response type: Internal Std (Ref 23), Area * (IS Conc. / IS Area)

Curve type: Linear, Origin: Force, Weighting: 1/x, Axis trans: None

	# Name	Type	Std. Conc	RT	Area	IS Area	Response	Conc.	%Dev	Conc. Flag	CoD	CoD Flag	x=excluded
1	1 210901Q1-06	Standard	0.250	4.12	330.727	65495.148	0.050	0.35	38.4	NO	0.999	NO	bb
2	2 210901Q1-07	Standard	0.500	4.12	493.337	65697.461	0.075	0.51	2.9	NO	0.999	NO	bb
3	3 210901Q1-08	Standard	1.000	4.12	871.897	64027.191	0.136	0.93	-6.7	NO	0.999	NO	bb
4	4 210901Q1-09	Standard	2.000	4.12	1930.044	69106.000	0.279	1.91	-4.3	NO	0.999	NO	bb
5	5 210901Q1-10	Standard	5.000	4.12	4892.375	67001.180	0.730	5.00	0.1	NO	0.999	NO	bb
6	6 210901Q1-11	Standard	10.000	4.12	9473.354	65834.734	1.439	9.86	-1.4	NO	0.999	NO	bb
7	7 210901Q1-12	Standard	25.000	4.12	23159.793	68622.203	3.375	23.13	-7.5	NO	0.999	NO	bb
8	8 210901Q1-13	Standard	50.000	4.12	48233.992	64777.832	7.446	51.04	2.1	NO	0.999	NO	bb
9	9 210901Q1-14	Standard	75.000	4.12	73493.945	66078.258	11.122	76.24	1.6	NO	0.999	NO	bb
10	10 210901Q1-15	Standard	100.000	4.12	95584.406	65669.305	14.555	99.77	-0.2	NO	0.999	NO	bb

Compound name: PFHpA

Coefficient of Determination: $R^2 = 0.998932$

Calibration curve: $-4.92787e-005 * x^2 + 0.850291 * x$

Response type: Internal Std (Ref 23), Area * (IS Conc. / IS Area)

Curve type: 2nd Order, Origin: Force, Weighting: 1/x, Axis trans: None

	# Name	Type	Std. Conc	RT	Area	IS Area	Response	Conc.	%Dev	Conc. Flag	CoD	CoD Flag	x=excluded
1	1 210901Q1-06	Standard	0.250	4.44	1611.956	65495.148	0.246	0.29	15.8	NO	0.999	NO	MM
2	2 210901Q1-07	Standard	0.500	4.44	2889.604	65697.461	0.440	0.52	3.5	NO	0.999	NO	MM
3	3 210901Q1-08	Standard	1.000	4.44	5219.261	64027.191	0.815	0.96	-4.1	NO	0.999	NO	bb
4	4 210901Q1-09	Standard	2.000	4.44	11875.851	69106.000	1.718	2.02	1.1	NO	0.999	NO	bb
5	5 210901Q1-10	Standard	5.000	4.44	28749.477	67001.180	4.291	5.05	1.0	NO	0.999	NO	bb
6	6 210901Q1-11	Standard	10.000	4.44	59263.512	65834.734	9.002	10.59	5.9	NO	0.999	NO	bb
7	7 210901Q1-12	Standard	25.000	4.44	137456.359	68622.203	20.031	23.59	-5.6	NO	0.999	NO	bb
8	8 210901Q1-13	Standard	50.000	4.44	285385.844	64777.832	44.056	51.97	3.9	NO	0.999	NO	bb
9	9 210901Q1-14	Standard	75.000	4.44	407431.594	66078.258	61.659	72.82	-2.9	NO	0.999	NO	bb
10	10 210901Q1-15	Standard	100.000	4.44	560336.563	65669.305	85.327	100.94	0.9	NO	0.999	NO	bb

Dataset: Q:\PFAS\PFAS.PRO\Results\2021Q\SEP21\210901Q1\210901Q1-CRV.qld

Last Altered: Wednesday, September 01, 2021 14:22:41 Pacific Daylight Time
 Printed: Wednesday, September 01, 2021 14:34:43 Pacific Daylight Time

Compound name: ADONA

Coefficient of Determination: $R^2 = 0.999462$

Calibration curve: $1.6971 * x$

Response type: Internal Std (Ref 23), Area * (IS Conc. / IS Area)

Curve type: Linear, Origin: Force, Weighting: 1/x, Axis trans: None

	# Name	Type	Std. Conc	RT	Area	IS Area	Response	Conc.	%Dev	Conc. Flag	CoD	CoD Flag	x=excluded
1	1 210901Q1-06	Standard	0.236	4.50	3197.662	65495.148	0.488	0.29	21.9	NO	0.999	NO	bb
2	2 210901Q1-07	Standard	0.472	4.50	5257.273	65697.461	0.800	0.47	-0.1	NO	0.999	NO	bb
3	3 210901Q1-08	Standard	0.944	4.50	10747.443	64027.191	1.679	0.99	4.8	NO	0.999	NO	bb
4	4 210901Q1-09	Standard	1.890	4.50	22024.385	69106.000	3.187	1.88	-0.6	NO	0.999	NO	bb
5	5 210901Q1-10	Standard	4.720	4.50	50840.340	67001.180	7.588	4.47	-5.3	NO	0.999	NO	bb
6	6 210901Q1-11	Standard	9.450	4.50	106340.352	65834.734	16.153	9.52	0.7	NO	0.999	NO	bb
7	7 210901Q1-12	Standard	23.600	4.50	266541.219	68622.203	38.842	22.89	-3.0	NO	0.999	NO	bb
8	8 210901Q1-13	Standard	47.200	4.50	524157.219	64777.832	80.916	47.68	1.0	NO	0.999	NO	bb
9	9 210901Q1-14	Standard	70.900	4.50	816310.875	66078.258	123.537	72.79	2.7	NO	0.999	NO	bb
10	10 210901Q1-15	Standard	94.500	4.50	1035764.813	65669.305	157.724	92.94	-1.7	NO	0.999	NO	bb

Compound name: PFOA

Coefficient of Determination: $R^2 = 0.998999$

Calibration curve: $0.963814 * x$

Response type: Internal Std (Ref 23), Area * (IS Conc. / IS Area)

Curve type: Linear, Origin: Force, Weighting: 1/x, Axis trans: None

	# Name	Type	Std. Conc	RT	Area	IS Area	Response	Conc.	%Dev	Conc. Flag	CoD	CoD Flag	x=excluded
1	1 210901Q1-06	Standard	0.250	4.81	2240.044	65495.148	0.342	0.35	41.9	NO	0.999	NO	MM
2	2 210901Q1-07	Standard	0.500	4.81	3388.885	65697.461	0.516	0.54	7.0	NO	0.999	NO	MM
3	3 210901Q1-08	Standard	1.000	4.81	5968.565	64027.191	0.932	0.97	-3.3	NO	0.999	NO	bb
4	4 210901Q1-09	Standard	2.000	4.81	13292.334	69106.000	1.923	2.00	-0.2	NO	0.999	NO	bb
5	5 210901Q1-10	Standard	5.000	4.81	32252.939	67001.180	4.814	4.99	-0.1	NO	0.999	NO	bb
6	6 210901Q1-11	Standard	10.000	4.81	67221.133	65834.734	10.211	10.59	5.9	NO	0.999	NO	bb
7	7 210901Q1-12	Standard	25.000	4.81	155551.281	68622.203	22.668	23.52	-5.9	NO	0.999	NO	bb
8	8 210901Q1-13	Standard	50.000	4.81	321932.281	64777.832	49.698	51.56	3.1	NO	0.999	NO	bb
9	9 210901Q1-14	Standard	75.000	4.81	483050.125	66078.258	73.103	75.85	1.1	NO	0.999	NO	bb
10	10 210901Q1-15	Standard	100.000	4.81	622668.438	65669.305	94.819	98.38	-1.6	NO	0.999	NO	bb

Dataset: Q:\PFAS\PFAS.PRO\Results\2021Q\SEP21\210901Q1\210901Q1-CRV.qld

Last Altered: Wednesday, September 01, 2021 14:22:41 Pacific Daylight Time
 Printed: Wednesday, September 01, 2021 14:34:43 Pacific Daylight Time

Compound name: PFHxS

Coefficient of Determination: $R^2 = 0.998749$

Calibration curve: $1.05022 * x$

Response type: Internal Std (Ref 24), Area * (IS Conc. / IS Area)

Curve type: Linear, Origin: Force, Weighting: 1/x, Axis trans: None

	# Name	Type	Std. Conc	RT	Area	IS Area	Response	Conc.	%Dev	Conc. Flag	CoD	CoD Flag	x=excluded
1	1 210901Q1-06	Standard	0.228	4.55	467.705	35930.184	0.391	0.37	63.1	NO	0.999	NO	MMX
2	2 210901Q1-07	Standard	0.456	4.55	556.566	36174.234	0.462	0.44	-3.6	NO	0.999	NO	MM
3	3 210901Q1-08	Standard	0.912	4.55	1259.049	34927.297	1.081	1.03	12.9	NO	0.999	NO	MM
4	4 210901Q1-09	Standard	1.820	4.55	2408.072	37900.988	1.906	1.81	-0.3	NO	0.999	NO	MM
5	5 210901Q1-10	Standard	4.560	4.55	5866.408	38459.508	4.576	4.36	-4.4	NO	0.999	NO	MM
6	6 210901Q1-11	Standard	9.100	4.55	11735.835	38942.281	9.041	8.61	-5.4	NO	0.999	NO	MM
7	7 210901Q1-12	Standard	22.800	4.55	29062.496	37528.613	23.232	22.12	-3.0	NO	0.999	NO	MM
8	8 210901Q1-13	Standard	45.500	4.55	59998.391	38457.914	46.803	44.56	-2.1	NO	0.999	NO	MM
9	9 210901Q1-14	Standard	68.200	4.55	90144.695	38638.965	69.990	66.64	-2.3	NO	0.999	NO	MM
10	10 210901Q1-15	Standard	91.000	4.55	118931.703	35848.488	99.529	94.77	4.1	NO	0.999	NO	MM

Compound name: PFNA

Coefficient of Determination: $R^2 = 0.999136$

Calibration curve: $1.06312 * x$

Response type: Internal Std (Ref 23), Area * (IS Conc. / IS Area)

Curve type: Linear, Origin: Force, Weighting: 1/x, Axis trans: None

	# Name	Type	Std. Conc	RT	Area	IS Area	Response	Conc.	%Dev	Conc. Flag	CoD	CoD Flag	x=excluded
1	1 210901Q1-06	Standard	0.250	5.12	2570.045	65495.148	0.392	0.37	47.6	NO	0.999	NO	MM
2	2 210901Q1-07	Standard	0.500	5.12	3409.163	65697.461	0.519	0.49	-2.4	NO	0.999	NO	bb
3	3 210901Q1-08	Standard	1.000	5.12	6970.485	64027.191	1.089	1.02	2.4	NO	0.999	NO	bb
4	4 210901Q1-09	Standard	2.000	5.12	14934.821	69106.000	2.161	2.03	1.6	NO	0.999	NO	bb
5	5 210901Q1-10	Standard	5.000	5.12	36221.242	67001.180	5.406	5.09	1.7	NO	0.999	NO	bb
6	6 210901Q1-11	Standard	10.000	5.12	71250.211	65834.734	10.823	10.18	1.8	NO	0.999	NO	bb
7	7 210901Q1-12	Standard	25.000	5.12	175759.016	68622.203	25.613	24.09	-3.6	NO	0.999	NO	bb
8	8 210901Q1-13	Standard	50.000	5.12	360154.500	64777.832	55.598	52.30	4.6	NO	0.999	NO	bb
9	9 210901Q1-14	Standard	75.000	5.12	521294.219	66078.258	78.890	74.21	-1.1	NO	0.999	NO	bb
10	10 210901Q1-15	Standard	100.000	5.12	690986.375	65669.305	105.222	98.97	-1.0	NO	0.999	NO	bb

Dataset: Q:\PFAS\PFAS.PRO\Results\2021Q\SEP21\210901Q1\210901Q1-CRV.qld

Last Altered: Wednesday, September 01, 2021 14:22:41 Pacific Daylight Time
 Printed: Wednesday, September 01, 2021 14:34:43 Pacific Daylight Time

Compound name: PFOS

Coefficient of Determination: $R^2 = 0.999409$

Calibration curve: $1.06394 * x$

Response type: Internal Std (Ref 24), Area * (IS Conc. / IS Area)

Curve type: Linear, Origin: Force, Weighting: 1/x, Axis trans: None

	# Name	Type	Std. Conc	RT	Area	IS Area	Response	Conc.	%Dev	Conc. Flag	CoD	CoD Flag	x=excluded
1	1 210901Q1-06	Standard	0.232	5.18	454.301	35930.184	0.379	0.36	53.7	NO	0.999	NO	MMX
2	2 210901Q1-07	Standard	0.464	5.18	694.649	36174.234	0.576	0.54	16.7	NO	0.999	NO	MM
3	3 210901Q1-08	Standard	0.928	5.18	1403.960	34927.297	1.206	1.13	22.1	NO	0.999	NO	MM
4	4 210901Q1-09	Standard	1.860	5.18	2716.864	37900.988	2.150	2.02	8.7	NO	0.999	NO	MM
5	5 210901Q1-10	Standard	4.640	5.18	6134.563	38459.508	4.785	4.50	-3.1	NO	0.999	NO	MM
6	6 210901Q1-11	Standard	9.250	5.18	12316.836	38942.281	9.489	8.92	-3.6	NO	0.999	NO	MM
7	7 210901Q1-12	Standard	23.100	5.18	30130.584	37528.613	24.086	22.64	-2.0	NO	0.999	NO	MM
8	8 210901Q1-13	Standard	46.200	5.18	62076.309	38457.914	48.424	45.51	-1.5	NO	0.999	NO	MM
9	9 210901Q1-14	Standard	69.400	5.18	94643.234	38638.965	73.483	69.07	-0.5	NO	0.999	NO	MM
10	10 210901Q1-15	Standard	92.500	5.18	119522.195	35848.488	100.023	94.01	1.6	NO	0.999	NO	MM

Compound name: 9CI-PF3ONS

Coefficient of Determination: $R^2 = 0.998956$

Calibration curve: $1.41024 * x$

Response type: Internal Std (Ref 24), Area * (IS Conc. / IS Area)

Curve type: Linear, Origin: Force, Weighting: 1/x, Axis trans: None

	# Name	Type	Std. Conc	RT	Area	IS Area	Response	Conc.	%Dev	Conc. Flag	CoD	CoD Flag	x=excluded
1	1 210901Q1-06	Standard	0.232	5.32	556.890	35930.184	0.465	0.33	42.1	NO	0.999	NO	bb
2	2 210901Q1-07	Standard	0.464	5.33	781.083	36174.234	0.648	0.46	-1.0	NO	0.999	NO	bb
3	3 210901Q1-08	Standard	0.928	5.33	1579.944	34927.297	1.357	0.96	3.7	NO	0.999	NO	MM
4	4 210901Q1-09	Standard	1.860	5.33	3185.783	37900.988	2.522	1.79	-3.9	NO	0.999	NO	bb
5	5 210901Q1-10	Standard	4.640	5.32	8262.514	38459.508	6.445	4.57	-1.5	NO	0.999	NO	bb
6	6 210901Q1-11	Standard	9.300	5.32	16103.604	38942.281	12.406	8.80	-5.4	NO	0.999	NO	bb
7	7 210901Q1-12	Standard	23.200	5.32	38650.184	37528.613	30.897	21.91	-5.6	NO	0.999	NO	bb
8	8 210901Q1-13	Standard	46.500	5.33	84186.148	38457.914	65.671	46.57	0.1	NO	0.999	NO	bb
9	9 210901Q1-14	Standard	69.800	5.32	124809.961	38638.965	96.905	68.72	-1.6	NO	0.999	NO	bb
10	10 210901Q1-15	Standard	93.000	5.32	161482.109	35848.488	135.137	95.83	3.0	NO	0.999	NO	bb

Dataset: Q:\PFAS\PFAS.PRO\Results\2021Q\SEP21\210901Q1\210901Q1-CRV.qld

Last Altered: Wednesday, September 01, 2021 14:22:41 Pacific Daylight Time
 Printed: Wednesday, September 01, 2021 14:34:43 Pacific Daylight Time

Compound name: PFDA

Coefficient of Determination: $R^2 = 0.999284$
 Calibration curve: $6.44212e-005 * x^2 + 1.04222 * x$
 Response type: Internal Std (Ref 23), Area * (IS Conc. / IS Area)
 Curve type: 2nd Order, Origin: Force, Weighting: 1/x, Axis trans: None

	# Name	Type	Std. Conc	RT	Area	IS Area	Response	Conc.	%Dev	Conc. Flag	CoD	CoD Flag	x=excluded
1	1 210901Q1-06	Standard	0.250	5.38	2231.572	65495.148	0.341	0.33	30.8	NO	0.999	NO	MM
2	2 210901Q1-07	Standard	0.500	5.38	3703.408	65697.461	0.564	0.54	8.2	NO	0.999	NO	bb
3	3 210901Q1-08	Standard	1.000	5.38	6981.707	64027.191	1.090	1.05	4.6	NO	0.999	NO	MM
4	4 210901Q1-09	Standard	2.000	5.38	14267.630	69106.000	2.065	1.98	-1.0	NO	0.999	NO	bb
5	5 210901Q1-10	Standard	5.000	5.38	35305.473	67001.180	5.269	5.05	1.1	NO	0.999	NO	bb
6	6 210901Q1-11	Standard	10.000	5.38	70604.477	65834.734	10.725	10.28	2.8	NO	0.999	NO	bb
7	7 210901Q1-12	Standard	25.000	5.38	171030.688	68622.203	24.924	23.88	-4.5	NO	0.999	NO	bb
8	8 210901Q1-13	Standard	50.000	5.38	335906.000	64777.832	51.855	49.60	-0.8	NO	0.999	NO	bb
9	9 210901Q1-14	Standard	75.000	5.38	535217.875	66078.258	80.998	77.35	3.1	NO	0.999	NO	bb
10	10 210901Q1-15	Standard	100.000	5.38	679566.500	65669.305	103.483	98.69	-1.3	NO	0.999	NO	bb

Compound name: MeFOSAA

Coefficient of Determination: $R^2 = 0.998747$
 Calibration curve: $0.000195163 * x^2 + 0.945068 * x$
 Response type: Internal Std (Ref 25), Area * (IS Conc. / IS Area)
 Curve type: 2nd Order, Origin: Force, Weighting: 1/x, Axis trans: None

	# Name	Type	Std. Conc	RT	Area	IS Area	Response	Conc.	%Dev	Conc. Flag	CoD	CoD Flag	x=excluded
1	1 210901Q1-06	Standard	0.250	5.50	618.028	84262.734	0.293	0.31	24.2	NO	0.999	NO	MM
2	2 210901Q1-07	Standard	0.500	5.50	997.221	89292.836	0.447	0.47	-5.5	NO	0.999	NO	MM
3	3 210901Q1-08	Standard	1.000	5.49	2017.021	82332.609	0.980	1.04	3.7	NO	0.999	NO	MM
4	4 210901Q1-09	Standard	2.000	5.49	4508.080	92925.695	1.941	2.05	2.6	NO	0.999	NO	MM
5	5 210901Q1-10	Standard	5.000	5.50	10120.097	95501.180	4.239	4.48	-10.4	NO	0.999	NO	MM
6	6 210901Q1-11	Standard	10.000	5.49	21715.361	92837.141	9.356	9.88	-1.2	NO	0.999	NO	MM
7	7 210901Q1-12	Standard	25.000	5.49	50822.723	90698.180	22.414	23.60	-5.6	NO	0.999	NO	MM
8	8 210901Q1-13	Standard	50.000	5.50	112500.484	89510.828	50.273	52.62	5.2	NO	0.999	NO	MM
9	9 210901Q1-14	Standard	75.000	5.50	169957.922	93462.328	72.739	75.78	1.0	NO	0.999	NO	MM
10	10 210901Q1-15	Standard	100.000	5.49	201639.516	84909.688	94.990	98.51	-1.5	NO	0.999	NO	MM

Dataset: Q:\PFAS\PFAS.PRO\Results\2021Q\SEP21\210901Q1\210901Q1-CRV.qld

Last Altered: Wednesday, September 01, 2021 14:22:41 Pacific Daylight Time
 Printed: Wednesday, September 01, 2021 14:34:43 Pacific Daylight Time

Compound name: EtFOSAA

Coefficient of Determination: $R^2 = 0.998726$

Calibration curve: $0.793193 * x$

Response type: Internal Std (Ref 25), Area * (IS Conc. / IS Area)

Curve type: Linear, Origin: Force, Weighting: 1/x, Axis trans: None

	# Name	Type	Std. Conc	RT	Area	IS Area	Response	Conc.	%Dev	Conc. Flag	CoD	CoD Flag	x=excluded
1	1 210901Q1-06	Standard	0.250	5.61	566.211	84262.734	0.269	0.34	35.5	NO	0.999	NO	MM
2	2 210901Q1-07	Standard	0.500	5.61	852.140	89292.836	0.382	0.48	-3.7	NO	0.999	NO	MM
3	3 210901Q1-08	Standard	1.000	5.61	1653.655	82332.609	0.803	1.01	1.3	NO	0.999	NO	bb
4	4 210901Q1-09	Standard	2.000	5.61	3618.409	92925.695	1.558	1.96	-1.8	NO	0.999	NO	MM
5	5 210901Q1-10	Standard	5.000	5.61	8532.095	95501.180	3.574	4.51	-9.9	NO	0.999	NO	MM
6	6 210901Q1-11	Standard	10.000	5.61	18259.230	92837.141	7.867	9.92	-0.8	NO	0.999	NO	MM
7	7 210901Q1-12	Standard	25.000	5.61	43261.176	90698.180	19.079	24.05	-3.8	NO	0.999	NO	MM
8	8 210901Q1-13	Standard	50.000	5.61	91467.484	89510.828	40.874	51.53	3.1	NO	0.999	NO	MM
9	9 210901Q1-14	Standard	75.000	5.61	134094.969	93462.328	57.390	72.35	-3.5	NO	0.999	NO	MM
10	10 210901Q1-15	Standard	100.000	5.61	172737.938	84909.688	81.375	102.59	2.6	NO	0.999	NO	MM

Compound name: PFUnA

Coefficient of Determination: $R^2 = 0.998855$

Calibration curve: $1.30049 * x$

Response type: Internal Std (Ref 23), Area * (IS Conc. / IS Area)

Curve type: Linear, Origin: Force, Weighting: 1/x, Axis trans: None

	# Name	Type	Std. Conc	RT	Area	IS Area	Response	Conc.	%Dev	Conc. Flag	CoD	CoD Flag	x=excluded
1	1 210901Q1-06	Standard	0.250	5.61	2788.257	65495.148	0.426	0.33	30.9	NO	0.999	NO	MM
2	2 210901Q1-07	Standard	0.500	5.61	4436.558	65697.461	0.675	0.52	3.9	NO	0.999	NO	MM
3	3 210901Q1-08	Standard	1.000	5.61	9552.260	64027.191	1.492	1.15	14.7	NO	0.999	NO	bb
4	4 210901Q1-09	Standard	2.000	5.61	18195.934	69106.000	2.633	2.02	1.2	NO	0.999	NO	bd
5	5 210901Q1-10	Standard	5.000	5.61	44765.824	67001.180	6.681	5.14	2.8	NO	0.999	NO	bb
6	6 210901Q1-11	Standard	10.000	5.61	89048.133	65834.734	13.526	10.40	4.0	NO	0.999	NO	bb
7	7 210901Q1-12	Standard	25.000	5.61	215537.750	68622.203	31.409	24.15	-3.4	NO	0.999	NO	bb
8	8 210901Q1-13	Standard	50.000	5.61	442539.875	64777.832	68.317	52.53	5.1	NO	0.999	NO	bb
9	9 210901Q1-14	Standard	75.000	5.61	645565.125	66078.258	97.697	75.12	0.2	NO	0.999	NO	bb
10	10 210901Q1-15	Standard	100.000	5.61	831703.188	65669.305	126.650	97.39	-2.6	NO	0.999	NO	bb

Dataset: Q:\PFAS\PFAS.PRO\Results\2021Q\SEP21\210901Q1\210901Q1-CRV.qld

Last Altered: Wednesday, September 01, 2021 14:22:41 Pacific Daylight Time
 Printed: Wednesday, September 01, 2021 14:34:43 Pacific Daylight Time

Compound name: PFDoA

Coefficient of Determination: R² = 0.998896

Calibration curve: 0.163912 * x

Response type: Internal Std (Ref 23), Area * (IS Conc. / IS Area)

Curve type: Linear, Origin: Force, Weighting: 1/x, Axis trans: None

	# Name	Type	Std. Conc	RT	Area	IS Area	Response	Conc.	%Dev	Conc. Flag	CoD	CoD Flag	x=excluded
1	1 210901Q1-06	Standard	0.250	5.81	319.592	65495.148	0.049	0.30	19.1	NO	0.999	NO	bb
2	2 210901Q1-07	Standard	0.500	5.81	490.906	65697.461	0.075	0.46	-8.8	NO	0.999	NO	bb
3	3 210901Q1-08	Standard	1.000	5.81	1183.883	64027.191	0.185	1.13	12.8	NO	0.999	NO	bb
4	4 210901Q1-09	Standard	2.000	5.81	2122.601	69106.000	0.307	1.87	-6.3	NO	0.999	NO	bb
5	5 210901Q1-10	Standard	5.000	5.81	5336.983	67001.180	0.797	4.86	-2.8	NO	0.999	NO	bb
6	6 210901Q1-11	Standard	10.000	5.81	10214.638	65834.734	1.552	9.47	-5.3	NO	0.999	NO	bb
7	7 210901Q1-12	Standard	25.000	5.81	26779.307	68622.203	3.902	23.81	-4.8	NO	0.999	NO	bb
8	8 210901Q1-13	Standard	50.000	5.81	55886.438	64777.832	8.627	52.63	5.3	NO	0.999	NO	bb
9	9 210901Q1-14	Standard	75.000	5.81	81710.203	66078.258	12.366	75.44	0.6	NO	0.999	NO	bb
10	10 210901Q1-15	Standard	100.000	5.81	106333.531	65669.305	16.192	98.79	-1.2	NO	0.999	NO	bb

Compound name: PFTrDA

Coefficient of Determination: R² = 0.998878

Calibration curve: 1.17527 * x

Response type: Internal Std (Ref 23), Area * (IS Conc. / IS Area)

Curve type: Linear, Origin: Force, Weighting: 1/x, Axis trans: None

	# Name	Type	Std. Conc	RT	Area	IS Area	Response	Conc.	%Dev	Conc. Flag	CoD	CoD Flag	x=excluded
1	1 210901Q1-06	Standard	0.250	5.98	2512.712	65495.148	0.384	0.33	30.6	NO	0.999	NO	MM
2	2 210901Q1-07	Standard	0.500	5.98	4034.023	65697.461	0.614	0.52	4.5	NO	0.999	NO	bb
3	3 210901Q1-08	Standard	1.000	5.98	8092.255	64027.191	1.264	1.08	7.5	NO	0.999	NO	bb
4	4 210901Q1-09	Standard	2.000	5.98	15857.258	69106.000	2.295	1.95	-2.4	NO	0.999	NO	bb
5	5 210901Q1-10	Standard	5.000	5.98	39221.617	67001.180	5.854	4.98	-0.4	NO	0.999	NO	bb
6	6 210901Q1-11	Standard	10.000	5.98	79111.641	65834.734	12.017	10.22	2.2	NO	0.999	NO	bb
7	7 210901Q1-12	Standard	25.000	5.98	192595.250	68622.203	28.066	23.88	-4.5	NO	0.999	NO	bb
8	8 210901Q1-13	Standard	50.000	5.98	397703.000	64777.832	61.395	52.24	4.5	NO	0.999	NO	bb
9	9 210901Q1-14	Standard	75.000	5.98	562567.688	66078.258	85.137	72.44	-3.4	NO	0.999	NO	bb
10	10 210901Q1-15	Standard	100.000	5.98	780344.313	65669.305	118.829	101.11	1.1	NO	0.999	NO	bb

Dataset: Q:\PFAS\PFAS.PRO\Results\2021Q\SEP21\210901Q1\210901Q1-CRV.qld

Last Altered: Wednesday, September 01, 2021 14:22:41 Pacific Daylight Time
 Printed: Wednesday, September 01, 2021 14:34:43 Pacific Daylight Time

Compound name: 11CI-PF3OUdS

Coefficient of Determination: R² = 0.999254

Calibration curve: 4.03425 * x

Response type: Internal Std (Ref 24), Area * (IS Conc. / IS Area)

Curve type: Linear, Origin: Force, Weighting: 1/x, Axis trans: None

	# Name	Type	Std. Conc	RT	Area	IS Area	Response	Conc.	%Dev	Conc. Flag	CoD	CoD Flag	x=excluded
1	1 210901Q1-06	Standard	0.236	5.74	1505.697	35930.184	1.257	0.31	32.0	NO	0.999	NO	bb
2	2 210901Q1-07	Standard	0.472	5.74	2389.668	36174.234	1.982	0.49	4.1	NO	0.999	NO	bb
3	3 210901Q1-08	Standard	0.944	5.74	4533.781	34927.297	3.894	0.97	2.3	NO	0.999	NO	bb
4	4 210901Q1-09	Standard	1.890	5.74	9768.709	37900.988	7.732	1.92	1.4	NO	0.999	NO	bb
5	5 210901Q1-10	Standard	4.720	5.74	22975.518	38459.508	17.922	4.44	-5.9	NO	0.999	NO	bb
6	6 210901Q1-11	Standard	9.400	5.74	46131.676	38942.281	35.539	8.81	-6.3	NO	0.999	NO	bb
7	7 210901Q1-12	Standard	23.500	5.74	115706.820	37528.613	92.495	22.93	-2.4	NO	0.999	NO	bb
8	8 210901Q1-13	Standard	47.000	5.74	236081.438	38457.914	184.161	45.65	-2.9	NO	0.999	NO	bb
9	9 210901Q1-14	Standard	70.500	5.74	370007.500	38638.965	287.281	71.21	1.0	NO	0.999	NO	bb
10	10 210901Q1-15	Standard	94.000	5.74	462493.000	35848.488	387.040	95.94	2.1	NO	0.999	NO	bb

Compound name: PFTeDA

Coefficient of Determination: R² = 0.999149

Calibration curve: 0.85879 * x

Response type: Internal Std (Ref 23), Area * (IS Conc. / IS Area)

Curve type: Linear, Origin: Force, Weighting: 1/x, Axis trans: None

	# Name	Type	Std. Conc	RT	Area	IS Area	Response	Conc.	%Dev	Conc. Flag	CoD	CoD Flag	x=excluded
1	1 210901Q1-06	Standard	0.250	6.13	1826.166	65495.148	0.279	0.32	29.9	NO	0.999	NO	bb
2	2 210901Q1-07	Standard	0.500	6.13	2877.929	65697.461	0.438	0.51	2.0	NO	0.999	NO	MM
3	3 210901Q1-08	Standard	1.000	6.13	5863.436	64027.191	0.916	1.07	6.6	NO	0.999	NO	bb
4	4 210901Q1-09	Standard	2.000	6.13	11591.624	69106.000	1.677	1.95	-2.3	NO	0.999	NO	bb
5	5 210901Q1-10	Standard	5.000	6.13	28098.324	67001.180	4.194	4.88	-2.3	NO	0.999	NO	bb
6	6 210901Q1-11	Standard	10.000	6.13	57906.125	65834.734	8.796	10.24	2.4	NO	0.999	NO	bb
7	7 210901Q1-12	Standard	25.000	6.13	138848.594	68622.203	20.234	23.56	-5.8	NO	0.999	NO	bb
8	8 210901Q1-13	Standard	50.000	6.13	285454.313	64777.832	44.067	51.31	2.6	NO	0.999	NO	bb
9	9 210901Q1-14	Standard	75.000	6.13	434710.250	66078.258	65.787	76.60	2.1	NO	0.999	NO	bb
10	10 210901Q1-15	Standard	100.000	6.13	554333.188	65669.305	84.413	98.29	-1.7	NO	0.999	NO	bb

Dataset: Q:\PFAS\PFAS.PRO\Results\2021Q\SEP21\210901Q1\210901Q1-CRV.qld

Last Altered: Wednesday, September 01, 2021 14:22:41 Pacific Daylight Time
 Printed: Wednesday, September 01, 2021 14:34:43 Pacific Daylight Time

Compound name: 13C2-PFHxA

Response Factor: 0.871113

RRF SD: 0.0285229, Relative SD: 3.27431

Response type: Internal Std (Ref 23), Area * (IS Conc. / IS Area)

Curve type: RF

	# Name	Type	Std. Conc	RT	Area	IS Area	Response	Conc.	%Dev	Conc. Flag	CoD	CoD Flag	x=excluded
1	1 210901Q1-06	Standard	10.000	3.96	56852.961	65495.148	8.680	9.96	-0.4	NO		NO	bb
2	2 210901Q1-07	Standard	10.000	3.96	55533.555	65697.461	8.453	9.70	-3.0	NO		NO	bb
3	3 210901Q1-08	Standard	10.000	3.96	59256.230	64027.191	9.255	10.62	6.2	NO		NO	bb
4	4 210901Q1-09	Standard	10.000	3.96	59269.867	69106.000	8.577	9.85	-1.5	NO		NO	bb
5	5 210901Q1-10	Standard	10.000	3.96	58097.191	67001.180	8.671	9.95	-0.5	NO		NO	bb
6	6 210901Q1-11	Standard	10.000	3.96	57869.086	65834.734	8.790	10.09	0.9	NO		NO	bb
7	7 210901Q1-12	Standard	10.000	3.96	58208.008	68622.203	8.482	9.74	-2.6	NO		NO	bb
8	8 210901Q1-13	Standard	10.000	3.96	58340.465	64777.832	9.006	10.34	3.4	NO		NO	bb
9	9 210901Q1-14	Standard	10.000	3.96	58788.422	66078.258	8.897	10.21	2.1	NO		NO	bb
10	10 210901Q1-15	Standard	10.000	3.96	54504.488	65669.305	8.300	9.53	-4.7	NO		NO	bb

Compound name: 13C3-HFPO-DA

Response Factor: 0.158692

RRF SD: 0.00513296, Relative SD: 3.23455

Response type: Internal Std (Ref 23), Area * (IS Conc. / IS Area)

Curve type: RF

	# Name	Type	Std. Conc	RT	Area	IS Area	Response	Conc.	%Dev	Conc. Flag	CoD	CoD Flag	x=excluded
1	1 210901Q1-06	Standard	10.000	4.12	10088.595	65495.148	1.540	9.71	-2.9	NO		NO	bb
2	2 210901Q1-07	Standard	10.000	4.12	10181.488	65697.461	1.550	9.77	-2.3	NO		NO	bb
3	3 210901Q1-08	Standard	10.000	4.12	10211.314	64027.191	1.595	10.05	0.5	NO		NO	bb
4	4 210901Q1-09	Standard	10.000	4.12	10651.774	69106.000	1.541	9.71	-2.9	NO		NO	bb
5	5 210901Q1-10	Standard	10.000	4.12	10430.317	67001.180	1.557	9.81	-1.9	NO		NO	bb
6	6 210901Q1-11	Standard	10.000	4.12	10796.999	65834.734	1.640	10.33	3.3	NO		NO	bb
7	7 210901Q1-12	Standard	10.000	4.12	10515.368	68622.203	1.532	9.66	-3.4	NO		NO	bb
8	8 210901Q1-13	Standard	10.000	4.12	10540.890	64777.832	1.627	10.25	2.5	NO		NO	bb
9	9 210901Q1-14	Standard	10.000	4.12	11128.558	66078.258	1.684	10.61	6.1	NO		NO	bb
10	10 210901Q1-15	Standard	10.000	4.12	10522.771	65669.305	1.602	10.10	1.0	NO		NO	bb

Dataset: Q:\PFAS\PFAS.PRO\Results\2021Q\SEP21\210901Q1\210901Q1-CRV.qld

Last Altered: Wednesday, September 01, 2021 14:22:41 Pacific Daylight Time
 Printed: Wednesday, September 01, 2021 14:34:43 Pacific Daylight Time

Compound name: 13C2-PFDA

Response Factor: 1.38784
 RRF SD: 0.0574834, Relative SD: 4.14193
 Response type: Internal Std (Ref 23), Area * (IS Conc. / IS Area)
 Curve type: RF

	# Name	Type	Std. Conc	RT	Area	IS Area	Response	Conc.	%Dev	Conc. Flag	CoD	CoD Flag	x=excluded
1	1 210901Q1-06	Standard	10.000	5.38	92536.352	65495.148	14.129	10.18	1.8	NO		NO	bb
2	2 210901Q1-07	Standard	10.000	5.38	88369.781	65697.461	13.451	9.69	-3.1	NO		NO	bb
3	3 210901Q1-08	Standard	10.000	5.38	93483.492	64027.191	14.601	10.52	5.2	NO		NO	bb
4	4 210901Q1-09	Standard	10.000	5.38	96918.977	69106.000	14.025	10.11	1.1	NO		NO	bb
5	5 210901Q1-10	Standard	10.000	5.38	90336.852	67001.180	13.483	9.71	-2.9	NO		NO	bb
6	6 210901Q1-11	Standard	10.000	5.38	92476.453	65834.734	14.047	10.12	1.2	NO		NO	bb
7	7 210901Q1-12	Standard	10.000	5.38	94843.734	68622.203	13.821	9.96	-0.4	NO		NO	bb
8	8 210901Q1-13	Standard	10.000	5.38	91611.703	64777.832	14.142	10.19	1.9	NO		NO	bb
9	9 210901Q1-14	Standard	10.000	5.38	95586.359	66078.258	14.466	10.42	4.2	NO		NO	bb
10	10 210901Q1-15	Standard	10.000	5.38	82876.133	65669.305	12.620	9.09	-9.1	NO		NO	bb

Compound name: d5-N-EtFOSAA

Response Factor: 0.942177
 RRF SD: 0.0586748, Relative SD: 6.22758
 Response type: Internal Std (Ref 25), Area * (IS Conc. / IS Area)
 Curve type: RF

	# Name	Type	Std. Conc	RT	Area	IS Area	Response	Conc.	%Dev	Conc. Flag	CoD	CoD Flag	x=excluded
1	1 210901Q1-06	Standard	40.000	5.61	85757.078	84262.734	40.709	43.21	8.0	NO		NO	bb
2	2 210901Q1-07	Standard	40.000	5.60	84433.406	89292.836	37.823	40.14	0.4	NO		NO	bb
3	3 210901Q1-08	Standard	40.000	5.60	87259.961	82332.609	42.394	45.00	12.5	NO		NO	bb
4	4 210901Q1-09	Standard	40.000	5.60	88880.266	92925.695	38.259	40.61	1.5	NO		NO	db
5	5 210901Q1-10	Standard	40.000	5.60	86787.383	95501.180	36.350	38.58	-3.5	NO		NO	bb
6	6 210901Q1-11	Standard	40.000	5.60	86458.883	92837.141	37.252	39.54	-1.2	NO		NO	bb
7	7 210901Q1-12	Standard	40.000	5.60	83188.414	90698.180	36.688	38.94	-2.7	NO		NO	bb
8	8 210901Q1-13	Standard	40.000	5.61	82244.625	89510.828	36.753	39.01	-2.5	NO		NO	bb
9	9 210901Q1-14	Standard	40.000	5.60	85344.836	93462.328	36.526	38.77	-3.1	NO		NO	bb
10	10 210901Q1-15	Standard	40.000	5.60	72421.320	84909.688	34.117	36.21	-9.5	NO		NO	bb

Dataset: Q:\PFAS\PFAS.PRO\Results\2021Q\SEP21\210901Q1\210901Q1-CRV.qld

Last Altered: Wednesday, September 01, 2021 14:22:41 Pacific Daylight Time
 Printed: Wednesday, September 01, 2021 14:34:43 Pacific Daylight Time

Compound name: 13C2-PFOA

Response Factor: 1
 RRF SD: 0, Relative SD: 0
 Response type: Internal Std (Ref 23), Area * (IS Conc. / IS Area)
 Curve type: RF

	# Name	Type	Std. Conc	RT	Area	IS Area	Response	Conc.	%Dev	Conc. Flag	CoD	CoD Flag	x=excluded
1	1 210901Q1-06	Standard	10.000	4.81	65495.148	65495.148	10.000	10.00	0.0	NO		NO	bb
2	2 210901Q1-07	Standard	10.000	4.81	65697.461	65697.461	10.000	10.00	0.0	NO		NO	bb
3	3 210901Q1-08	Standard	10.000	4.81	64027.191	64027.191	10.000	10.00	0.0	NO		NO	bb
4	4 210901Q1-09	Standard	10.000	4.81	69106.000	69106.000	10.000	10.00	0.0	NO		NO	bb
5	5 210901Q1-10	Standard	10.000	4.81	67001.180	67001.180	10.000	10.00	0.0	NO		NO	bb
6	6 210901Q1-11	Standard	10.000	4.81	65834.734	65834.734	10.000	10.00	0.0	NO		NO	bb
7	7 210901Q1-12	Standard	10.000	4.81	68622.203	68622.203	10.000	10.00	0.0	NO		NO	bb
8	8 210901Q1-13	Standard	10.000	4.81	64777.832	64777.832	10.000	10.00	0.0	NO		NO	bb
9	9 210901Q1-14	Standard	10.000	4.81	66078.258	66078.258	10.000	10.00	0.0	NO		NO	bb
10	10 210901Q1-15	Standard	10.000	4.81	65669.305	65669.305	10.000	10.00	0.0	NO		NO	bb

Compound name: 13C4-PFOS

Response Factor: 1
 RRF SD: 0, Relative SD: 0
 Response type: Internal Std (Ref 24), Area * (IS Conc. / IS Area)
 Curve type: RF

	# Name	Type	Std. Conc	RT	Area	IS Area	Response	Conc.	%Dev	Conc. Flag	CoD	CoD Flag	x=excluded
1	1 210901Q1-06	Standard	30.000	5.18	35930.184	35930.184	30.000	30.00	0.0	NO		NO	bb
2	2 210901Q1-07	Standard	30.000	5.18	36174.234	36174.234	30.000	30.00	0.0	NO		NO	bb
3	3 210901Q1-08	Standard	30.000	5.18	34927.297	34927.297	30.000	30.00	0.0	NO		NO	bb
4	4 210901Q1-09	Standard	30.000	5.18	37900.988	37900.988	30.000	30.00	0.0	NO		NO	bb
5	5 210901Q1-10	Standard	30.000	5.18	38459.508	38459.508	30.000	30.00	0.0	NO		NO	bb
6	6 210901Q1-11	Standard	30.000	5.18	38942.281	38942.281	30.000	30.00	0.0	NO		NO	bb
7	7 210901Q1-12	Standard	30.000	5.18	37528.613	37528.613	30.000	30.00	0.0	NO		NO	bb
8	8 210901Q1-13	Standard	30.000	5.18	38457.914	38457.914	30.000	30.00	0.0	NO		NO	bb
9	9 210901Q1-14	Standard	30.000	5.18	38638.965	38638.965	30.000	30.00	0.0	NO		NO	bb
10	10 210901Q1-15	Standard	30.000	5.18	35848.488	35848.488	30.000	30.00	0.0	NO		NO	bb

Dataset: Q:\PFAS\PFAS.PRO\Results\2021Q\SEP21\210901Q1\210901Q1-CRV.qld

Last Altered: Wednesday, September 01, 2021 14:22:41 Pacific Daylight Time

Printed: Wednesday, September 01, 2021 14:34:43 Pacific Daylight Time

Compound name: d3-N-MeFOSAA

Response Factor: 1

RRF SD: 0, Relative SD: 0

Response type: Internal Std (Ref 25), Area * (IS Conc. / IS Area)

Curve type: RF

	# Name	Type	Std. Conc	RT	Area	IS Area	Response	Conc.	%Dev	Conc. Flag	CoD	CoD Flag	x=excluded
1	1 210901Q1-06	Standard	40.000	5.50	84262.734	84262.734	40.000	40.00	0.0	NO		NO	bb
2	2 210901Q1-07	Standard	40.000	5.50	89292.836	89292.836	40.000	40.00	0.0	NO		NO	bb
3	3 210901Q1-08	Standard	40.000	5.50	82332.609	82332.609	40.000	40.00	0.0	NO		NO	bb
4	4 210901Q1-09	Standard	40.000	5.50	92925.695	92925.695	40.000	40.00	0.0	NO		NO	bb
5	5 210901Q1-10	Standard	40.000	5.50	95501.180	95501.180	40.000	40.00	0.0	NO		NO	bb
6	6 210901Q1-11	Standard	40.000	5.50	92837.141	92837.141	40.000	40.00	0.0	NO		NO	bb
7	7 210901Q1-12	Standard	40.000	5.50	90698.180	90698.180	40.000	40.00	0.0	NO		NO	bb
8	8 210901Q1-13	Standard	40.000	5.50	89510.828	89510.828	40.000	40.00	0.0	NO		NO	bb
9	9 210901Q1-14	Standard	40.000	5.50	93462.328	93462.328	40.000	40.00	0.0	NO		NO	bb
10	10 210901Q1-15	Standard	40.000	5.50	84909.688	84909.688	40.000	40.00	0.0	NO		NO	bb

Dataset: Q:\PFAS\PFAS.PRO\Results\2021Q\SEP21\210901Q1\210901Q1-CRV.qld

Last Altered: Wednesday, September 01, 2021 14:22:41 Pacific Daylight Time

Printed: Wednesday, September 01, 2021 14:34:43 Pacific Daylight Time

Method: Q:\PFAS\PFAS.PRO\MethDB\PFAS_DW_L18_090121.mdb 01 Sep 2021 14:22:40

Calibration: Q:\PFAS\PFAS.PRO\CurveDB\C18_537_Q6_09-01-21.cdb 01 Sep 2021 14:21:40

Name: 210901Q1-06, Date: 01-Sep-2021, Time: 11:19:17, ID: ST210901Q1-1 PFC CS-4 21H3101, Description: PFC CS-4 21H3101

#	Name	IS#	CoD	CoD Flag	%RSD
1	1 PFBS	24	0.9984	NO	
2	2 PFHxA	23	0.9991	NO	
3	3 HFPO-DA	23	0.9991	NO	
4	4 PFHpA	23	0.9989	NO	
5	5 ADONA	23	0.9995	NO	
6	6 PFOA	23	0.9990	NO	
7	7 PFHxS	24	0.9987	NO	
8	8 PFNA	23	0.9991	NO	
9	9 PFOS	24	0.9994	NO	
10	10 9CI-PF3ONS	24	0.9990	NO	
11	11 PFDA	23	0.9993	NO	
12	12 MeFOSAA	25	0.9987	NO	
13	13 EtFOSAA	25	0.9987	NO	
14	14 PFUnA	23	0.9989	NO	
15	15 PFDoA	23	0.9989	NO	
16	16 PFTTrDA	23	0.9989	NO	
17	17 11CI-PF3OUdS	24	0.9993	NO	
18	18 PFTeDA	23	0.9991	NO	
19	19 13C2-PFHxA	23		NO	3.274
20	20 13C3-HFPO-DA	23		NO	3.235
21	21 13C2-PFDA	23		NO	4.142
22	22 d5-N-EtFOSAA	25		NO	6.228
23	23 13C2-PFOA	23		NO	0.000
24	24 13C4-PFOS	24		NO	0.000
25	25 d3-N-MeFOSAA	25		NO	0.000

Dataset: Q:\PFAS\PFAS.PRO\Results\2021Q\SEP21\210901Q1\210901Q1-CRV.qld

OC 9/1/2021

Last Altered: Wednesday, September 01, 2021 14:22:41 Pacific Daylight Time

Printed: Wednesday, September 01, 2021 14:23:22 Pacific Daylight Time

Method: Q:\PFAS\PFAS.PRO\MethDB\PFAS_DW_L18_090121.mdb 01 Sep 2021 14:22:40

Calibration: Q:\PFAS\PFAS.PRO\CurveDB\C18_537_Q6_09-01-21.cdb 01 Sep 2021 14:21:40

Name: 210901Q1-11, Date: 01-Sep-2021, Time: 12:14:35, ID: ST210901Q1-6 PFC CS1 21H3106, Description: PFC CS1 21H3106

	# Name	Pred.RT	RT
1	1 PFBS	3.67	3.67
2	2 PFHxA	3.96	3.96
3	3 HFPO-DA	4.12	4.12
4	4 PFHpA	4.44	4.44
5	5 ADONA	4.50	4.50
6	6 PFOA	4.81	4.81
7	7 PFHxS	4.55	4.55
8	8 PFNA	5.12	5.12
9	9 PFOS	5.18	5.18
10	10 9CI-PF3ONS	5.32	5.32
11	11 PFDA	5.38	5.38
12	12 MeFOSAA	5.49	5.49
13	13 EtFOSAA	5.61	5.61
14	14 PFUnA	5.61	5.61
15	15 PFDoA	5.81	5.81
16	16 PFTTrDA	5.98	5.98
17	17 11CI-PF3OUdS	5.74	5.74
18	18 PFTeDA	6.13	6.13
19	19 13C2-PFHxA	3.96	3.96
20	20 13C3-HFPO-DA	4.12	4.12
21	21 13C2-PFDA	5.38	5.38
22	22 d5-N-EtFOSAA	5.61	5.60
23	23 13C2-PFOA	4.81	4.81
24	24 13C4-PFOS	5.18	5.18
25	25 d3-N-MeFOSAA	5.50	5.50

ICAL AVERAGE**Compound 23: 13C2-PFOA**

ID	Name	Type	Std. Conc	RT	Area	IS Area	Response	Primary Flags
1	ST210901Q1-1 PFC CS-4 21H3101	210901Q1-06 Standard	10	4.81	65495.15	65495.15	10	bb
2	ST210901Q1-2 PFC CS-3 21H3102	210901Q1-07 Standard	10	4.81	65697.46	65697.46	10	bb
3	ST210901Q1-3 PFC CS-2 21H3103	210901Q1-08 Standard	10	4.81	64027.19	64027.19	10	bb
4	ST210901Q1-4 PFC CS-1 21H3104	210901Q1-09 Standard	10	4.81	69106.00	69106.00	10	bb
5	ST210901Q1-5 PFC CS0 21H3105	210901Q1-10 Standard	10	4.81	67001.18	67001.18	10	bb
6	ST210901Q1-6 PFC CS1 21H3106	210901Q1-11 Standard	10	4.81	65834.73	65834.73	10	bb
7	ST210901Q1-7 PFC CS2 21H3107	210901Q1-12 Standard	10	4.81	68622.20	68622.20	10	bb
8	ST210901Q1-8 PFC CS3 21H3108	210901Q1-13 Standard	10	4.81	64777.83	64777.83	10	bb
9	ST210901Q1-9 PFC CS4 21H3109	210901Q1-14 Standard	10	4.81	66078.26	66078.26	10	bb
10	ST210901Q1-10 PFC CS5 21H3110	210901Q1-15 Standard	10	4.81	65669.31	65669.31	10	bb
						average	66230.93	

Compound 24: 13C4-PFOS

ID	Name	Type	Std. Conc	RT	Area	IS Area	Response	Primary Flags
1	ST210901Q1-1 PFC CS-4 21H3101	210901Q1-06 Standard	30	5.18	35930.18	35930.18	30	bb
2	ST210901Q1-2 PFC CS-3 21H3102	210901Q1-07 Standard	30	5.18	36174.23	36174.23	30	bb
3	ST210901Q1-3 PFC CS-2 21H3103	210901Q1-08 Standard	30	5.18	34927.30	34927.30	30	bb
4	ST210901Q1-4 PFC CS-1 21H3104	210901Q1-09 Standard	30	5.18	37900.99	37900.99	30	bb
5	ST210901Q1-5 PFC CS0 21H3105	210901Q1-10 Standard	30	5.18	38459.51	38459.51	30	bb
6	ST210901Q1-6 PFC CS1 21H3106	210901Q1-11 Standard	30	5.18	38942.28	38942.28	30	bb
7	ST210901Q1-7 PFC CS2 21H3107	210901Q1-12 Standard	30	5.18	37528.61	37528.61	30	bb
8	ST210901Q1-8 PFC CS3 21H3108	210901Q1-13 Standard	30	5.18	38457.91	38457.91	30	bb
9	ST210901Q1-9 PFC CS4 21H3109	210901Q1-14 Standard	30	5.18	38638.97	38638.97	30	bb
10	ST210901Q1-10 PFC CS5 21H3110	210901Q1-15 Standard	30	5.18	35848.49	35848.49	30	bb
						average	37280.85	

Compound 25: d3-N-MeFOSAA

ID	Name	Type	Std. Conc	RT	Area	IS Area	Response	Primary Flags
1	ST210901Q1-1 PFC CS-4 21H3101	210901Q1-06	Standard	40	5.50	84262.73	84262.73	40 bb
2	ST210901Q1-2 PFC CS-3 21H3102	210901Q1-07	Standard	40	5.50	89292.84	89292.84	40 bb
3	ST210901Q1-3 PFC CS-2 21H3103	210901Q1-08	Standard	40	5.50	82332.61	82332.61	40 bb
4	ST210901Q1-4 PFC CS-1 21H3104	210901Q1-09	Standard	40	5.50	92925.70	92925.70	40 bb
5	ST210901Q1-5 PFC CS0 21H3105	210901Q1-10	Standard	40	5.50	95501.18	95501.18	40 bb
6	ST210901Q1-6 PFC CS1 21H3106	210901Q1-11	Standard	40	5.50	92837.14	92837.14	40 bb
7	ST210901Q1-7 PFC CS2 21H3107	210901Q1-12	Standard	40	5.50	90698.18	90698.18	40 bb
8	ST210901Q1-8 PFC CS3 21H3108	210901Q1-13	Standard	40	5.50	89510.83	89510.83	40 bb
9	ST210901Q1-9 PFC CS4 21H3109	210901Q1-14	Standard	40	5.50	93462.33	93462.33	40 bb
10	ST210901Q1-10 PFC CS5 21H3110	210901Q1-15	Standard	40	5.50	84909.69	84909.69	40 bb
						average	89573.32	

Dataset: Untitled

Last Altered: Wednesday, September 01, 2021 14:32:18 Pacific Daylight Time

Printed: Wednesday, September 01, 2021 14:32:49 Pacific Daylight Time

Method: Q:\PFAS\PFAS.PRO\MethDB\PFAS_DW_L18_090121.mdb 01 Sep 2021 14:22:40

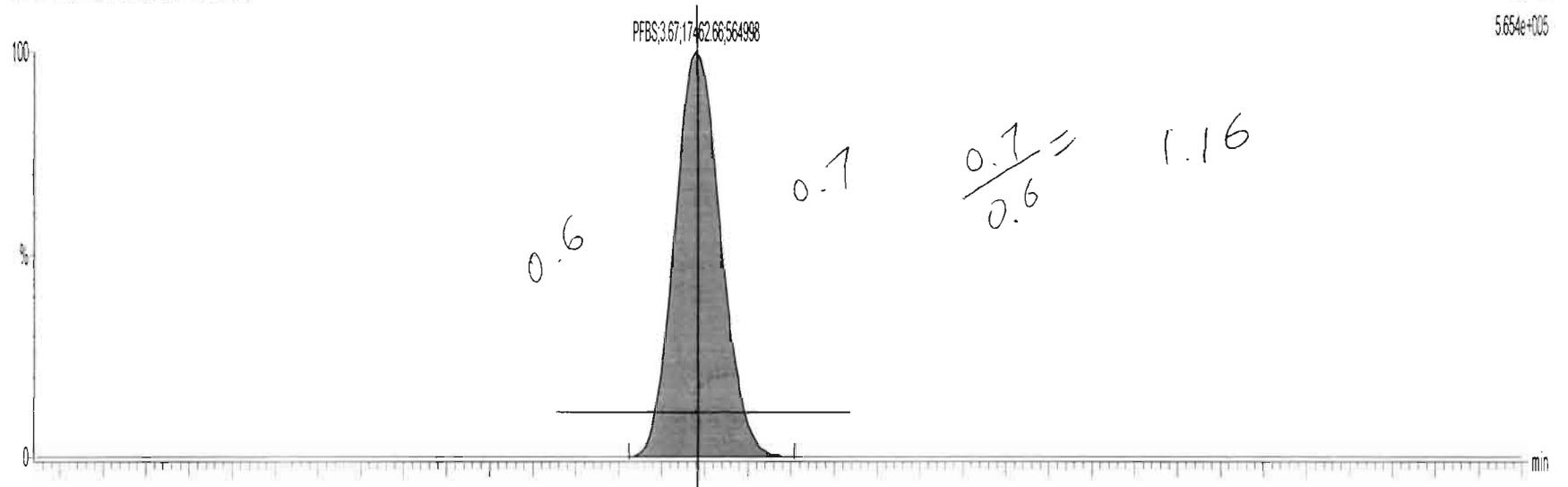
Calibration: Q:\PFAS\PFAS.PRO\CurveDB\C18_537_Q6_09-01-21.cdb 01 Sep 2021 14:21:40

Compound name: PFBS

	# Name	ID	Acq.Date	Acq.Time
1	1 210901Q1-04	IPA	01-Sep-21	10:57:14
2	2 210901Q1-05	IPA	01-Sep-21	11:08:13
3	3 210901Q1-06	ST210901Q1-1 PFC CS-4 21H3101	01-Sep-21	11:19:17
4	4 210901Q1-07	ST210901Q1-2 PFC CS-3 21H3102	01-Sep-21	11:30:20
5	5 210901Q1-08	ST210901Q1-3 PFC CS-2 21H3103	01-Sep-21	11:41:24
6	6 210901Q1-09	ST210901Q1-4 PFC CS-1 21H3104	01-Sep-21	11:52:28
7	7 210901Q1-10	ST210901Q1-5 PFC CS0 21H3105	01-Sep-21	12:03:32
8	8 210901Q1-11	ST210901Q1-6 PFC CS1 21H3106	01-Sep-21	12:14:35
9	9 210901Q1-12	ST210901Q1-7 PFC CS2 21H3107	01-Sep-21	12:25:38
10	10 210901Q1-13	ST210901Q1-8 PFC CS3 21H3108	01-Sep-21	12:36:42
11	11 210901Q1-14	ST210901Q1-9 PFC CS4 21H3109	01-Sep-21	12:47:46
12	12 210901Q1-15	ST210901Q1-10 PFC CS5 21H3110	01-Sep-21	12:58:50
13	13 210901Q1-16	IPA	01-Sep-21	13:09:53
14	14 210901Q1-17	ICV 210901Q1 PFC ICV 21H3111	01-Sep-21	13:20:57
15	15 210901Q1-18	IPA	01-Sep-21	13:32:00

210901Q1-11 Smooth(Mn,1x2)
PFC CS1 21H3106 ST210901Q1-6 PFC CS1 21H3106

F4MRMof1 channel ES-
299 > 80
5.654e+005



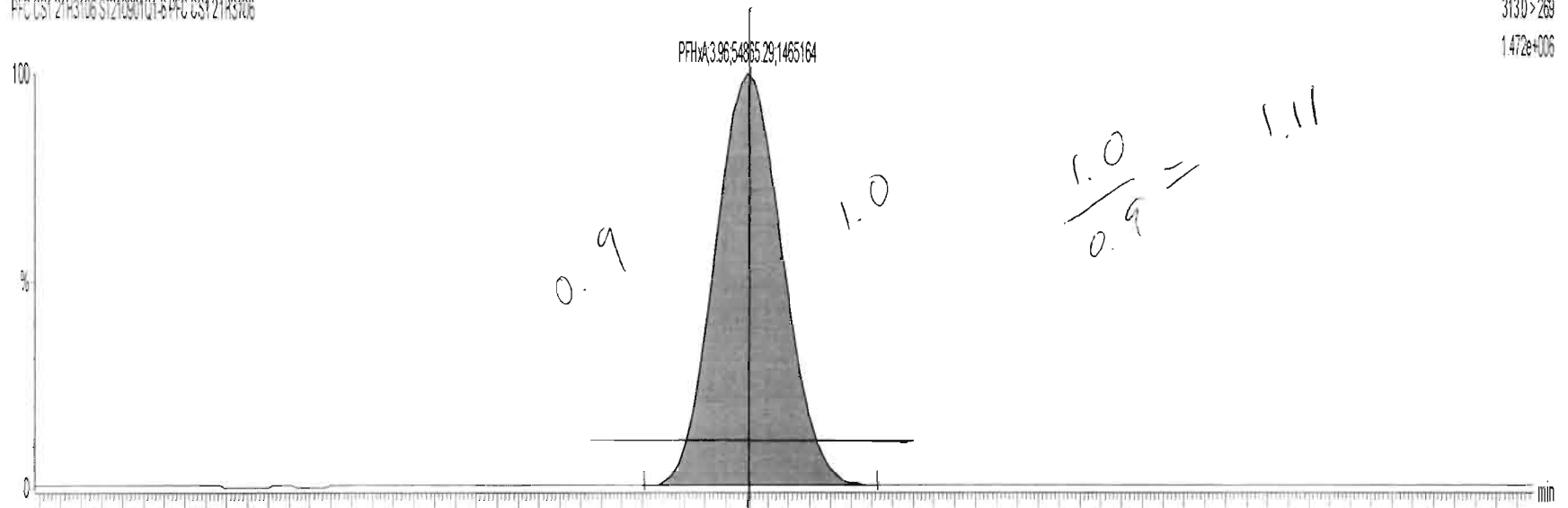
210901Q1-11 Smooth(Mn,1x2)
PFC CS1 21H3106 ST210901Q1-6 PFC CS1 21H3106

F15MRMof1 channel ES-
503.0 > 80
7.939e+005



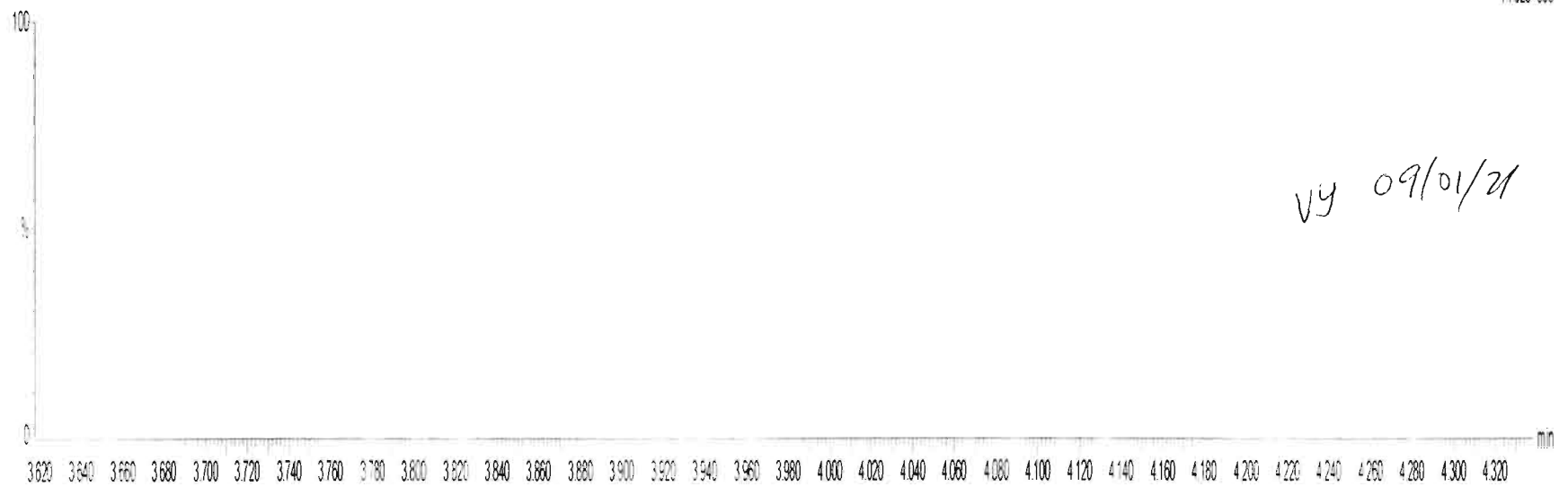
210901Q1-11 Smooth(Mn,1x2)
PFC CS1 21H3106 ST210901Q1-6 PFC CS1 21H3106

F5.NRM of 1 channel,ES
3130 > 269
1.472e+006



210901Q1-11 Smooth(Mn,1x2)
PFC CS1 21H3106 ST210901Q1-6 PFC CS1 21H3106

F11.NRM of 1 channel,ES
414.9 > 369.7
1.702e+006

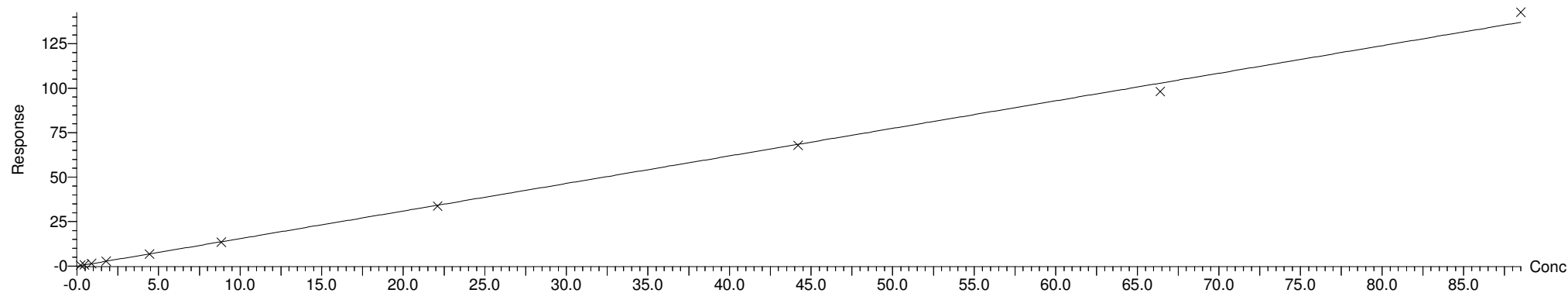


Dataset: Q:\PFAS\PFAS.PRO\Results\2021Q\SEP21\210901Q1\210901Q1-CRV.qld

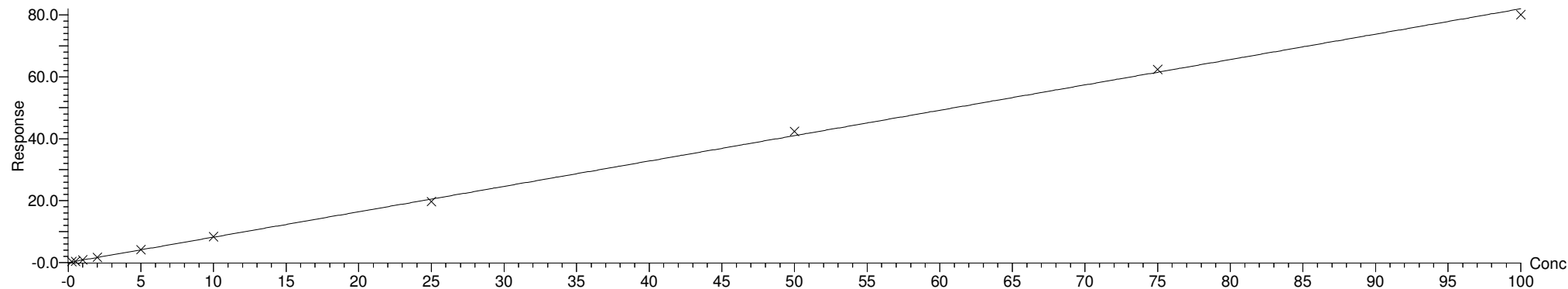
Last Altered: Wednesday, September 01, 2021 14:22:41 Pacific Daylight Time
Printed: Wednesday, September 01, 2021 14:24:36 Pacific Daylight Time

Method: Q:\PFAS\PFAS.PRO\MethDB\PFAS_DW_L18_090121.mdb 01 Sep 2021 14:22:40
Calibration: Q:\PFAS\PFAS.PRO\CurveDB\C18_537_Q6_09-01-21.cdb 01 Sep 2021 14:21:40

Compound name: PFBS
Coefficient of Determination: $R^2 = 0.998442$
Calibration curve: $1.54867 * x$
Response type: Internal Std (Ref 24), Area * (IS Conc. / IS Area)
Curve type: Linear, Origin: Force, Weighting: 1/x, Axis trans: None



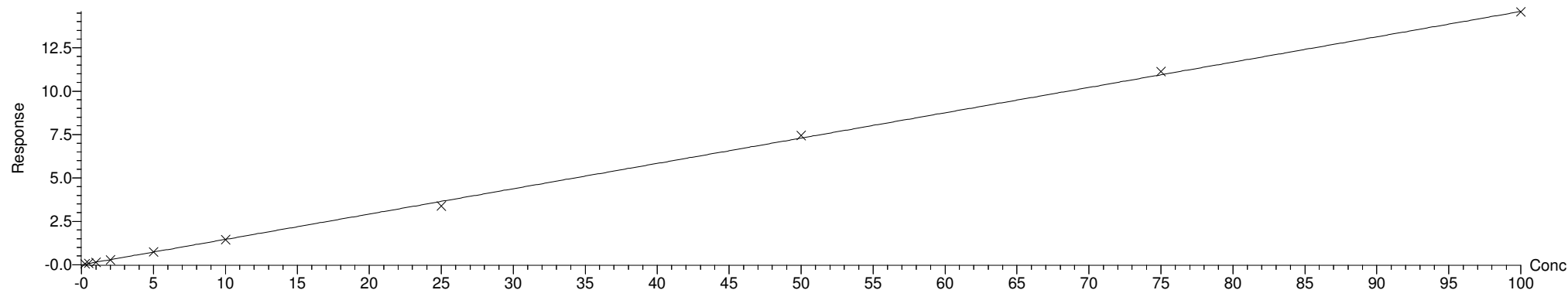
Compound name: PFHxA
Coefficient of Determination: $R^2 = 0.999122$
Calibration curve: $0.819921 * x$
Response type: Internal Std (Ref 23), Area * (IS Conc. / IS Area)
Curve type: Linear, Origin: Force, Weighting: 1/x, Axis trans: None



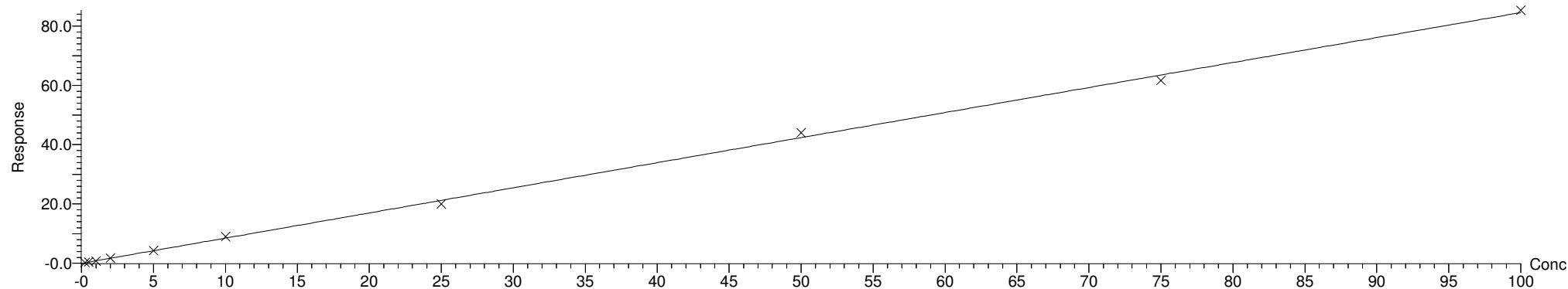
Dataset: Q:\PFAS\PFAS.PRO\Results\2021Q\SEP21\210901Q1\210901Q1-CRV.qld

Last Altered: Wednesday, September 01, 2021 14:22:41 Pacific Daylight Time
Printed: Wednesday, September 01, 2021 14:24:36 Pacific Daylight Time

Compound name: HFPO-DA
Coefficient of Determination: $R^2 = 0.999103$
Calibration curve: $0.145894 * x$
Response type: Internal Std (Ref 23), Area * (IS Conc. / IS Area)
Curve type: Linear, Origin: Force, Weighting: 1/x, Axis trans: None



Compound name: PFHpA
Coefficient of Determination: $R^2 = 0.998932$
Calibration curve: $-4.92787e-005 * x^2 + 0.850291 * x$
Response type: Internal Std (Ref 23), Area * (IS Conc. / IS Area)
Curve type: 2nd Order, Origin: Force, Weighting: 1/x, Axis trans: None

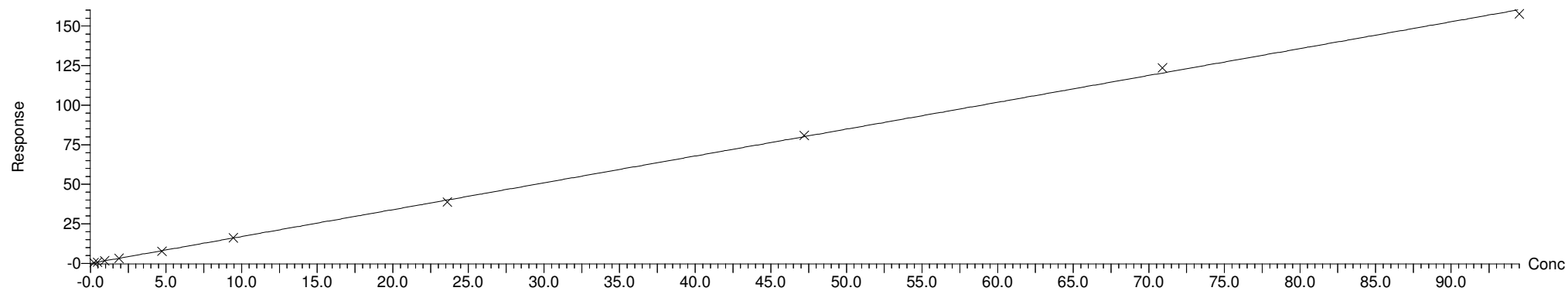


Dataset: Q:\PFAS\PFAS.PRO\Results\2021Q\SEP21\210901Q1\210901Q1-CRV.qld

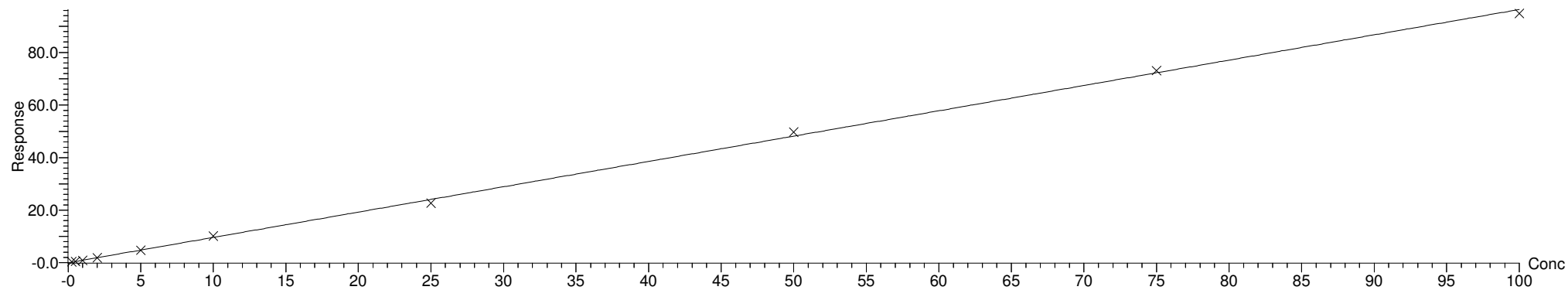
Last Altered: Wednesday, September 01, 2021 14:22:41 Pacific Daylight Time

Printed: Wednesday, September 01, 2021 14:24:36 Pacific Daylight Time

Compound name: ADONA
Coefficient of Determination: $R^2 = 0.999462$
Calibration curve: $1.6971 * x$
Response type: Internal Std (Ref 23), Area * (IS Conc. / IS Area)
Curve type: Linear, Origin: Force, Weighting: 1/x, Axis trans: None



Compound name: PFOA
Coefficient of Determination: $R^2 = 0.998999$
Calibration curve: $0.963814 * x$
Response type: Internal Std (Ref 23), Area * (IS Conc. / IS Area)
Curve type: Linear, Origin: Force, Weighting: 1/x, Axis trans: None

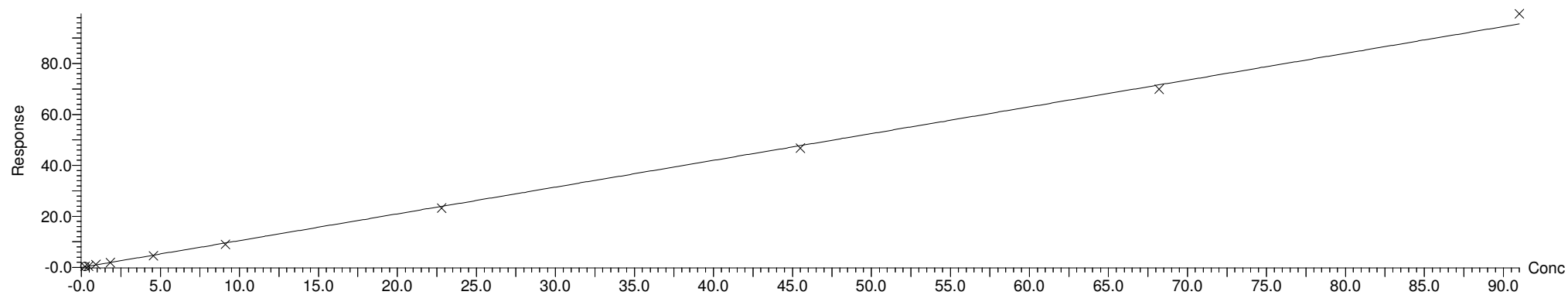


Dataset: Q:\PFAS\PFAS.PRO\Results\2021Q\SEP21\210901Q1\210901Q1-CRV.qld

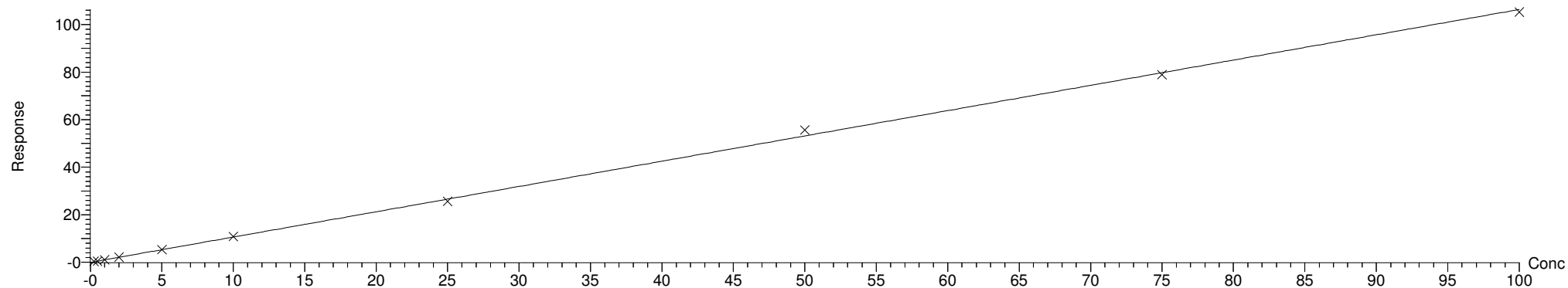
Last Altered: Wednesday, September 01, 2021 14:22:41 Pacific Daylight Time

Printed: Wednesday, September 01, 2021 14:24:36 Pacific Daylight Time

Compound name: PFHxS
Coefficient of Determination: $R^2 = 0.998749$
Calibration curve: $1.05022 * x$
Response type: Internal Std (Ref 24), Area * (IS Conc. / IS Area)
Curve type: Linear, Origin: Force, Weighting: 1/x, Axis trans: None



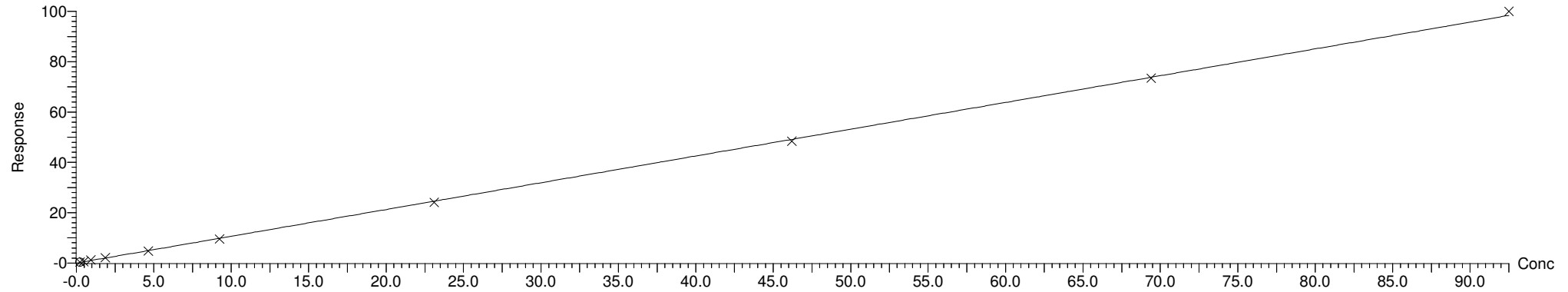
Compound name: PFNA
Coefficient of Determination: $R^2 = 0.999136$
Calibration curve: $1.06312 * x$
Response type: Internal Std (Ref 23), Area * (IS Conc. / IS Area)
Curve type: Linear, Origin: Force, Weighting: 1/x, Axis trans: None



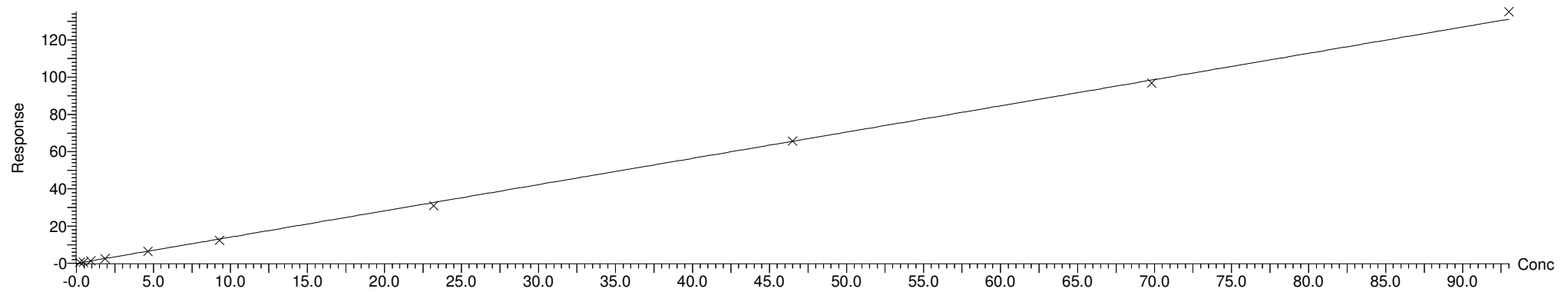
Dataset: Q:\PFAS\PFAS.PRO\Results\2021Q\SEP21\210901Q1\210901Q1-CRV.qld

Last Altered: Wednesday, September 01, 2021 14:22:41 Pacific Daylight Time
Printed: Wednesday, September 01, 2021 14:24:36 Pacific Daylight Time

Compound name: PFOS
Coefficient of Determination: $R^2 = 0.999409$
Calibration curve: $1.06394 * x$
Response type: Internal Std (Ref 24), Area * (IS Conc. / IS Area)
Curve type: Linear, Origin: Force, Weighting: 1/x, Axis trans: None



Compound name: 9CI-PF3ONS
Coefficient of Determination: $R^2 = 0.998956$
Calibration curve: $1.41024 * x$
Response type: Internal Std (Ref 24), Area * (IS Conc. / IS Area)
Curve type: Linear, Origin: Force, Weighting: 1/x, Axis trans: None

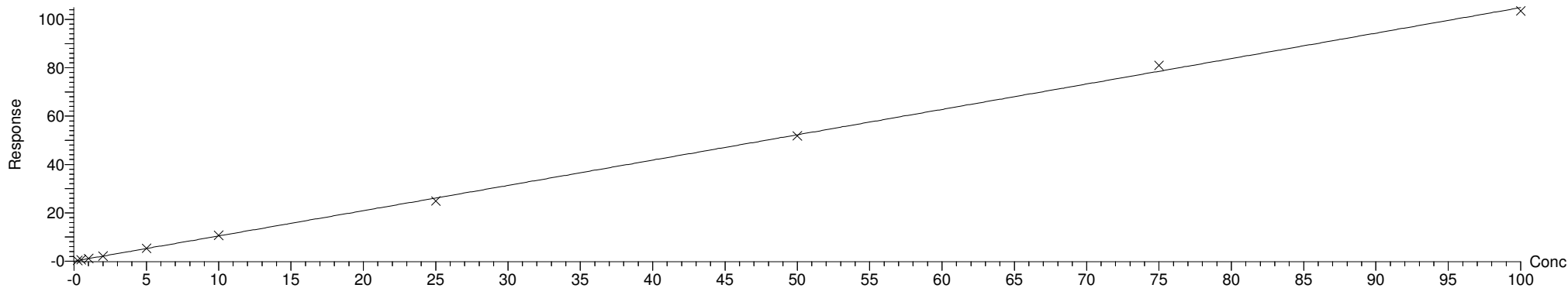


Dataset: Q:\PFAS\PFAS.PRO\Results\2021Q\SEP21\210901Q1\210901Q1-CRV.qld

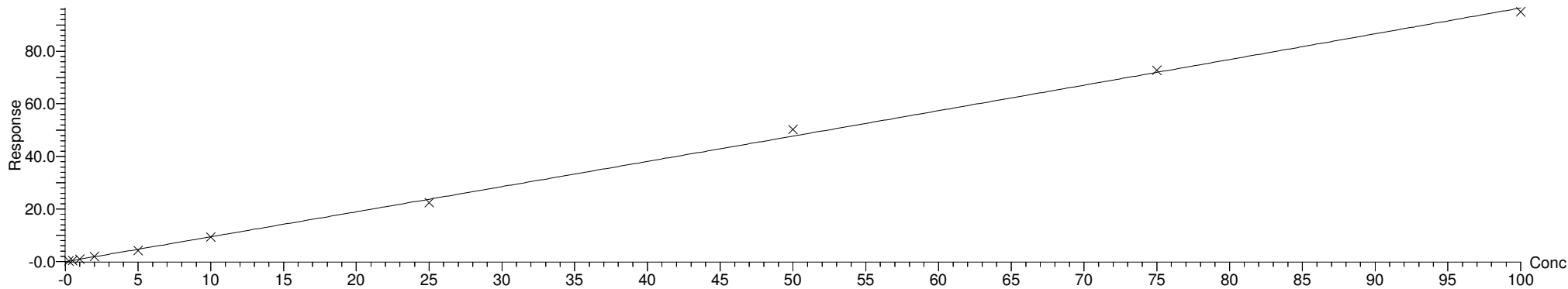
Last Altered: Wednesday, September 01, 2021 14:22:41 Pacific Daylight Time

Printed: Wednesday, September 01, 2021 14:24:36 Pacific Daylight Time

Compound name: PFDA
Coefficient of Determination: $R^2 = 0.999284$
Calibration curve: $6.44212e-005 * x^2 + 1.04222 * x$
Response type: Internal Std (Ref 23), Area * (IS Conc. / IS Area)
Curve type: 2nd Order, Origin: Force, Weighting: 1/x, Axis trans: None



Compound name: MeFOSAA
Coefficient of Determination: $R^2 = 0.998747$
Calibration curve: $0.000195163 * x^2 + 0.945068 * x$
Response type: Internal Std (Ref 25), Area * (IS Conc. / IS Area)
Curve type: 2nd Order, Origin: Force, Weighting: 1/x, Axis trans: None

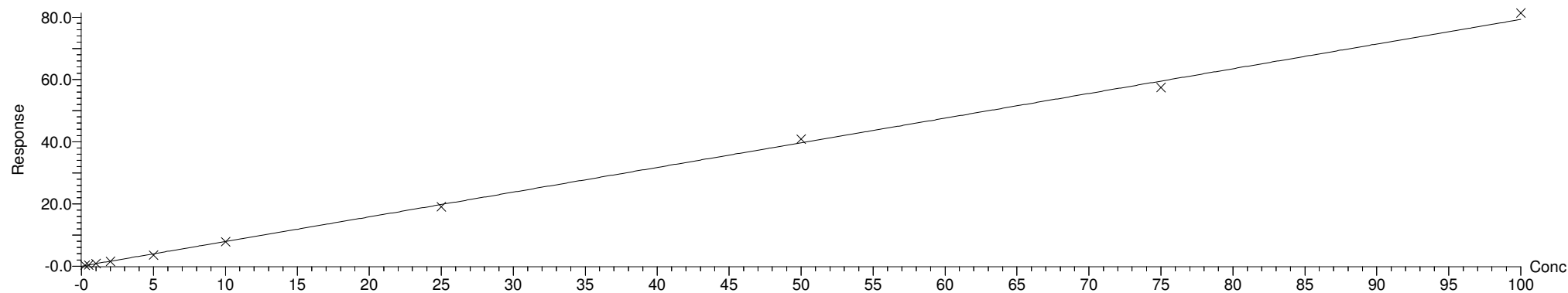


Dataset: Q:\PFAS\PFAS.PRO\Results\2021Q\SEP21\210901Q1\210901Q1-CRV.qld

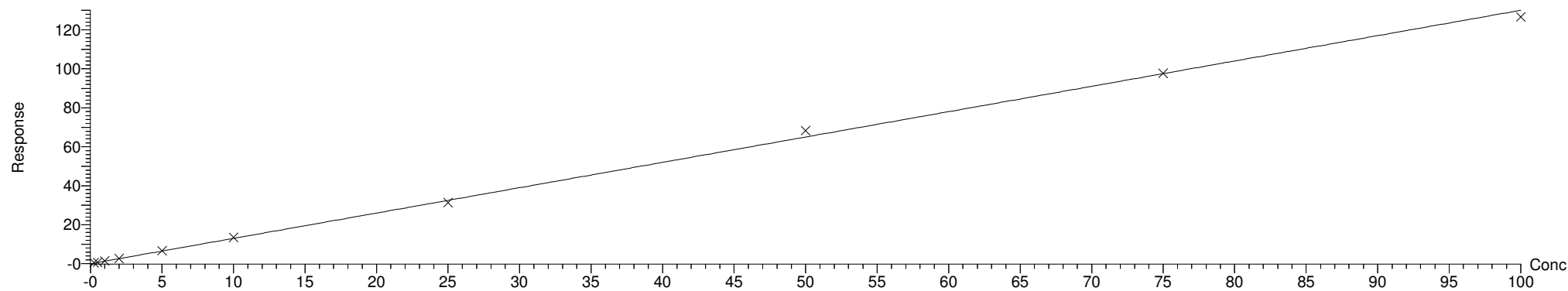
Last Altered: Wednesday, September 01, 2021 14:22:41 Pacific Daylight Time

Printed: Wednesday, September 01, 2021 14:24:36 Pacific Daylight Time

Compound name: EtFOSAA
Coefficient of Determination: $R^2 = 0.998726$
Calibration curve: $0.793193 * x$
Response type: Internal Std (Ref 25), Area * (IS Conc. / IS Area)
Curve type: Linear, Origin: Force, Weighting: 1/x, Axis trans: None



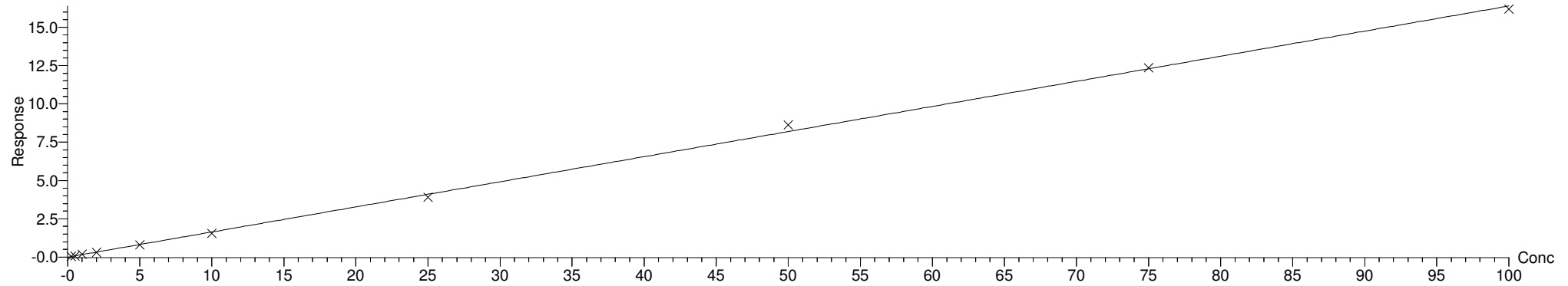
Compound name: PFUnA
Coefficient of Determination: $R^2 = 0.998855$
Calibration curve: $1.30049 * x$
Response type: Internal Std (Ref 23), Area * (IS Conc. / IS Area)
Curve type: Linear, Origin: Force, Weighting: 1/x, Axis trans: None



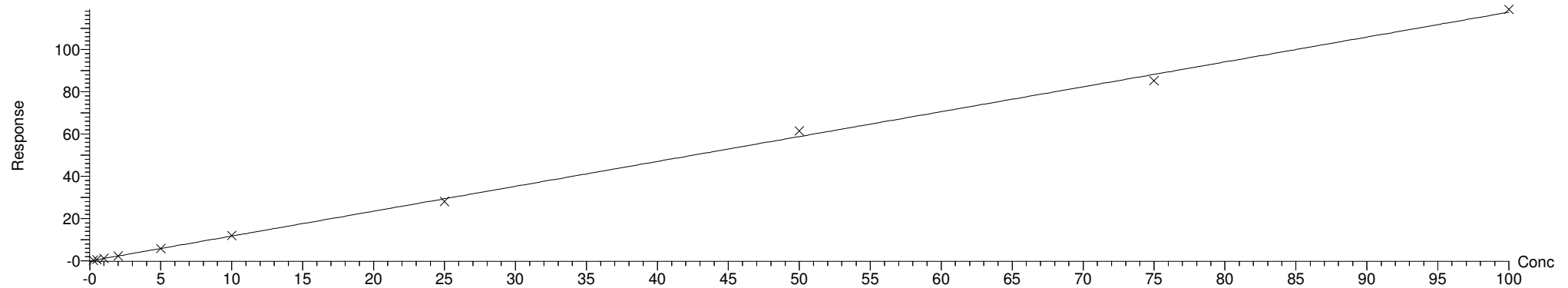
Dataset: Q:\PFAS\PFAS.PRO\Results\2021Q\SEP21\210901Q1\210901Q1-CRV.qld

Last Altered: Wednesday, September 01, 2021 14:22:41 Pacific Daylight Time
Printed: Wednesday, September 01, 2021 14:24:36 Pacific Daylight Time

Compound name: PFDoA
Coefficient of Determination: $R^2 = 0.998896$
Calibration curve: $0.163912 * x$
Response type: Internal Std (Ref 23), Area * (IS Conc. / IS Area)
Curve type: Linear, Origin: Force, Weighting: 1/x, Axis trans: None



Compound name: PFTrDA
Coefficient of Determination: $R^2 = 0.998878$
Calibration curve: $1.17527 * x$
Response type: Internal Std (Ref 23), Area * (IS Conc. / IS Area)
Curve type: Linear, Origin: Force, Weighting: 1/x, Axis trans: None

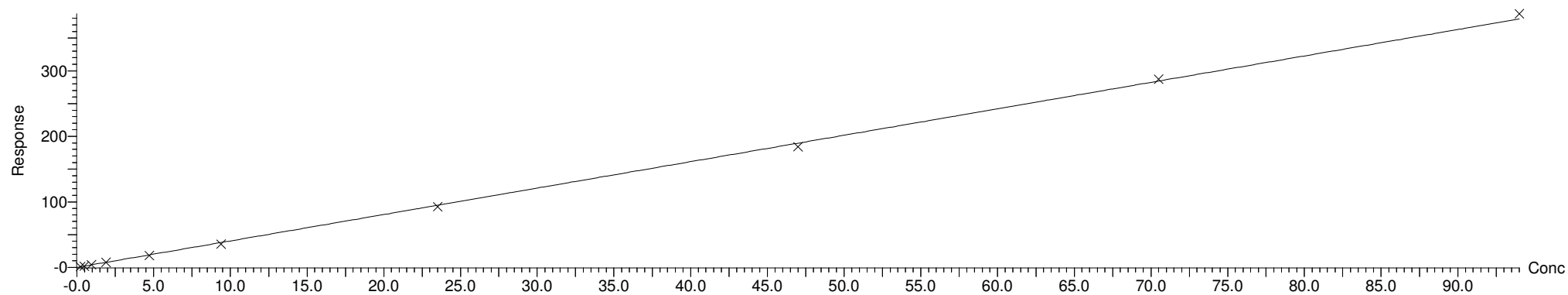


Dataset: Q:\PFAS\PFAS.PRO\Results\2021Q\SEP21\210901Q1\210901Q1-CRV.qld

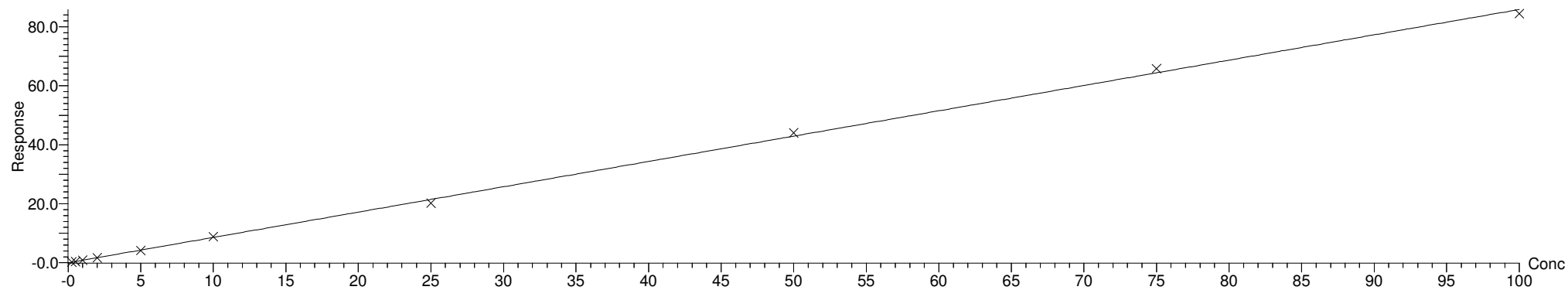
Last Altered: Wednesday, September 01, 2021 14:22:41 Pacific Daylight Time

Printed: Wednesday, September 01, 2021 14:24:36 Pacific Daylight Time

Compound name: 11Cl-PF3OUdS
Coefficient of Determination: $R^2 = 0.999254$
Calibration curve: $4.03425 * x$
Response type: Internal Std (Ref 24), Area * (IS Conc. / IS Area)
Curve type: Linear, Origin: Force, Weighting: 1/x, Axis trans: None



Compound name: PFTeDA
Coefficient of Determination: $R^2 = 0.999149$
Calibration curve: $0.85879 * x$
Response type: Internal Std (Ref 23), Area * (IS Conc. / IS Area)
Curve type: Linear, Origin: Force, Weighting: 1/x, Axis trans: None



Dataset: Q:\PFAS\PFAS.PRO\Results\2021Q\SEP21\210901Q1\210901Q1-CRV.qld

Last Altered: Wednesday, September 01, 2021 14:22:41 Pacific Daylight Time

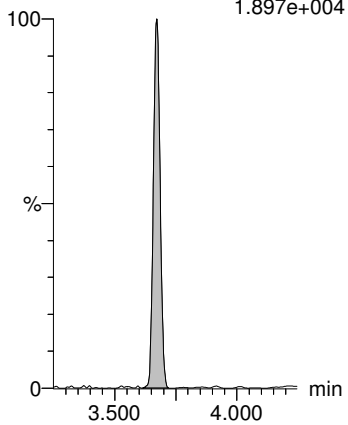
Printed: Wednesday, September 01, 2021 14:25:15 Pacific Daylight Time

Method: Q:\PFAS\PFAS.PRO\MethDB\PFAS_DW_L18_090121.mdb 01 Sep 2021 14:22:40
Calibration: Q:\PFAS\PFAS.PRO\CurveDB\C18_537_Q6_09-01-21.cdb 01 Sep 2021 14:21:40

Name: 210901Q1-06, Date: 01-Sep-2021, Time: 11:19:17, ID: ST210901Q1-1 PFC CS-4 21H3101, Description: PFC CS-4 21H3101

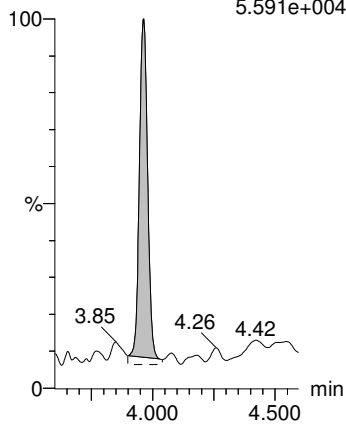
PFBS

F4:MRM of 1 channel,ES-
299 > 80
1.897e+004



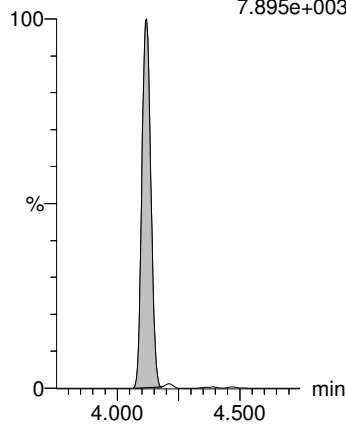
PFHxA

F5:MRM of 1 channel,ES-
313.0 > 269
5.591e+004



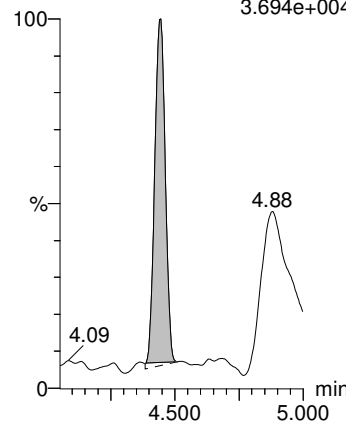
HFPO-DA

F2:MRM of 1 channel,ES-
284.9 > 169
7.895e+003



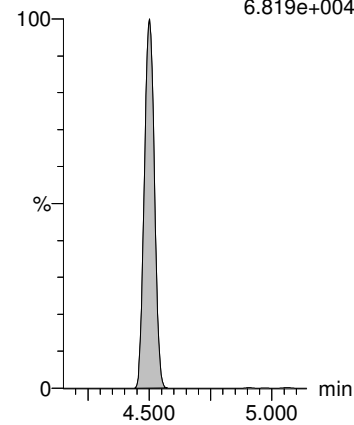
PFHpA

F7:MRM of 1 channel,ES-
362.9 > 318.9
3.694e+004



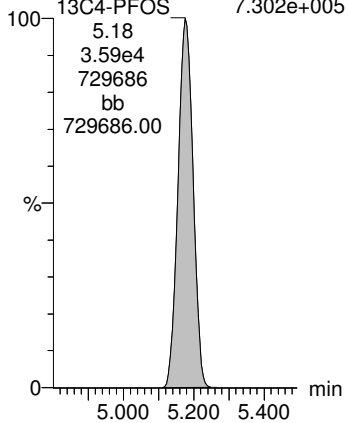
ADONA

F8:MRM of 1 channel,ES-
376.8 > 250.9
6.819e+004



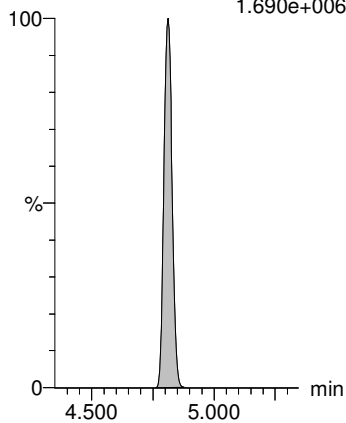
13C4-PFOS

F15:MRM of 1 channel,ES-
503.0 > 80
7.302e+005



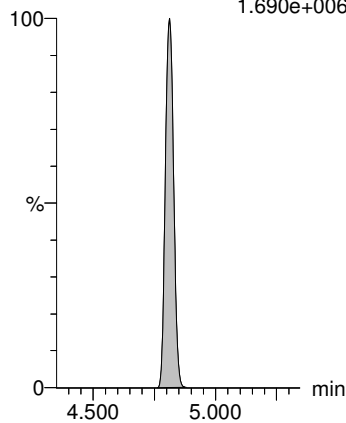
13C2-PFOA

F11:MRM of 1 channel,ES-
414.9 > 369.7
1.690e+006



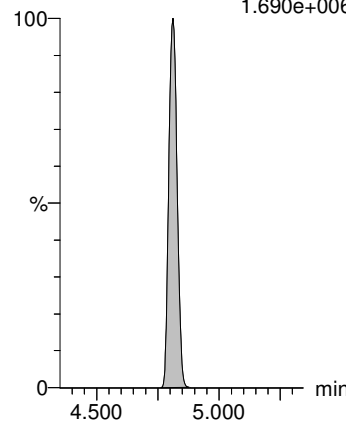
13C2-PFOA

F11:MRM of 1 channel,ES-
414.9 > 369.7
1.690e+006



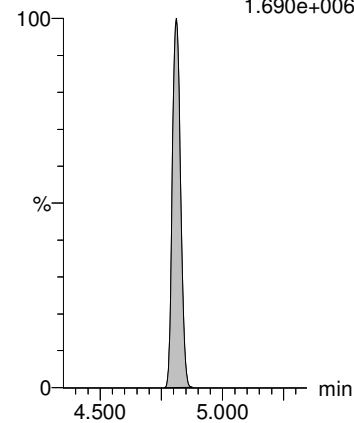
13C2-PFOA

F11:MRM of 1 channel,ES-
414.9 > 369.7
1.690e+006



13C2-PFOA

F11:MRM of 1 channel,ES-
414.9 > 369.7
1.690e+006



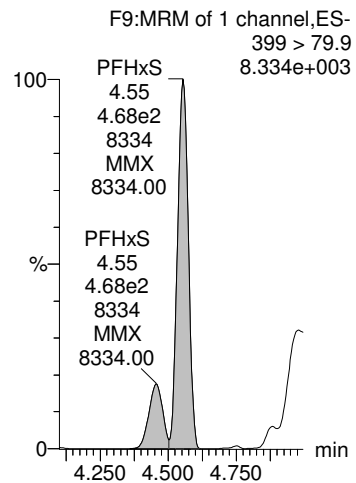
Dataset: Q:\PFAS\PFAS.PRO\Results\2021Q\SEP21\210901Q1\210901Q1-CRV.qld

Last Altered: Wednesday, September 01, 2021 14:22:41 Pacific Daylight Time

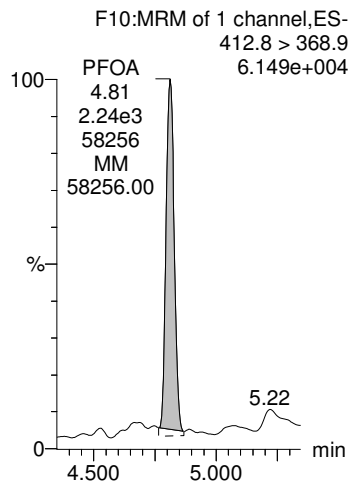
Printed: Wednesday, September 01, 2021 14:25:15 Pacific Daylight Time

Name: 210901Q1-06, Date: 01-Sep-2021, Time: 11:19:17, ID: ST210901Q1-1 PFC CS-4 21H3101, Description: PFC CS-4 21H3101

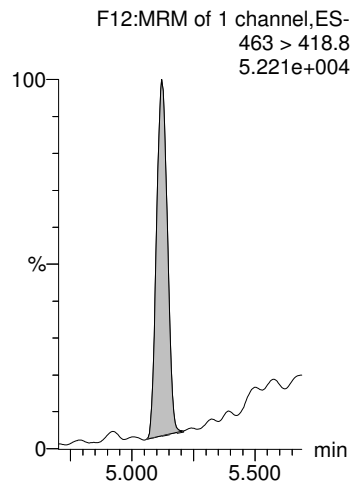
PFHxS



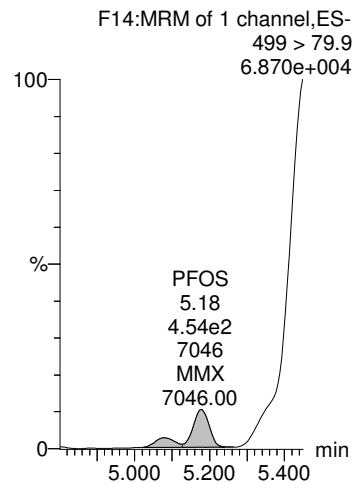
PFOA



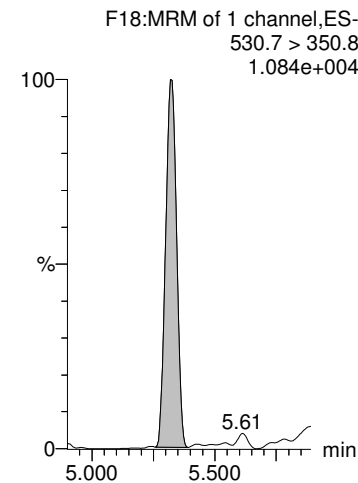
PFNA



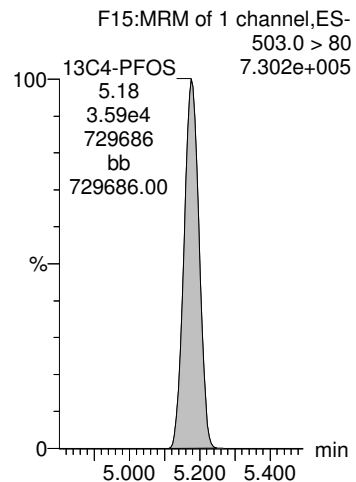
PFOS



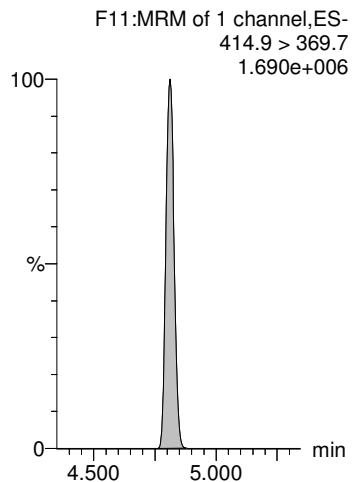
9CI-PF3ONS



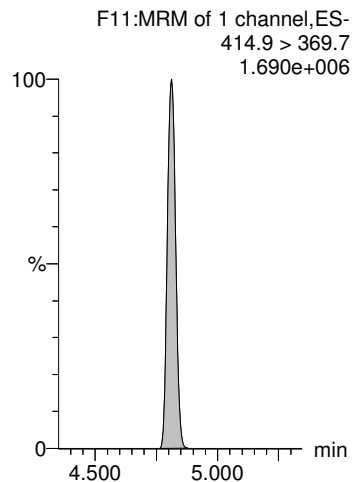
13C4-PFOS



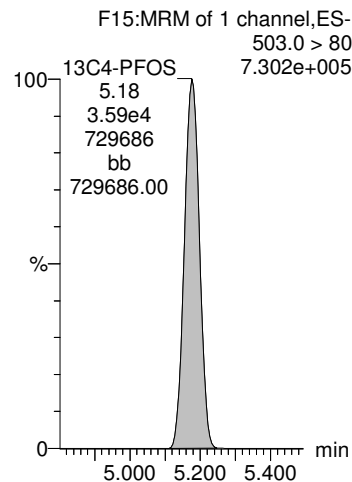
13C2-PFOA



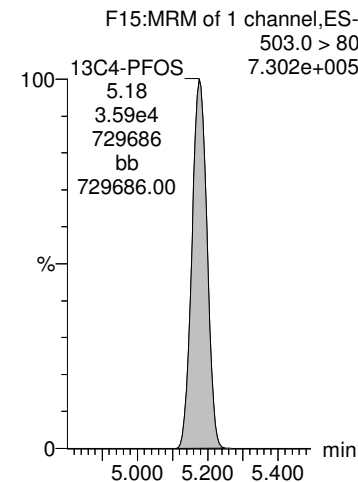
13C2-PFOA



13C4-PFOS



13C4-PFOS



Dataset: Q:\PFAS\PFAS.PRO\Results\2021Q\SEP21\210901Q1\210901Q1-CRV.qld

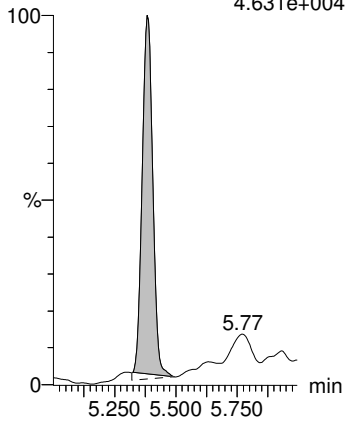
Last Altered: Wednesday, September 01, 2021 14:22:41 Pacific Daylight Time

Printed: Wednesday, September 01, 2021 14:25:15 Pacific Daylight Time

Name: 210901Q1-06, Date: 01-Sep-2021, Time: 11:19:17, ID: ST210901Q1-1 PFC CS-4 21H3101, Description: PFC CS-4 21H3101

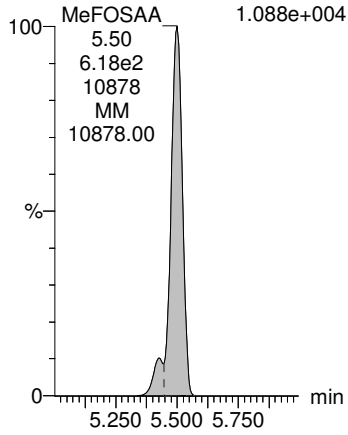
PFDA

F16:MRM of 1 channel,ES-
513 > 468.8
4.631e+004



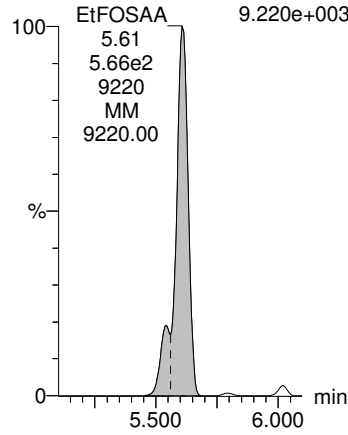
MeFOSAA

F20:MRM of 1 channel,ES-
570.0 > 419.0
1.088e+004



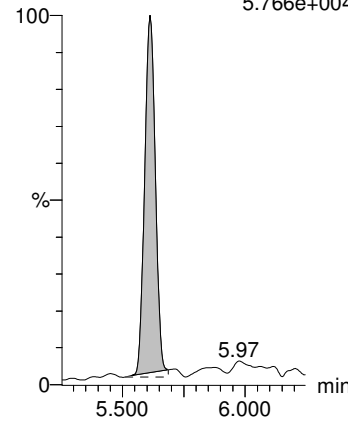
EtFOSAA

F22:MRM of 1 channel,ES-
584.1 > 419.0
9.220e+003



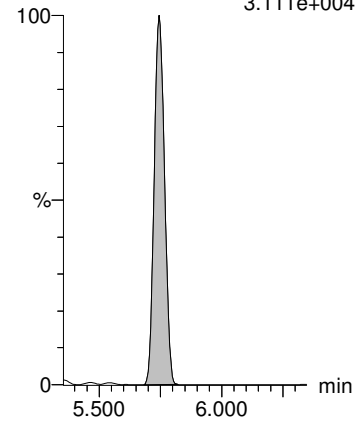
PFUnA

F19:MRM of 1 channel,ES-
563 > 518.9
5.766e+004



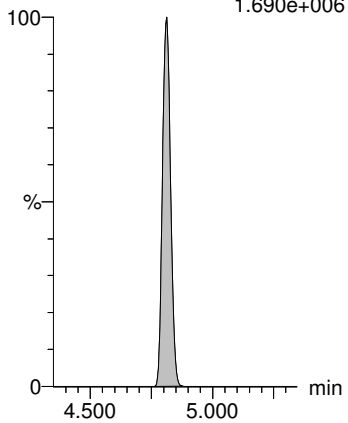
11CI-PF3OUdS

F25:MRM of 1 channel,ES-
630.8 > 450.8
3.111e+004



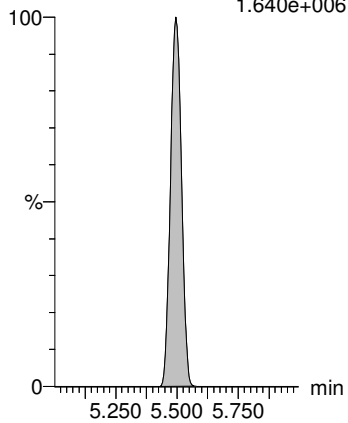
13C2-PFOA

F11:MRM of 1 channel,ES-
414.9 > 369.7
1.690e+006



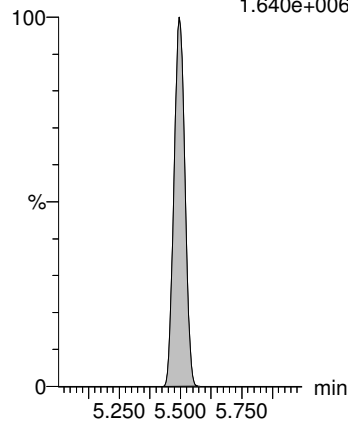
d3-N-MeFOSAA

F21:MRM of 1 channel,ES-
573.3 > 419.0
1.640e+006



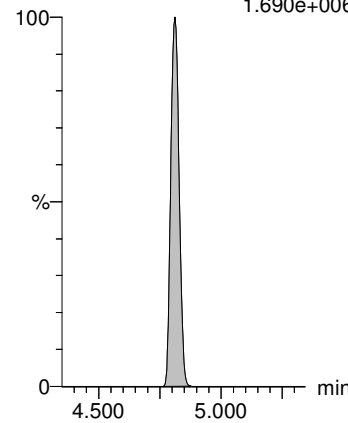
d3-N-MeFOSAA

F21:MRM of 1 channel,ES-
573.3 > 419.0
1.640e+006



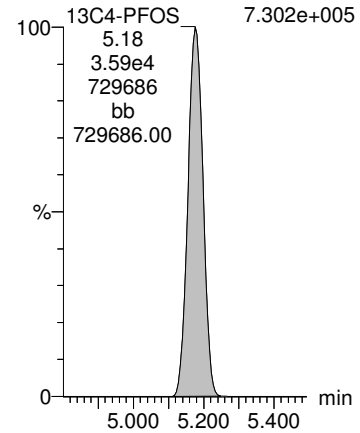
13C2-PFOA

F11:MRM of 1 channel,ES-
414.9 > 369.7
1.690e+006



13C4-PFOS

F15:MRM of 1 channel,ES-
503.0 > 80
7.302e+005



Dataset: Q:\PFAS\PFAS.PRO\Results\2021Q\SEP21\210901Q1\210901Q1-CRV.qld

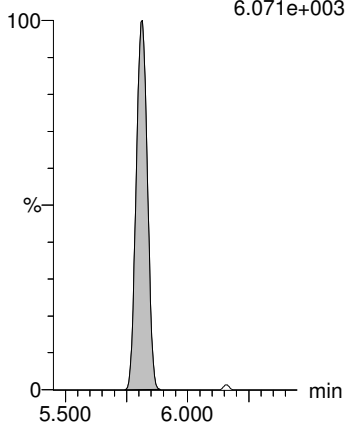
Last Altered: Wednesday, September 01, 2021 14:22:41 Pacific Daylight Time

Printed: Wednesday, September 01, 2021 14:25:15 Pacific Daylight Time

Name: 210901Q1-06, Date: 01-Sep-2021, Time: 11:19:17, ID: ST210901Q1-1 PFC CS-4 21H3101, Description: PFC CS-4 21H3101

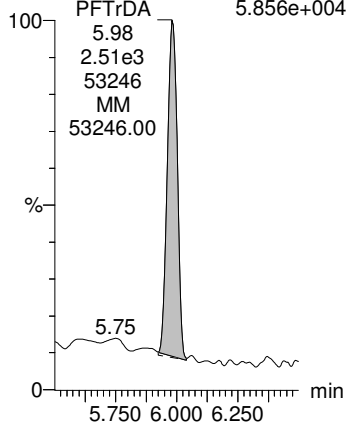
PFDoA

F24:MRM of 1 channel,ES-
612.9 > 318.8
6.071e+003



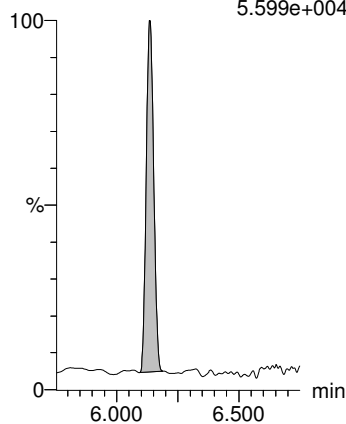
PFTrDA

F26:MRM of 1 channel,ES-
662.9 > 618.9
5.856e+004



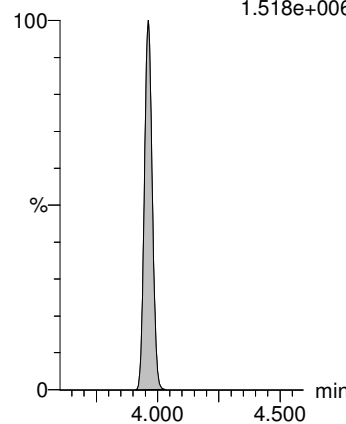
PFTeDA

F27:MRM of 1 channel,ES-
713 > 669
5.599e+004



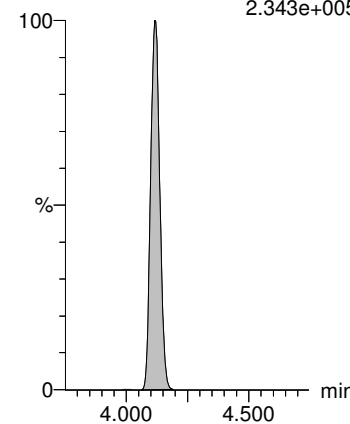
13C2-PFHxA

F6:MRM of 1 channel,ES-
315 > 270.0
1.518e+006



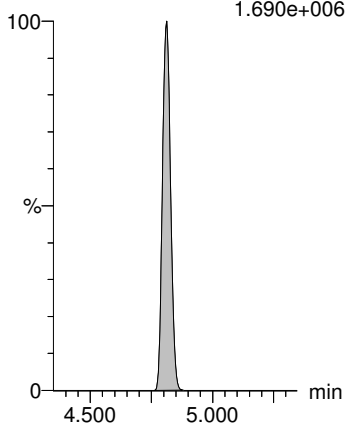
13C3-HFPO-DA

F3:MRM of 1 channel,ES-
287 > 169
2.343e+005



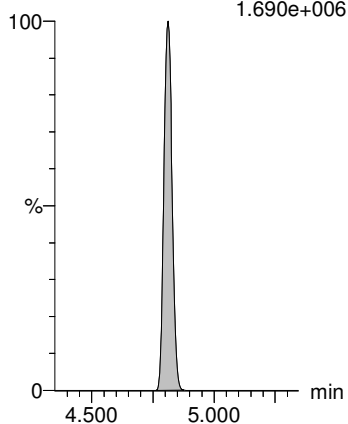
13C2-PFOA

F11:MRM of 1 channel,ES-
414.9 > 369.7
1.690e+006



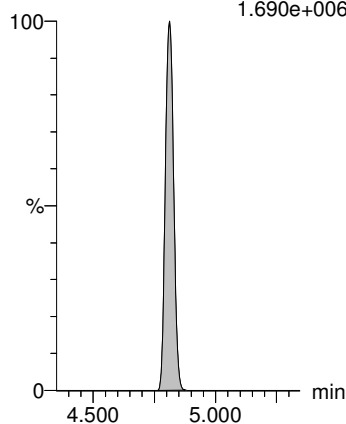
13C2-PFOA

F11:MRM of 1 channel,ES-
414.9 > 369.7
1.690e+006



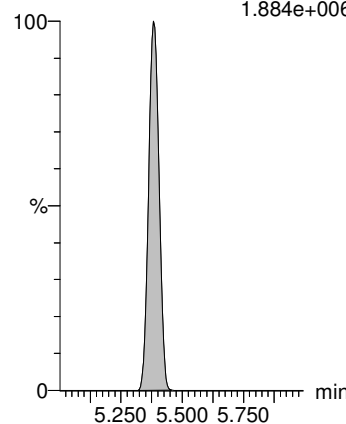
13C2-PFOA

F11:MRM of 1 channel,ES-
414.9 > 369.7
1.690e+006



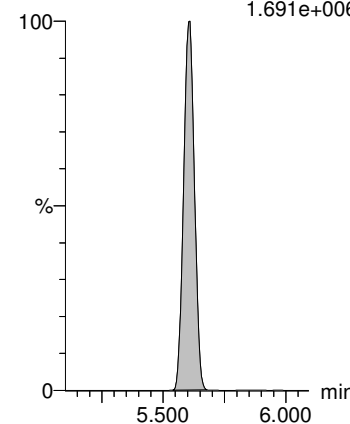
13C2-PFDA

F17:MRM of 1 channel,ES-
515.1 > 469.9
1.884e+006



d5-N-EtFOSAA

F23:MRM of 1 channel,ES-
589.3 > 419.0
1.691e+006



Dataset: Q:\PFAS\PFAS.PRO\Results\2021Q\SEP21\210901Q1\210901Q1-CRV.qld

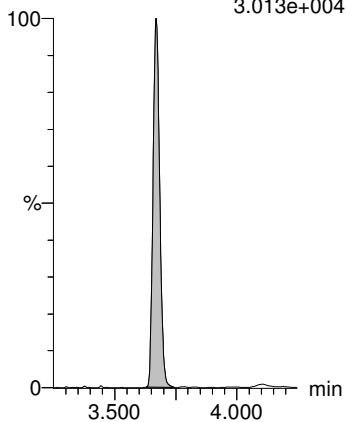
Last Altered: Wednesday, September 01, 2021 14:22:41 Pacific Daylight Time

Printed: Wednesday, September 01, 2021 14:25:15 Pacific Daylight Time

Name: 210901Q1-07, Date: 01-Sep-2021, Time: 11:30:20, ID: ST210901Q1-2 PFC CS-3 21H3102, Description: PFC CS-3 21H3102

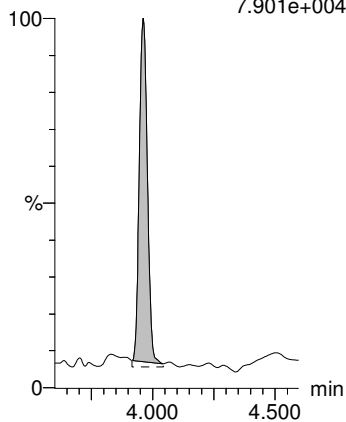
PFBS

F4:MRM of 1 channel,ES-
299 > 80
3.013e+004



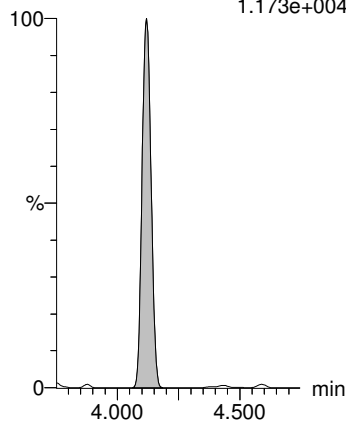
PFHxA

F5:MRM of 1 channel,ES-
313.0 > 269
7.901e+004



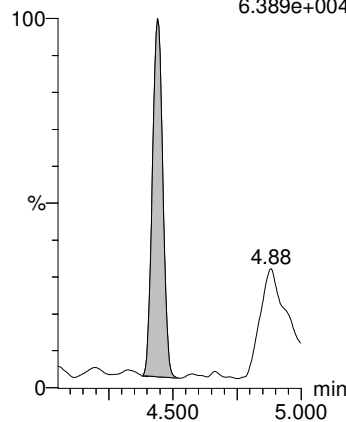
HFPO-DA

F2:MRM of 1 channel,ES-
284.9 > 169
1.173e+004



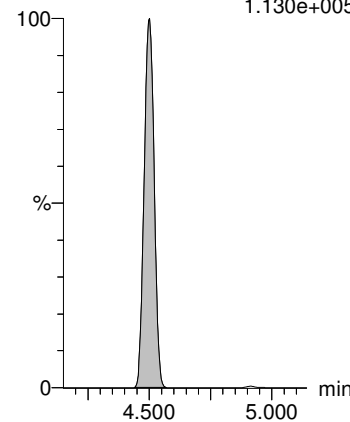
PFHpA

F7:MRM of 1 channel,ES-
362.9 > 318.9
6.389e+004



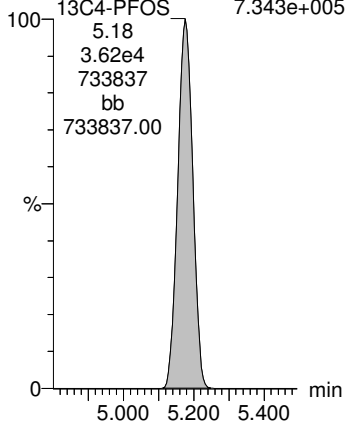
ADONA

F8:MRM of 1 channel,ES-
376.8 > 250.9
1.130e+005



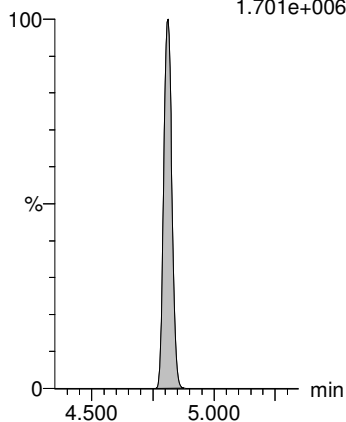
13C4-PFOS

F15:MRM of 1 channel,ES-
503.0 > 80
7.343e+005



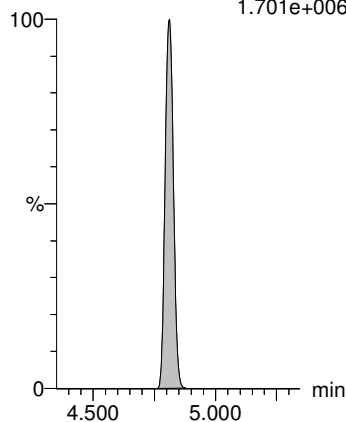
13C2-PFOA

F11:MRM of 1 channel,ES-
414.9 > 369.7
1.701e+006



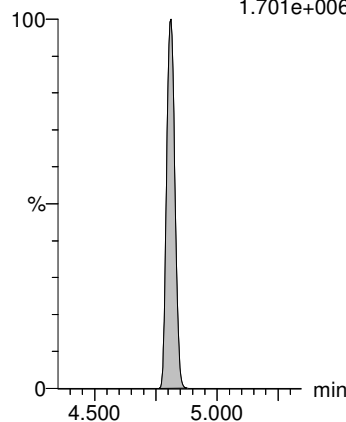
13C2-PFOA

F11:MRM of 1 channel,ES-
414.9 > 369.7
1.701e+006



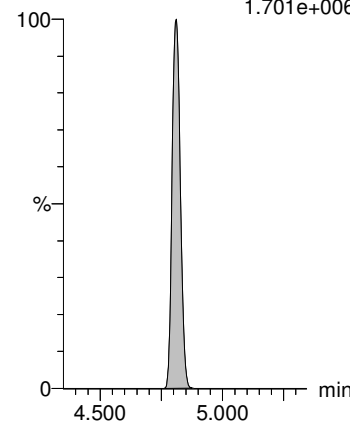
13C2-PFOA

F11:MRM of 1 channel,ES-
414.9 > 369.7
1.701e+006



13C2-PFOA

F11:MRM of 1 channel,ES-
414.9 > 369.7
1.701e+006



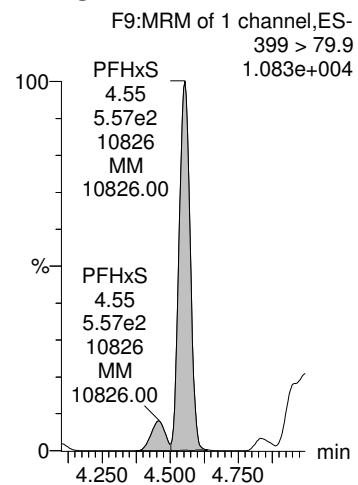
Dataset: Q:\PFAS\PFAS.PRO\Results\2021Q\SEP21\210901Q1\210901Q1-CRV.qld

Last Altered: Wednesday, September 01, 2021 14:22:41 Pacific Daylight Time

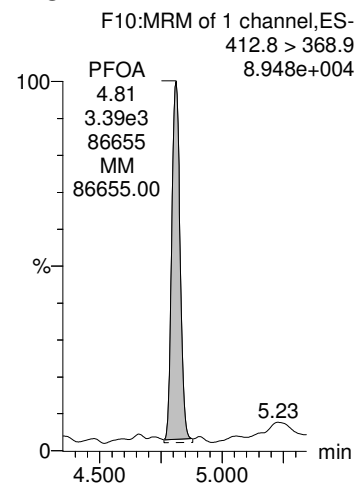
Printed: Wednesday, September 01, 2021 14:25:15 Pacific Daylight Time

Name: 210901Q1-07, Date: 01-Sep-2021, Time: 11:30:20, ID: ST210901Q1-2 PFC CS-3 21H3102, Description: PFC CS-3 21H3102

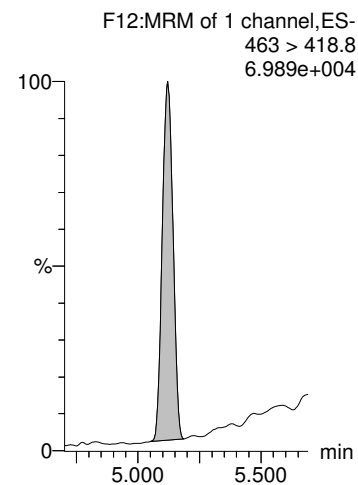
PFHxS



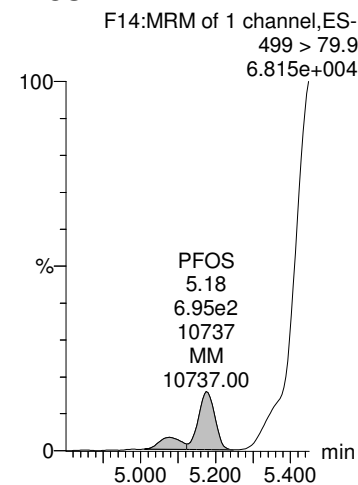
PFOA



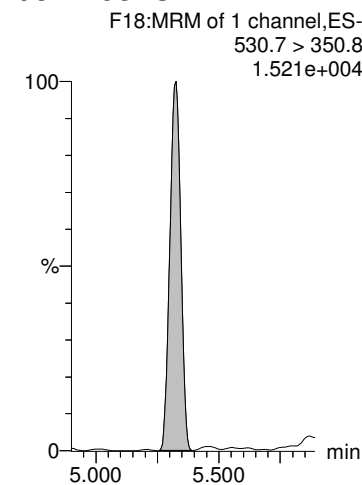
PFNA



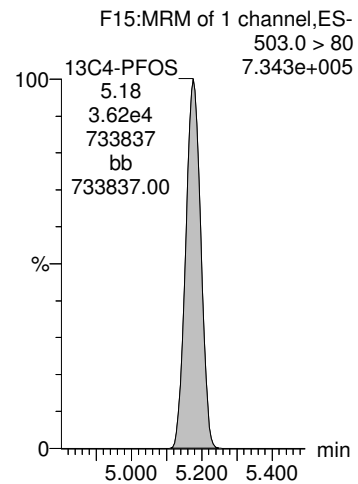
PFOS



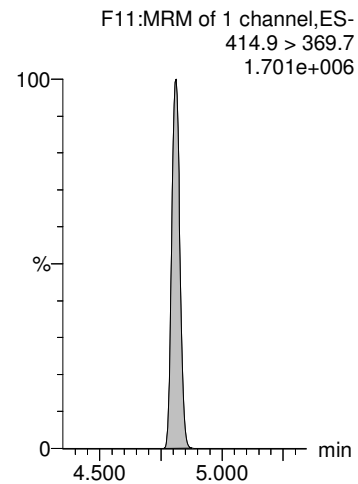
9CI-PF3ONS



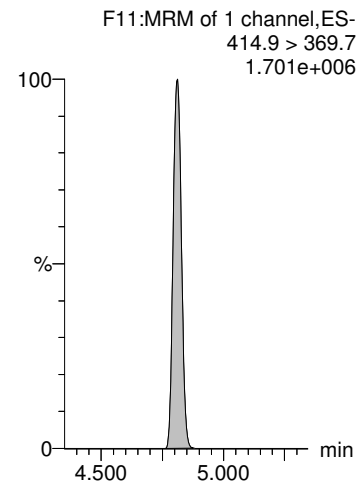
13C4-PFOS



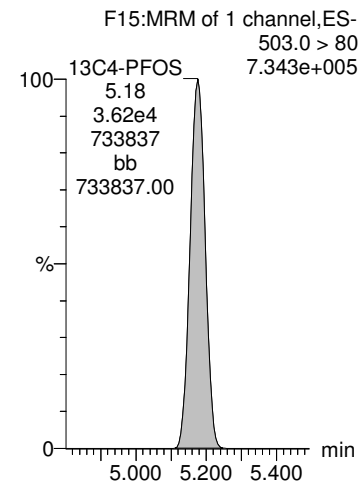
13C2-PFOA



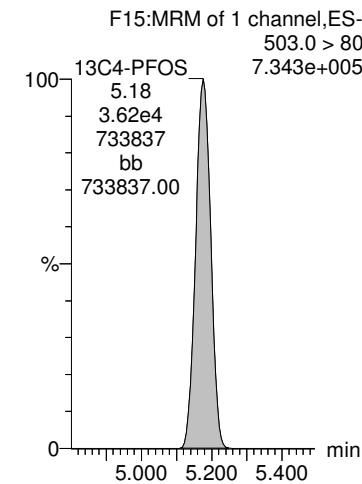
13C2-PFOA



13C4-PFOS



13C4-PFOS



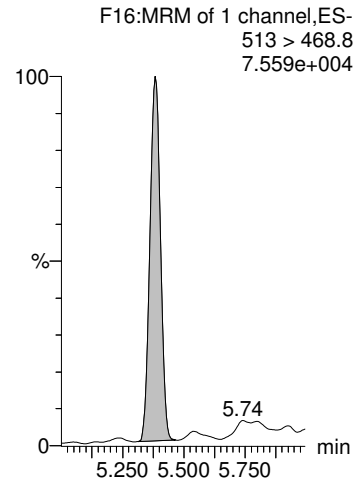
Dataset: Q:\PFAS\PFAS.PRO\Results\2021Q\SEP21\210901Q1\210901Q1-CRV.qld

Last Altered: Wednesday, September 01, 2021 14:22:41 Pacific Daylight Time

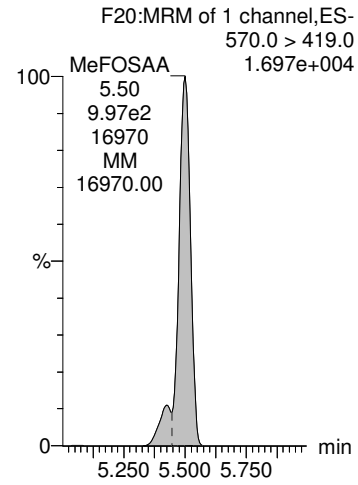
Printed: Wednesday, September 01, 2021 14:25:15 Pacific Daylight Time

Name: 210901Q1-07, Date: 01-Sep-2021, Time: 11:30:20, ID: ST210901Q1-2 PFC CS-3 21H3102, Description: PFC CS-3 21H3102

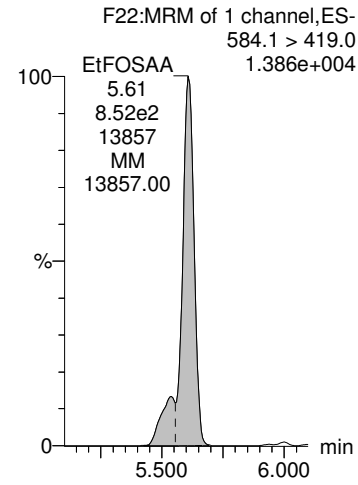
PFDA



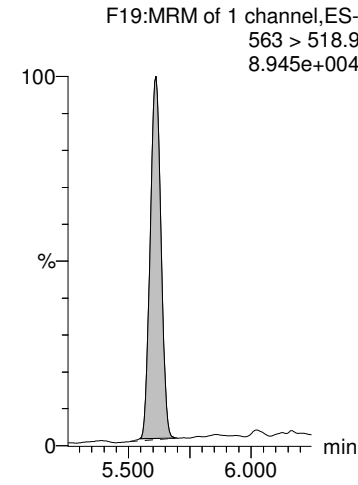
MeFOSAA



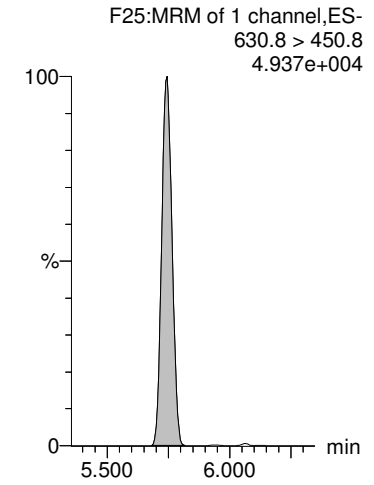
EtFOSAA



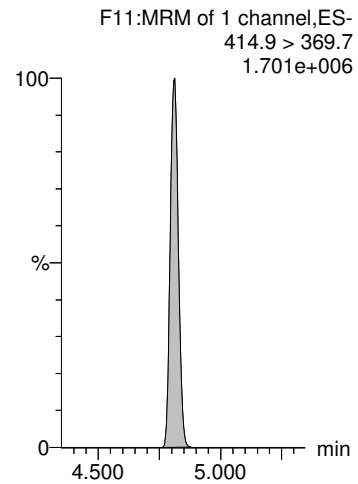
PFUnA



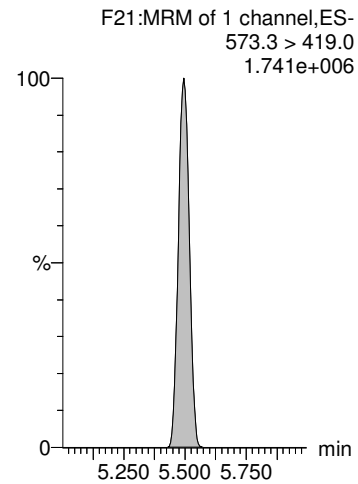
11CI-PF3OUdS



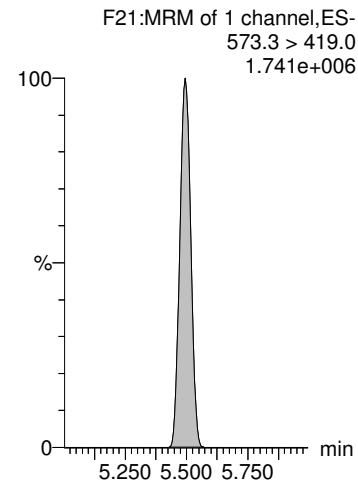
13C2-PFOA



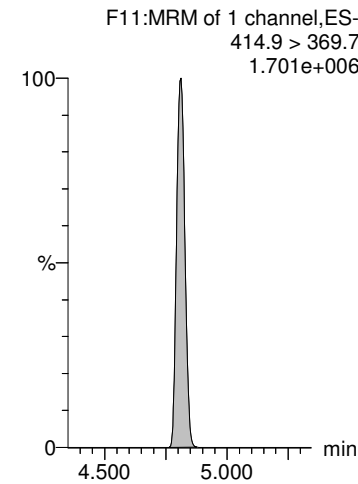
d3-N-MeFOSAA



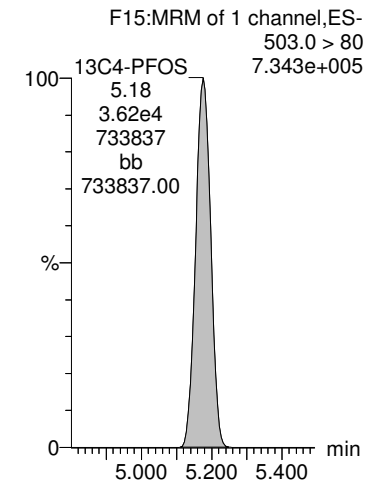
d3-N-MeFOSAA



13C2-PFOA



13C4-PFOS



Dataset: Q:\PFAS\PFAS.PRO\Results\2021Q\SEP21\210901Q1\210901Q1-CRV.qld

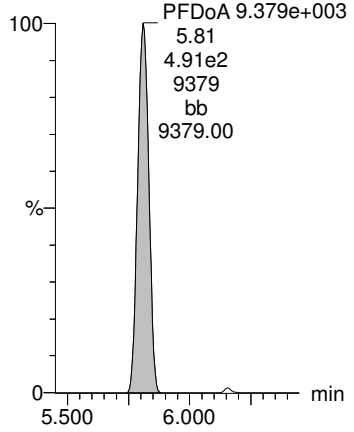
Last Altered: Wednesday, September 01, 2021 14:22:41 Pacific Daylight Time

Printed: Wednesday, September 01, 2021 14:25:15 Pacific Daylight Time

Name: 210901Q1-07, Date: 01-Sep-2021, Time: 11:30:20, ID: ST210901Q1-2 PFC CS-3 21H3102, Description: PFC CS-3 21H3102

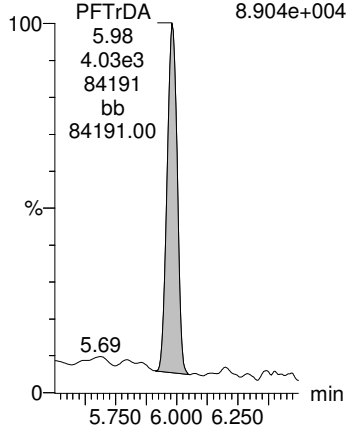
PFDoA

F24:MRM of 1 channel,ES-
612.9 > 318.8



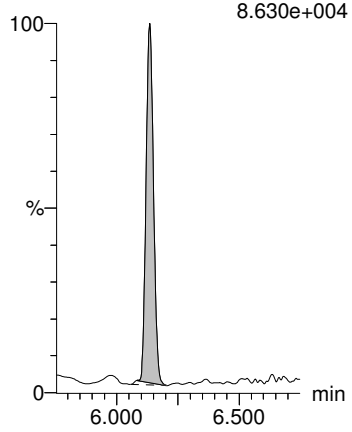
PFTrDA

F26:MRM of 1 channel,ES-
662.9 > 618.9



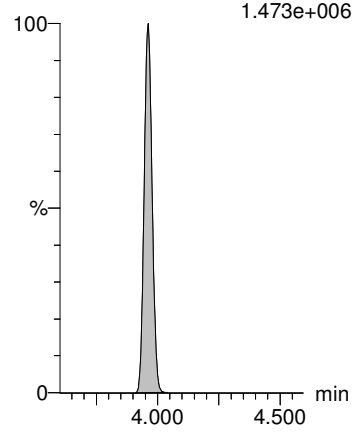
PFTeDA

F27:MRM of 1 channel,ES-
713 > 669



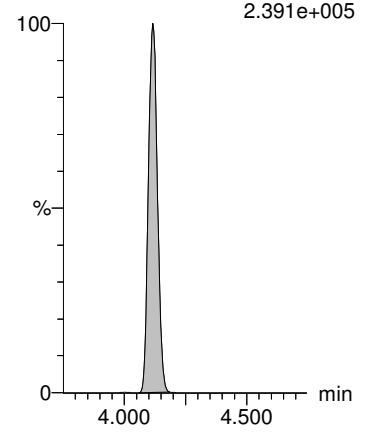
13C2-PFHxA

F6:MRM of 1 channel,ES-
315 > 270.0



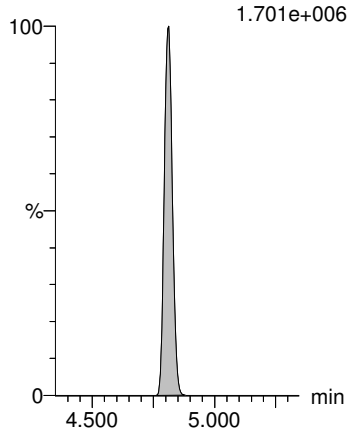
13C3-HFPO-DA

F3:MRM of 1 channel,ES-
287 > 169



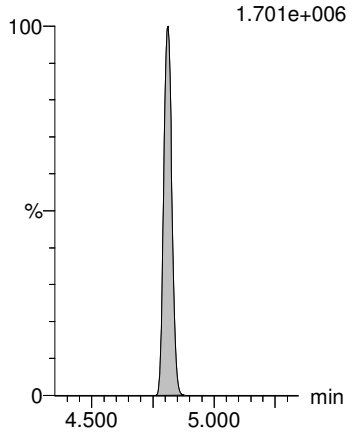
13C2-PFOA

F11:MRM of 1 channel,ES-
414.9 > 369.7



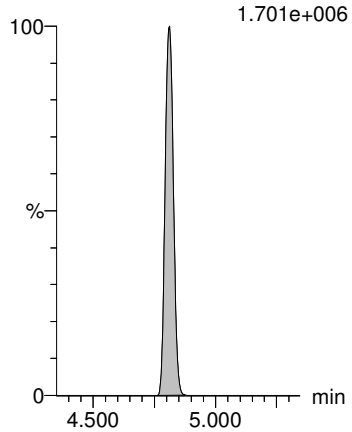
13C2-PFOA

F11:MRM of 1 channel,ES-
414.9 > 369.7



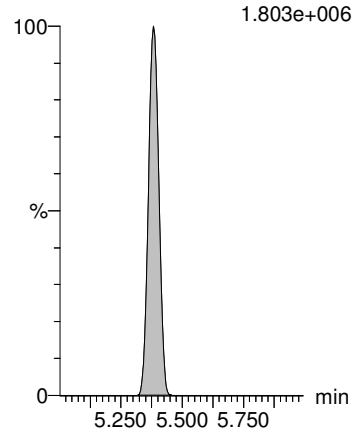
13C2-PFOA

F11:MRM of 1 channel,ES-
414.9 > 369.7



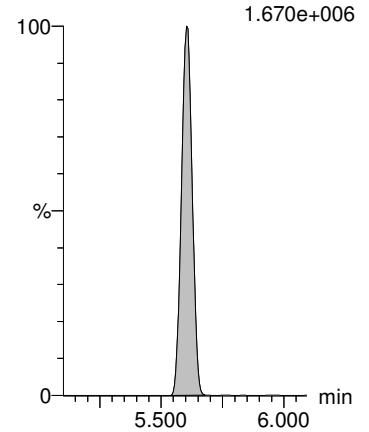
13C2-PFDA

F17:MRM of 1 channel,ES-
515.1 > 469.9



d5-N-EtFOSAA

F23:MRM of 1 channel,ES-
589.3 > 419.0



Dataset: Q:\PFAS\PFAS.PRO\Results\2021Q\SEP21\210901Q1\210901Q1-CRV.qld

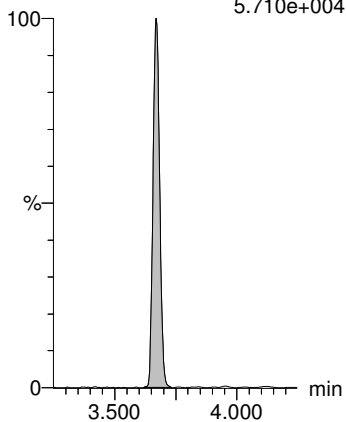
Last Altered: Wednesday, September 01, 2021 14:22:41 Pacific Daylight Time

Printed: Wednesday, September 01, 2021 14:25:15 Pacific Daylight Time

Name: 210901Q1-08, Date: 01-Sep-2021, Time: 11:41:24, ID: ST210901Q1-3 PFC CS-2 21H3103, Description: PFC CS-2 21H3103

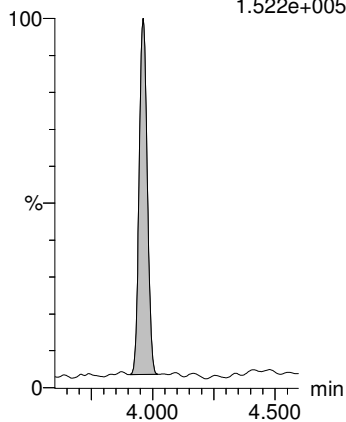
PFBS

F4:MRM of 1 channel,ES-
299 > 80
5.710e+004



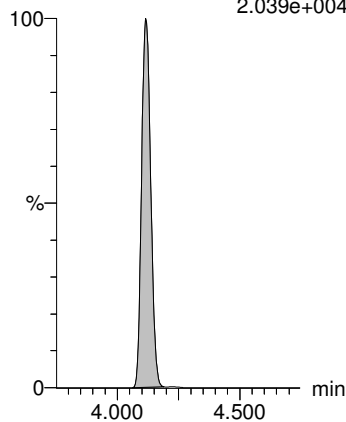
PFHxA

F5:MRM of 1 channel,ES-
313.0 > 269
1.522e+005



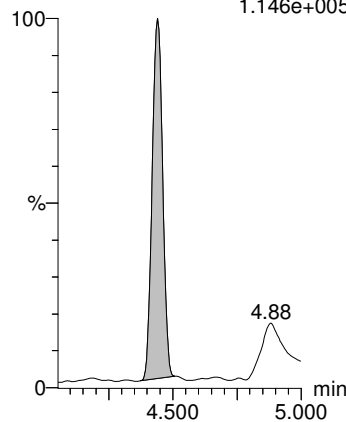
HFPO-DA

F2:MRM of 1 channel,ES-
284.9 > 169
2.039e+004



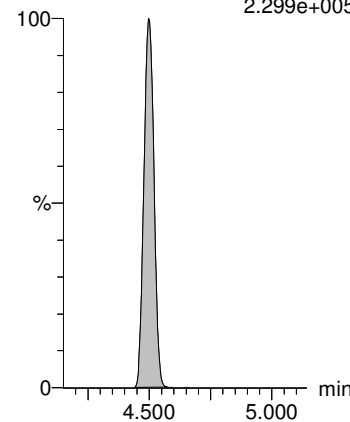
PFHpA

F7:MRM of 1 channel,ES-
362.9 > 318.9
1.146e+005



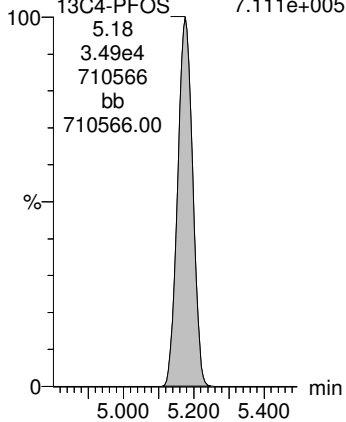
ADONA

F8:MRM of 1 channel,ES-
376.8 > 250.9
2.299e+005



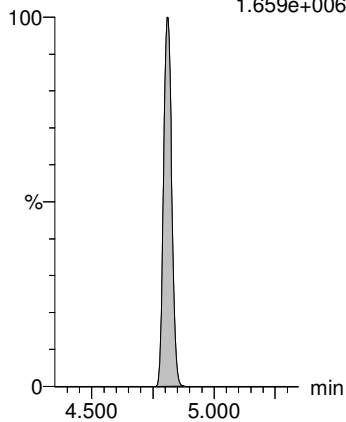
13C4-PFOS

F15:MRM of 1 channel,ES-
503.0 > 80
7.111e+005



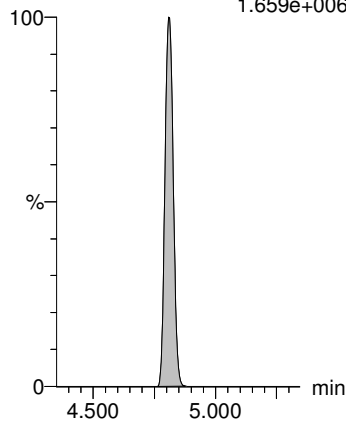
13C2-PFOA

F11:MRM of 1 channel,ES-
414.9 > 369.7
1.659e+006



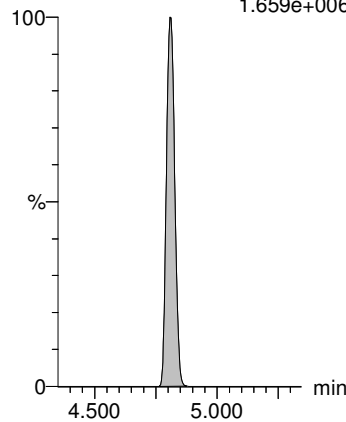
13C2-PFOA

F11:MRM of 1 channel,ES-
414.9 > 369.7
1.659e+006



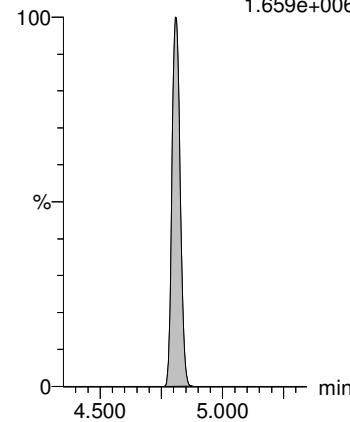
13C2-PFOA

F11:MRM of 1 channel,ES-
414.9 > 369.7
1.659e+006



13C2-PFOA

F11:MRM of 1 channel,ES-
414.9 > 369.7
1.659e+006



Dataset: Q:\PFAS\PFAS.PRO\Results\2021Q\SEP21\210901Q1\210901Q1-CRV.qld

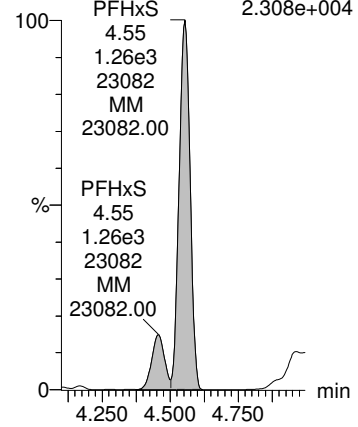
Last Altered: Wednesday, September 01, 2021 14:22:41 Pacific Daylight Time

Printed: Wednesday, September 01, 2021 14:25:15 Pacific Daylight Time

Name: 210901Q1-08, Date: 01-Sep-2021, Time: 11:41:24, ID: ST210901Q1-3 PFC CS-2 21H3103, Description: PFC CS-2 21H3103

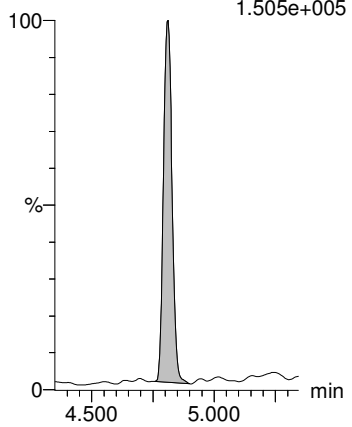
PFHxS

F9:MRM of 1 channel,ES-
399 > 79.9
2.308e+004



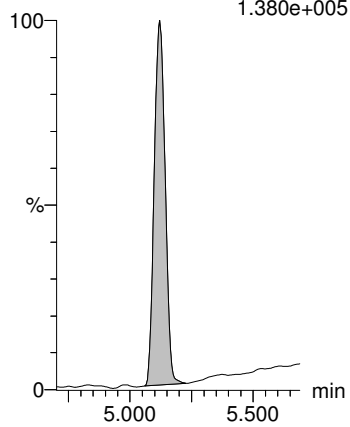
PFOA

F10:MRM of 1 channel,ES-
412.8 > 368.9
1.505e+005



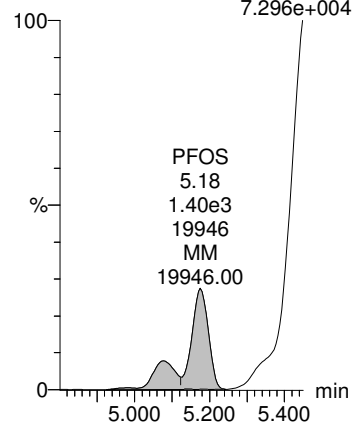
PFNA

F12:MRM of 1 channel,ES-
463 > 418.8
1.380e+005



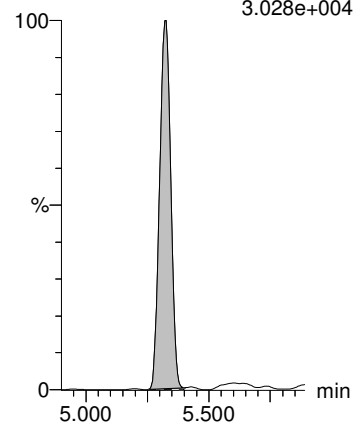
PFOS

F14:MRM of 1 channel,ES-
499 > 79.9
7.296e+004



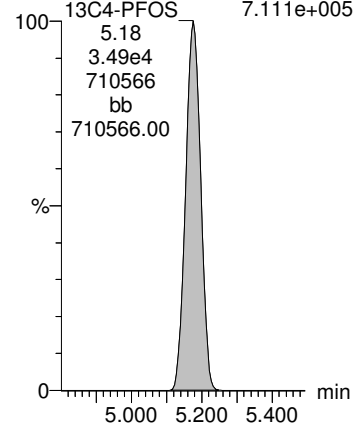
9CI-PF3ONS

F18:MRM of 1 channel,ES-
530.7 > 350.8
3.028e+004



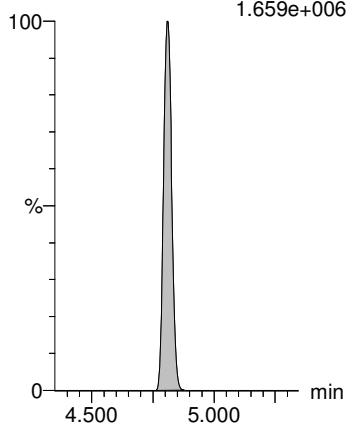
13C4-PFOS

F15:MRM of 1 channel,ES-
503.0 > 80
7.111e+005



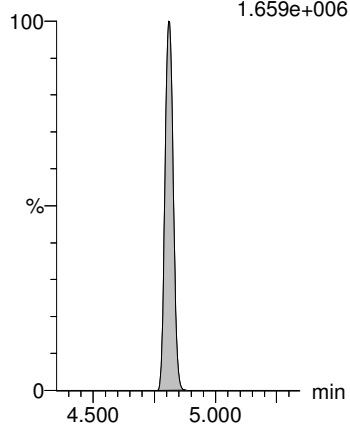
13C2-PFOA

F11:MRM of 1 channel,ES-
414.9 > 369.7
1.659e+006



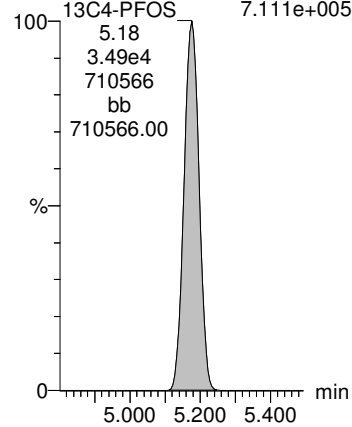
13C2-PFOA

F11:MRM of 1 channel,ES-
414.9 > 369.7
1.659e+006



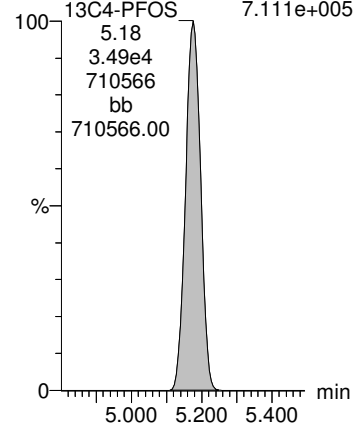
13C4-PFOS

F15:MRM of 1 channel,ES-
503.0 > 80
7.111e+005



13C4-PFOS

F15:MRM of 1 channel,ES-
503.0 > 80
7.111e+005



Dataset: Q:\PFAS\PFAS.PRO\Results\2021Q\SEP21\210901Q1\210901Q1-CRV.qld

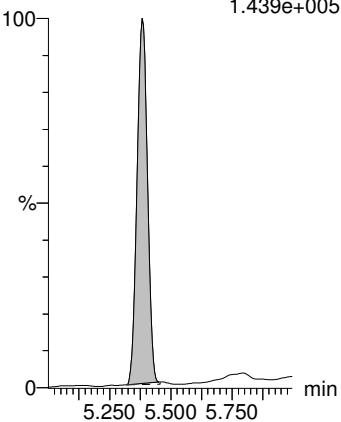
Last Altered: Wednesday, September 01, 2021 14:22:41 Pacific Daylight Time

Printed: Wednesday, September 01, 2021 14:25:15 Pacific Daylight Time

Name: 210901Q1-08, Date: 01-Sep-2021, Time: 11:41:24, ID: ST210901Q1-3 PFC CS-2 21H3103, Description: PFC CS-2 21H3103

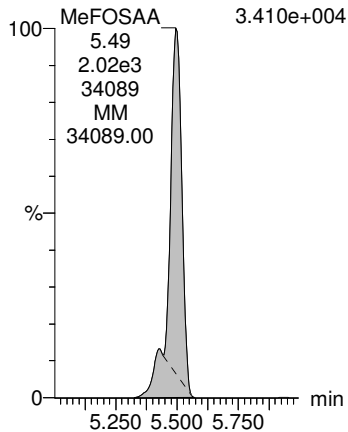
PFDA

F16:MRM of 1 channel,ES-
513 > 468.8
1.439e+005



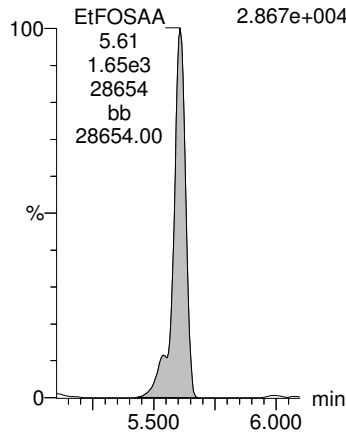
MeFOSAA

F20:MRM of 1 channel,ES-
570.0 > 419.0
3.410e+004



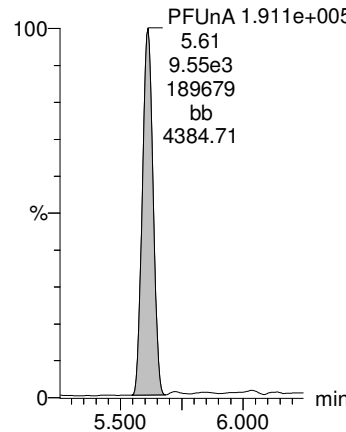
EtFOSAA

F22:MRM of 1 channel,ES-
584.1 > 419.0
2.867e+004



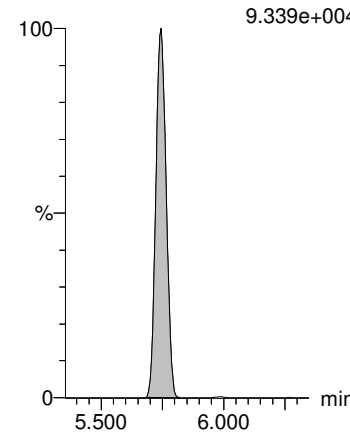
PFUnA

F19:MRM of 1 channel,ES-
563 > 518.9
1.911e+005



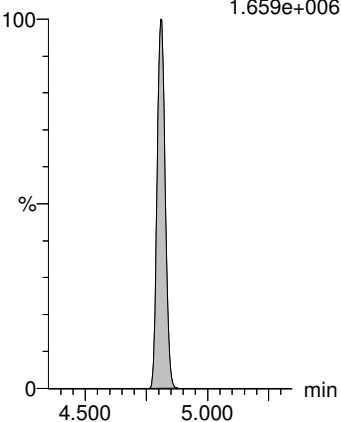
11CI-PF3OUdS

F25:MRM of 1 channel,ES-
630.8 > 450.8
9.339e+004



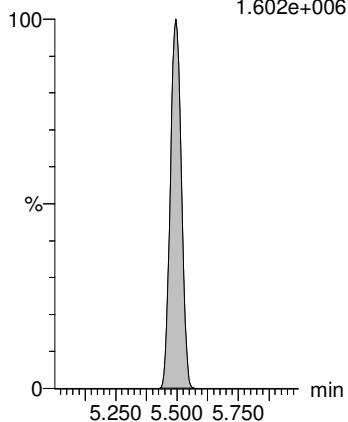
13C2-PFOA

F11:MRM of 1 channel,ES-
414.9 > 369.7
1.659e+006



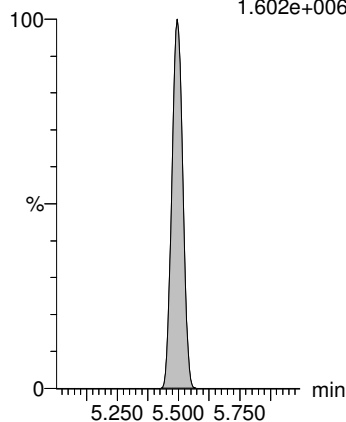
d3-N-MeFOSAA

F21:MRM of 1 channel,ES-
573.3 > 419.0
1.602e+006



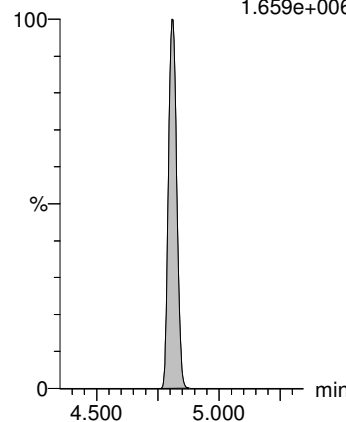
d3-N-MeFOSAA

F21:MRM of 1 channel,ES-
573.3 > 419.0
1.602e+006



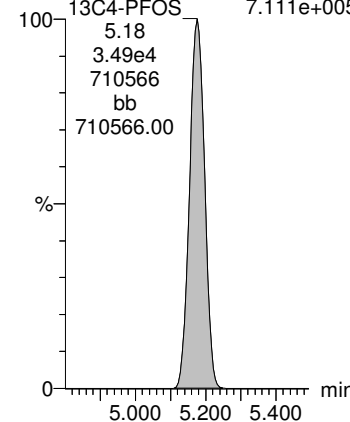
13C2-PFOA

F11:MRM of 1 channel,ES-
414.9 > 369.7
1.659e+006



13C4-PFOS

F15:MRM of 1 channel,ES-
503.0 > 80
7.111e+005



Dataset: Q:\PFAS\PFAS.PRO\Results\2021Q\SEP21\210901Q1\210901Q1-CRV.qld

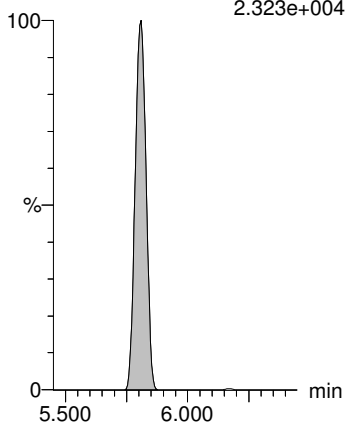
Last Altered: Wednesday, September 01, 2021 14:22:41 Pacific Daylight Time

Printed: Wednesday, September 01, 2021 14:25:15 Pacific Daylight Time

Name: 210901Q1-08, Date: 01-Sep-2021, Time: 11:41:24, ID: ST210901Q1-3 PFC CS-2 21H3103, Description: PFC CS-2 21H3103

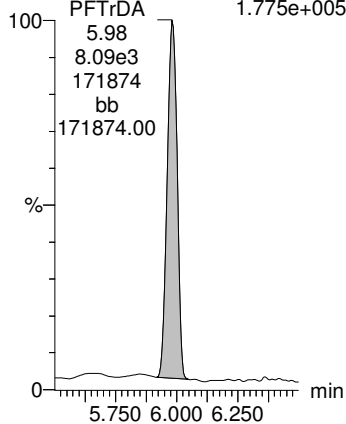
PFDoA

F24:MRM of 1 channel,ES-
612.9 > 318.8
2.323e+004



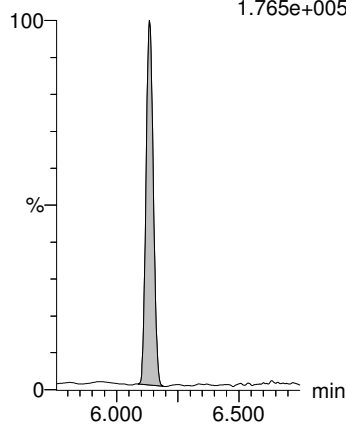
PFTrDA

F26:MRM of 1 channel,ES-
662.9 > 618.9
1.775e+005



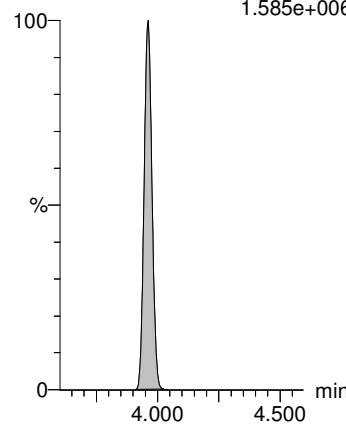
PFTeDA

F27:MRM of 1 channel,ES-
713 > 669
1.765e+005



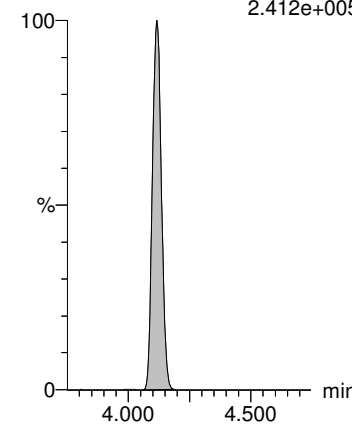
13C2-PFHxA

F6:MRM of 1 channel,ES-
315 > 270.0
1.585e+006



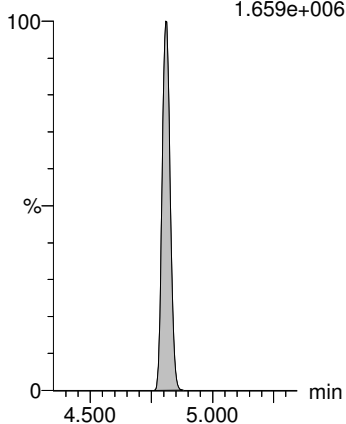
13C3-HFPO-DA

F3:MRM of 1 channel,ES-
287 > 169
2.412e+005



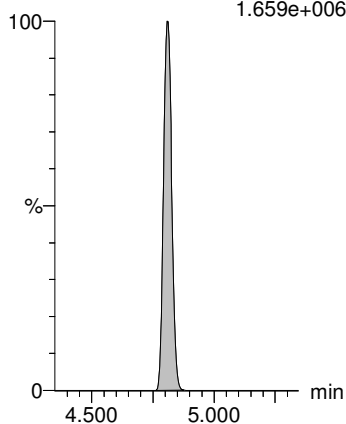
13C2-PFOA

F11:MRM of 1 channel,ES-
414.9 > 369.7
1.659e+006



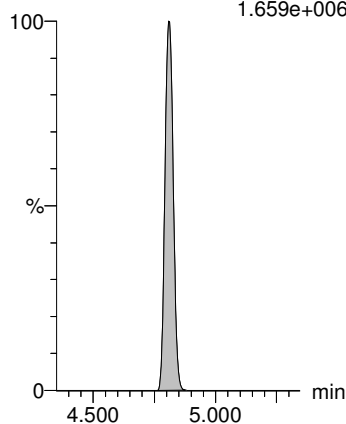
13C2-PFOA

F11:MRM of 1 channel,ES-
414.9 > 369.7
1.659e+006



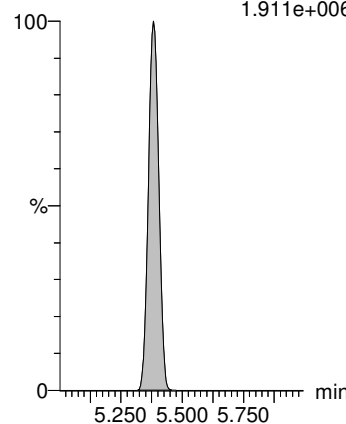
13C2-PFOA

F11:MRM of 1 channel,ES-
414.9 > 369.7
1.659e+006



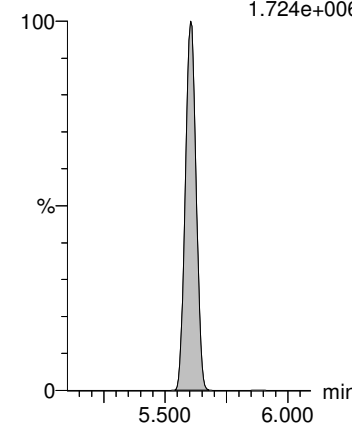
13C2-PFDA

F17:MRM of 1 channel,ES-
515.1 > 469.9
1.911e+006



d5-N-EtFOSAA

F23:MRM of 1 channel,ES-
589.3 > 419.0
1.724e+006



Dataset: Q:\PFAS\PFAS.PRO\Results\2021Q\SEP21\210901Q1\210901Q1-CRV.qld

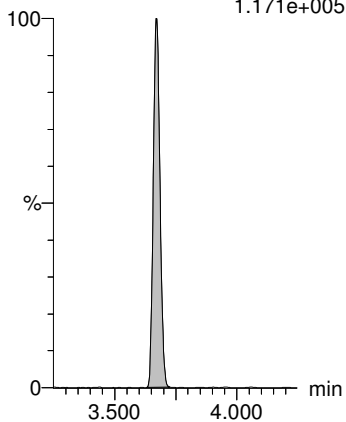
Last Altered: Wednesday, September 01, 2021 14:22:41 Pacific Daylight Time

Printed: Wednesday, September 01, 2021 14:25:15 Pacific Daylight Time

Name: 210901Q1-09, Date: 01-Sep-2021, Time: 11:52:28, ID: ST210901Q1-4 PFC CS-1 21H3104, Description: PFC CS-1 21H3104

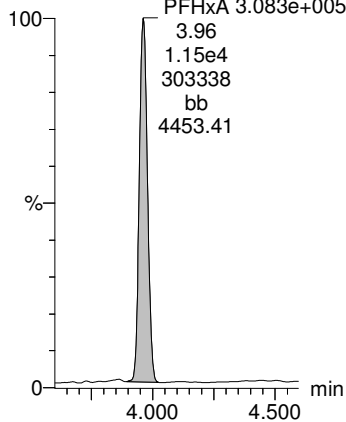
PFBS

F4:MRM of 1 channel,ES-
299 > 80
1.171e+005



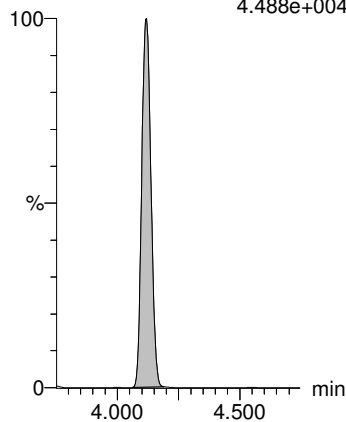
PFHxA

F5:MRM of 1 channel,ES-
313.0 > 269
PFHxA 3.083e+005
3.96
1.15e4
303338
bb
4453.41



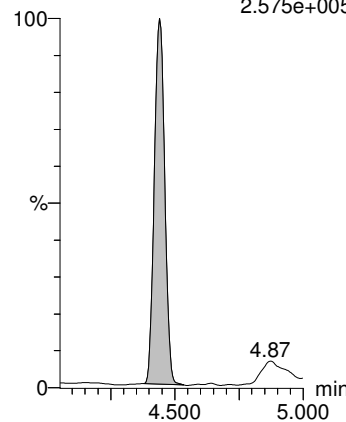
HFPO-DA

F2:MRM of 1 channel,ES-
284.9 > 169
4.488e+004



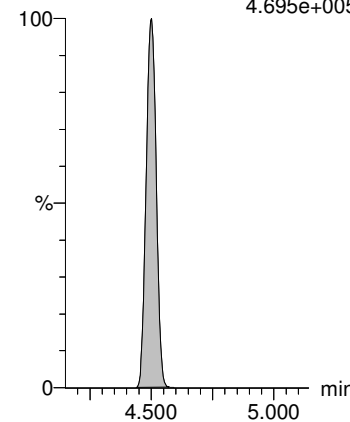
PFHpA

F7:MRM of 1 channel,ES-
362.9 > 318.9
2.575e+005



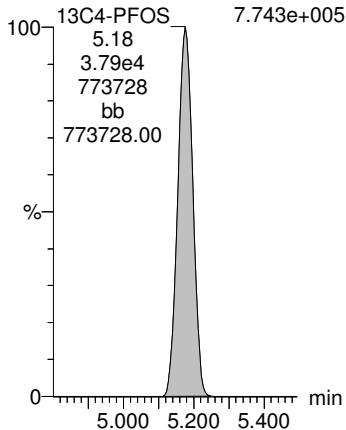
ADONA

F8:MRM of 1 channel,ES-
376.8 > 250.9
4.695e+005



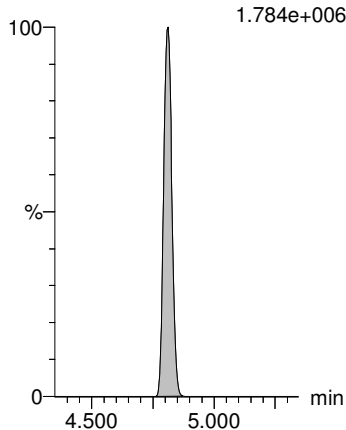
13C4-PFOS

F15:MRM of 1 channel,ES-
503.0 > 80
7.743e+005



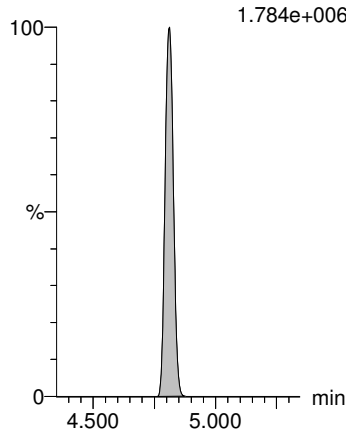
13C2-PFOA

F11:MRM of 1 channel,ES-
414.9 > 369.7
1.784e+006



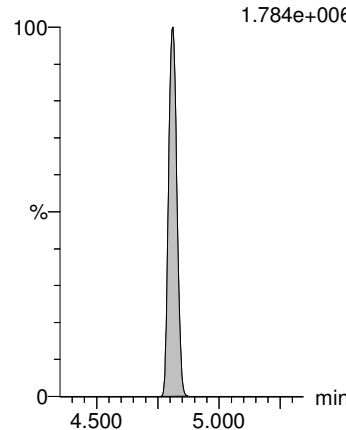
13C2-PFOA

F11:MRM of 1 channel,ES-
414.9 > 369.7
1.784e+006



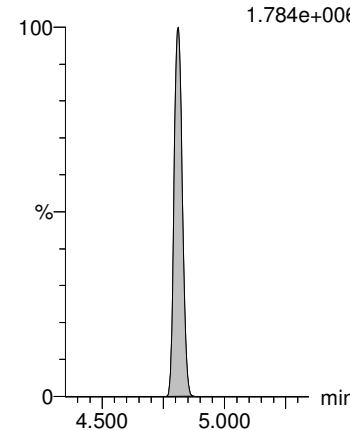
13C2-PFOA

F11:MRM of 1 channel,ES-
414.9 > 369.7
1.784e+006



13C2-PFOA

F11:MRM of 1 channel,ES-
414.9 > 369.7
1.784e+006



Dataset: Q:\PFAS\PFAS.PRO\Results\2021Q\SEP21\210901Q1\210901Q1-CRV.qld

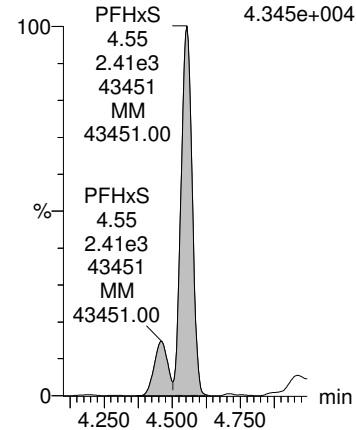
Last Altered: Wednesday, September 01, 2021 14:22:41 Pacific Daylight Time

Printed: Wednesday, September 01, 2021 14:25:15 Pacific Daylight Time

Name: 210901Q1-09, Date: 01-Sep-2021, Time: 11:52:28, ID: ST210901Q1-4 PFC CS-1 21H3104, Description: PFC CS-1 21H3104

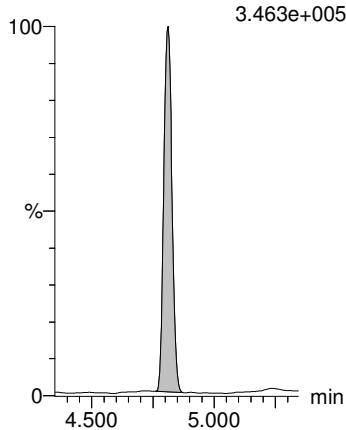
PFHxS

F9:MRM of 1 channel,ES-
399 > 79.9
4.345e+004



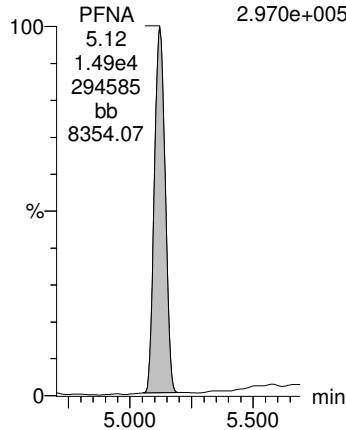
PFOA

F10:MRM of 1 channel,ES-
412.8 > 368.9
3.463e+005



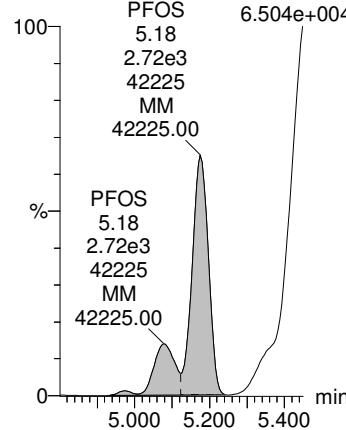
PFNA

F12:MRM of 1 channel,ES-
463 > 418.8
2.970e+005



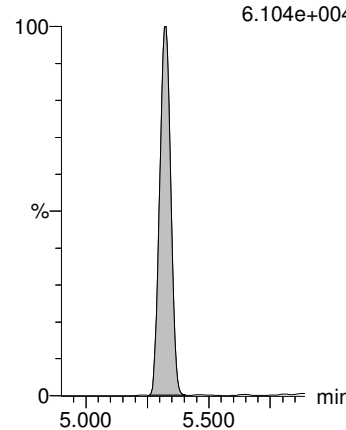
PFOS

F14:MRM of 1 channel,ES-
499 > 79.9
6.504e+004



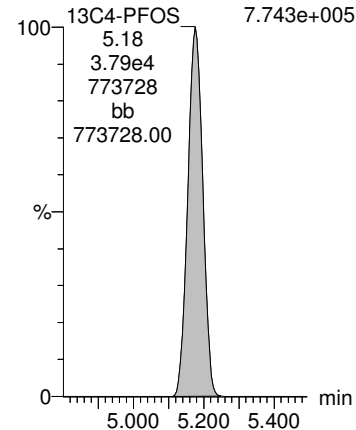
9CI-PF3ONS

F18:MRM of 1 channel,ES-
530.7 > 350.8
6.104e+004



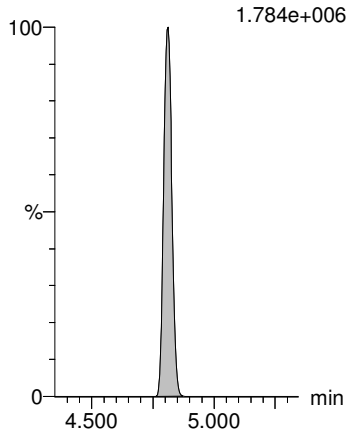
13C4-PFOS

F15:MRM of 1 channel,ES-
503.0 > 80
7.743e+005



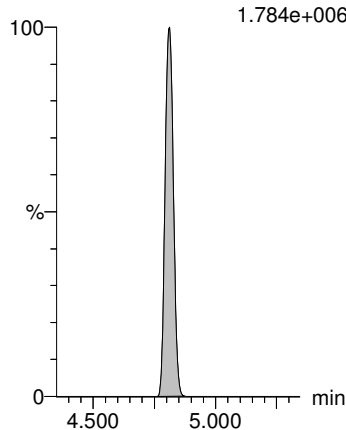
13C2-PFOA

F11:MRM of 1 channel,ES-
414.9 > 369.7
1.784e+006



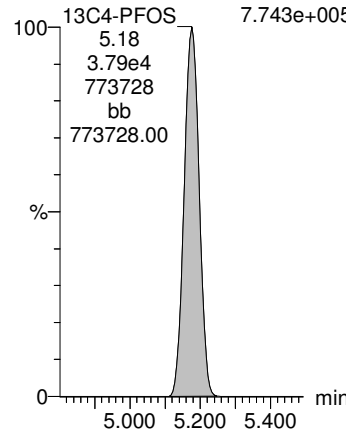
13C2-PFOA

F11:MRM of 1 channel,ES-
414.9 > 369.7
1.784e+006



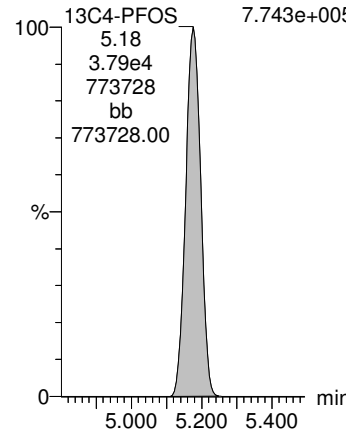
13C4-PFOS

F15:MRM of 1 channel,ES-
503.0 > 80
7.743e+005



13C4-PFOS

F15:MRM of 1 channel,ES-
503.0 > 80
7.743e+005



Dataset: Q:\PFAS\PFAS.PRO\Results\2021Q\SEP21\210901Q1\210901Q1-CRV.qld

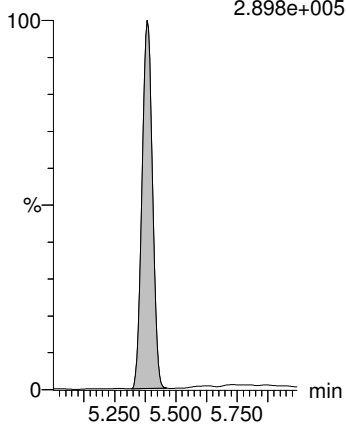
Last Altered: Wednesday, September 01, 2021 14:22:41 Pacific Daylight Time

Printed: Wednesday, September 01, 2021 14:25:15 Pacific Daylight Time

Name: 210901Q1-09, Date: 01-Sep-2021, Time: 11:52:28, ID: ST210901Q1-4 PFC CS-1 21H3104, Description: PFC CS-1 21H3104

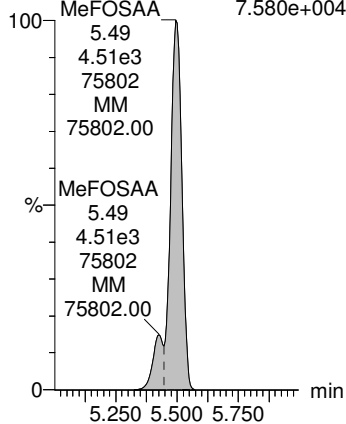
PFDA

F16:MRM of 1 channel,ES-
513 > 468.8
2.898e+005



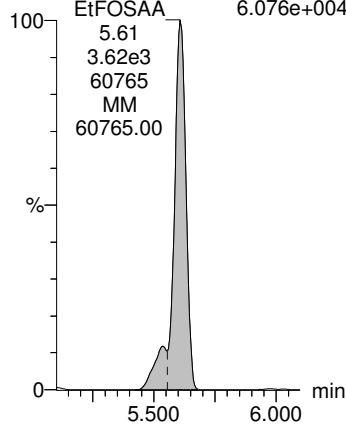
MeFOSAA

F20:MRM of 1 channel,ES-
570.0 > 419.0
7.580e+004



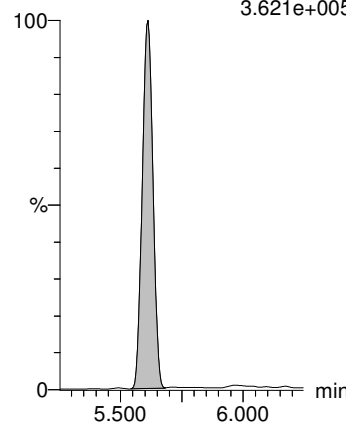
EtFOSAA

F22:MRM of 1 channel,ES-
584.1 > 419.0
6.076e+004



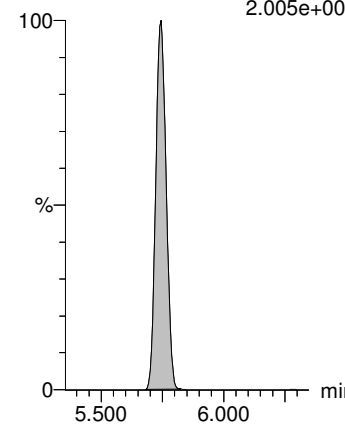
PFUnA

F19:MRM of 1 channel,ES-
563 > 518.9
3.621e+005



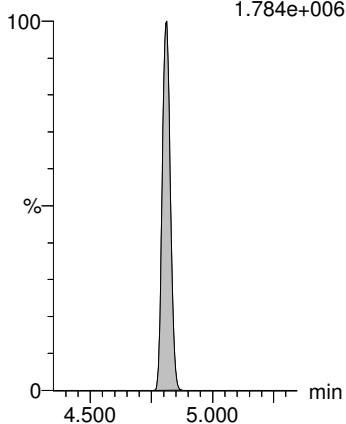
11CI-PF3OUdS

F25:MRM of 1 channel,ES-
630.8 > 450.8
2.005e+005



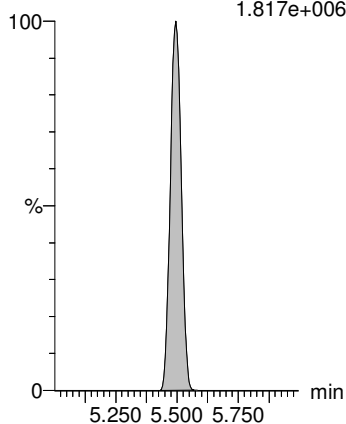
13C2-PFOA

F11:MRM of 1 channel,ES-
414.9 > 369.7
1.784e+006



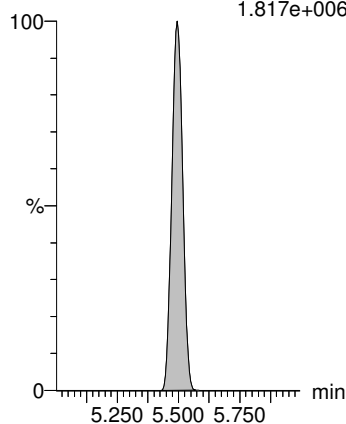
d3-N-MeFOSAA

F21:MRM of 1 channel,ES-
573.3 > 419.0
1.817e+006



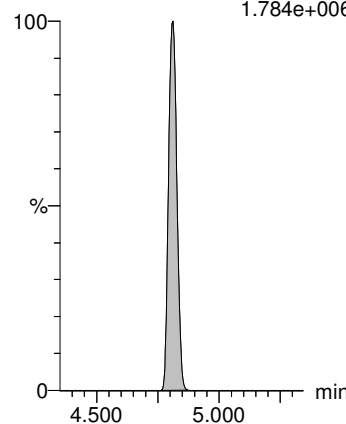
d3-N-MeFOSAA

F21:MRM of 1 channel,ES-
573.3 > 419.0
1.817e+006



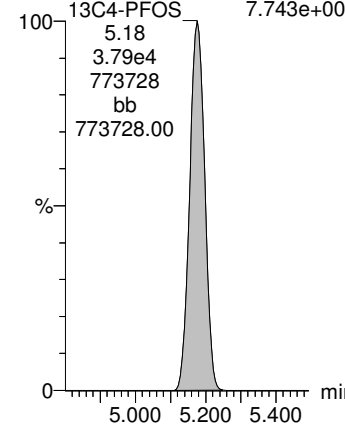
13C2-PFOA

F11:MRM of 1 channel,ES-
414.9 > 369.7
1.784e+006



13C4-PFOS

F15:MRM of 1 channel,ES-
503.0 > 80
7.743e+005



Dataset: Q:\PFAS\PFAS.PRO\Results\2021Q\SEP21\210901Q1\210901Q1-CRV.qld

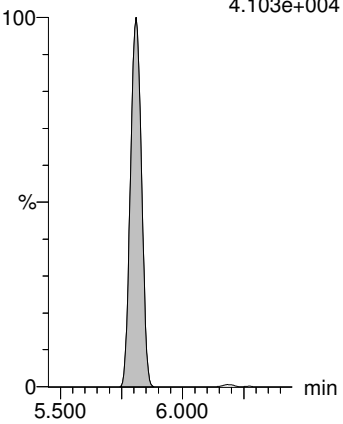
Last Altered: Wednesday, September 01, 2021 14:22:41 Pacific Daylight Time

Printed: Wednesday, September 01, 2021 14:25:15 Pacific Daylight Time

Name: 210901Q1-09, Date: 01-Sep-2021, Time: 11:52:28, ID: ST210901Q1-4 PFC CS-1 21H3104, Description: PFC CS-1 21H3104

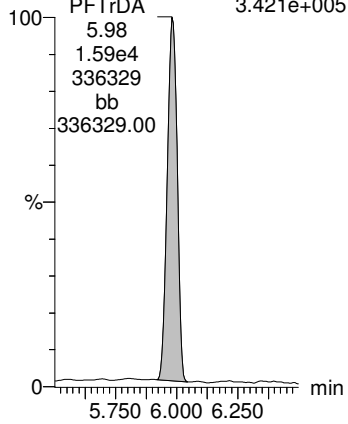
PFD0A

F24:MRRM of 1 channel,ES-
612.9 > 318.8
4.103e+004



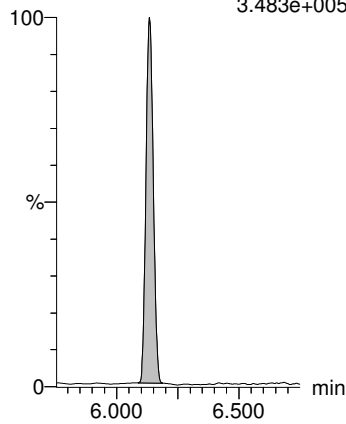
PFTrDA

F26:MRRM of 1 channel,ES-
662.9 > 618.9
3.421e+005



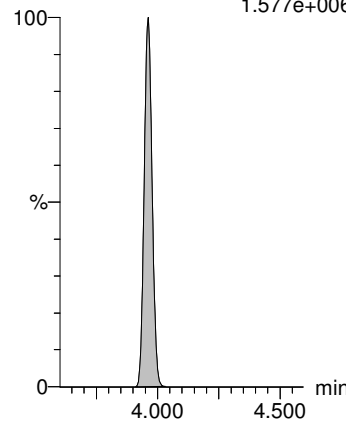
PFTeDA

F27:MRRM of 1 channel,ES-
713 > 669
3.483e+005



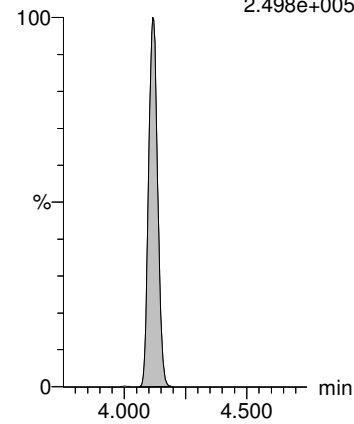
13C2-PFHxA

F6:MRRM of 1 channel,ES-
315 > 270.0
1.577e+006



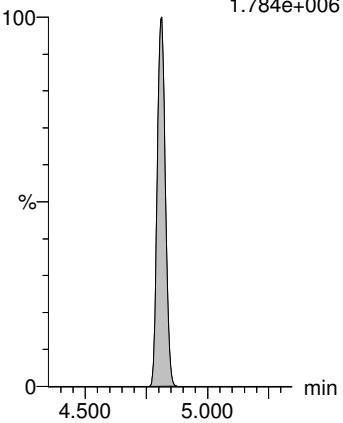
13C3-HFPO-DA

F3:MRRM of 1 channel,ES-
287 > 169
2.498e+005



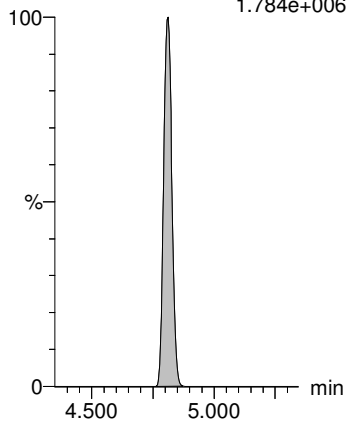
13C2-PFOA

F11:MRRM of 1 channel,ES-
414.9 > 369.7
1.784e+006



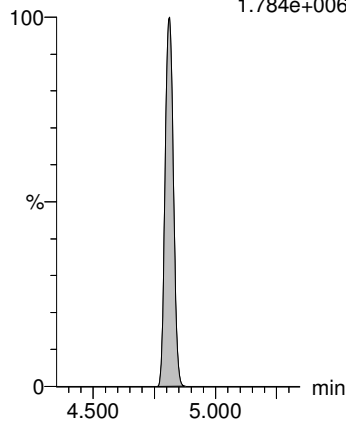
13C2-PFOA

F11:MRRM of 1 channel,ES-
414.9 > 369.7
1.784e+006



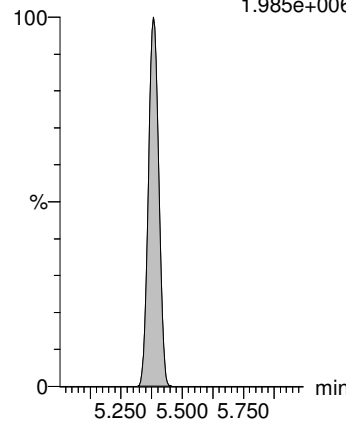
13C2-PFOA

F11:MRRM of 1 channel,ES-
414.9 > 369.7
1.784e+006



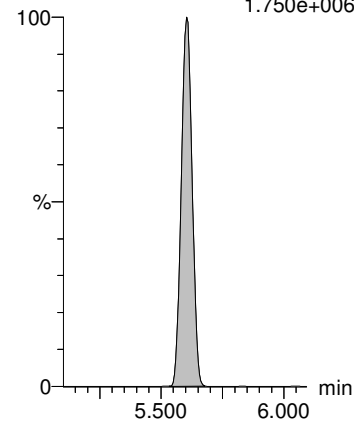
13C2-PFDA

F17:MRRM of 1 channel,ES-
515.1 > 469.9
1.985e+006



d5-N-EtFOSAA

F23:MRRM of 1 channel,ES-
589.3 > 419.0
1.750e+006



Dataset: Q:\PFAS\PFAS.PRO\Results\2021Q\SEP21\210901Q1\210901Q1-CRV.qld

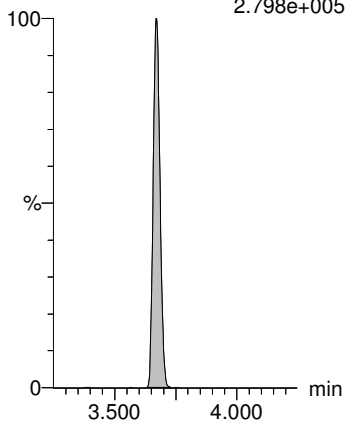
Last Altered: Wednesday, September 01, 2021 14:22:41 Pacific Daylight Time

Printed: Wednesday, September 01, 2021 14:25:15 Pacific Daylight Time

Name: 210901Q1-10, Date: 01-Sep-2021, Time: 12:03:32, ID: ST210901Q1-5 PFC CS0 21H3105, Description: PFC CS0 21H3105

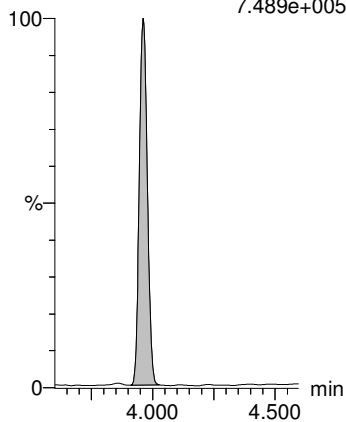
PFBS

F4:MRM of 1 channel,ES-
299 > 80
2.798e+005



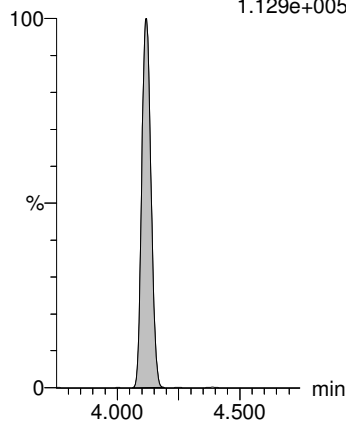
PFHxA

F5:MRM of 1 channel,ES-
313.0 > 269
7.489e+005



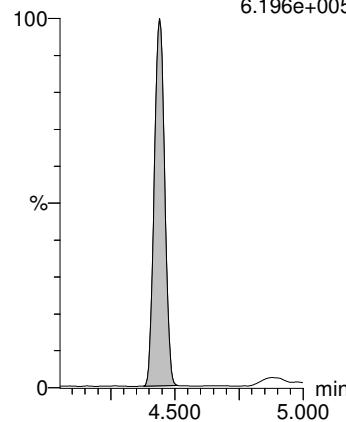
HFPO-DA

F2:MRM of 1 channel,ES-
284.9 > 169
1.129e+005



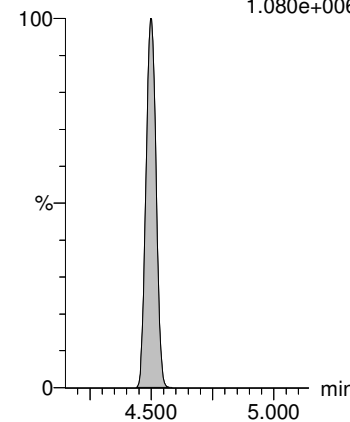
PFHpA

F7:MRM of 1 channel,ES-
362.9 > 318.9
6.196e+005



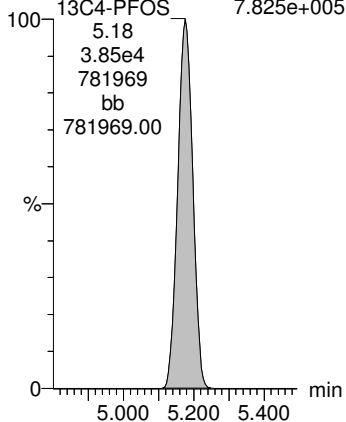
ADONA

F8:MRM of 1 channel,ES-
376.8 > 250.9
1.080e+006



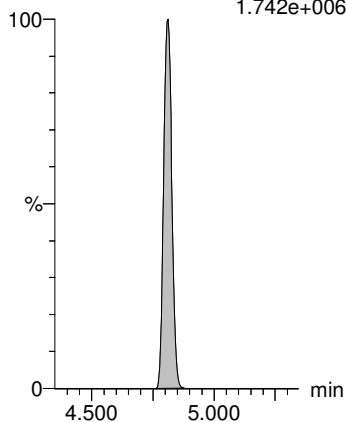
13C4-PFOS

F15:MRM of 1 channel,ES-
503.0 > 80
7.825e+005



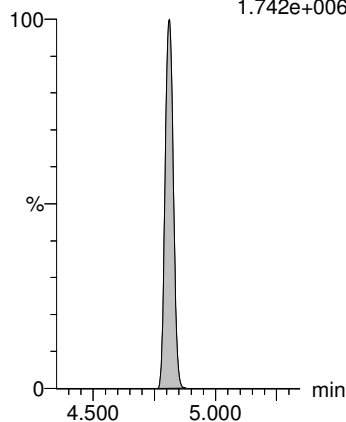
13C2-PFOA

F11:MRM of 1 channel,ES-
414.9 > 369.7
1.742e+006



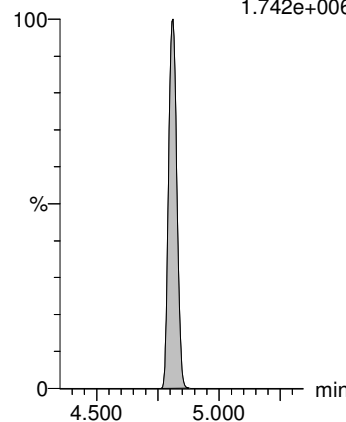
13C2-PFOA

F11:MRM of 1 channel,ES-
414.9 > 369.7
1.742e+006



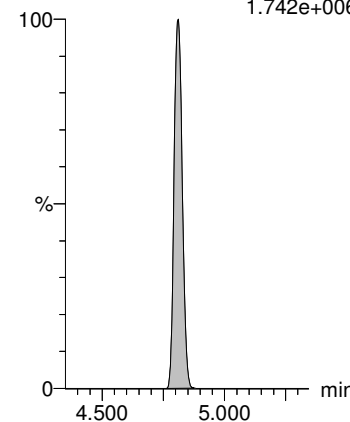
13C2-PFOA

F11:MRM of 1 channel,ES-
414.9 > 369.7
1.742e+006



13C2-PFOA

F11:MRM of 1 channel,ES-
414.9 > 369.7
1.742e+006



Dataset: Q:\PFAS\PFAS.PRO\Results\2021Q\SEP21\210901Q1\210901Q1-CRV.qld

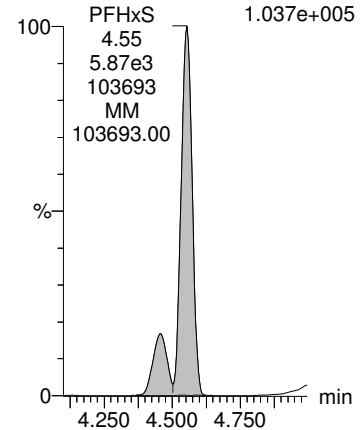
Last Altered: Wednesday, September 01, 2021 14:22:41 Pacific Daylight Time

Printed: Wednesday, September 01, 2021 14:25:15 Pacific Daylight Time

Name: 210901Q1-10, Date: 01-Sep-2021, Time: 12:03:32, ID: ST210901Q1-5 PFC CS0 21H3105, Description: PFC CS0 21H3105

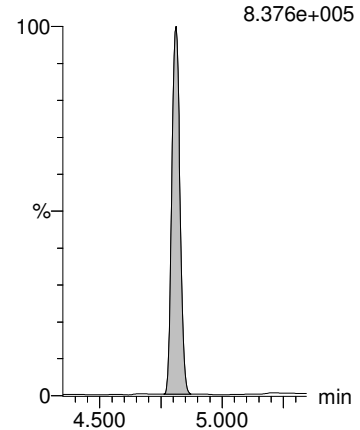
PFHxS

F9:MRM of 1 channel,ES-
399 > 79.9
1.037e+005



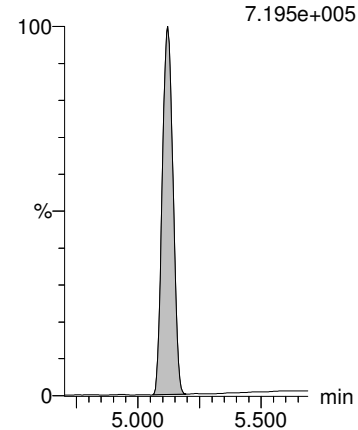
PFOA

F10:MRM of 1 channel,ES-
412.8 > 368.9
8.376e+005



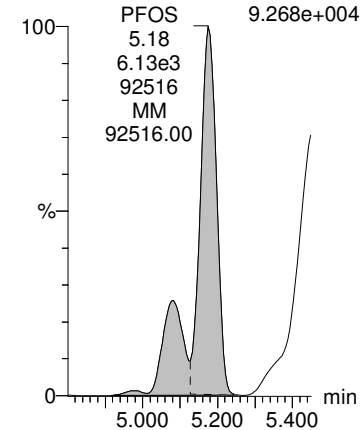
PFNA

F12:MRM of 1 channel,ES-
463 > 418.8
7.195e+005



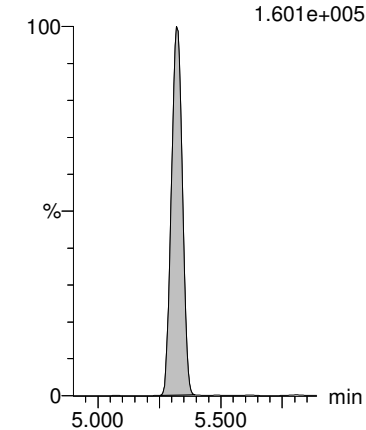
PFOS

F14:MRM of 1 channel,ES-
499 > 79.9
9.268e+004



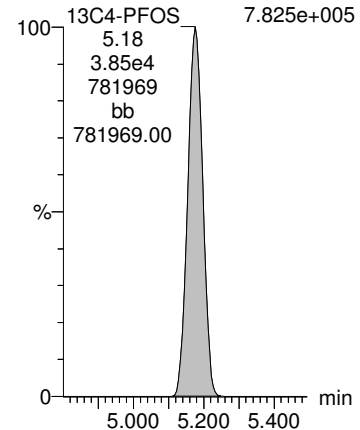
9CI-PF3ONS

F18:MRM of 1 channel,ES-
530.7 > 350.8
1.601e+005



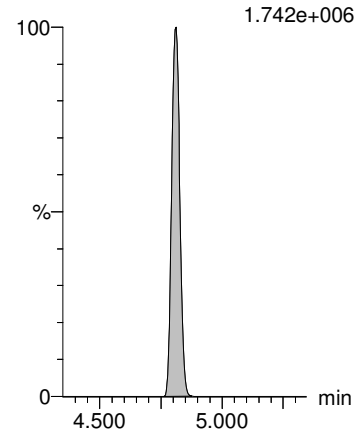
13C4-PFOS

F15:MRM of 1 channel,ES-
503.0 > 80
7.825e+005



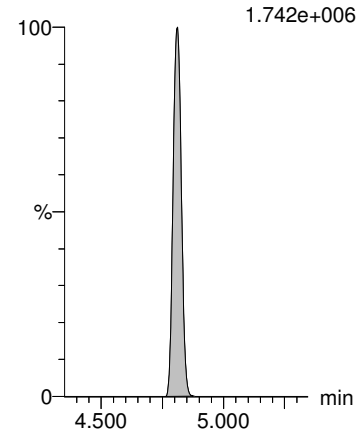
13C2-PFOA

F11:MRM of 1 channel,ES-
414.9 > 369.7
1.742e+006



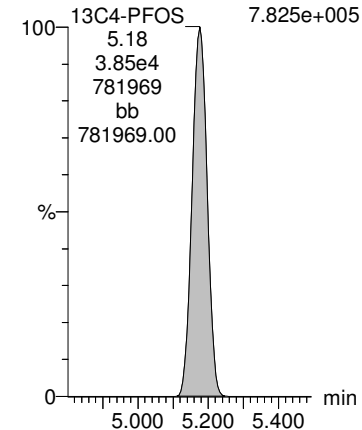
13C2-PFOA

F11:MRM of 1 channel,ES-
414.9 > 369.7
1.742e+006



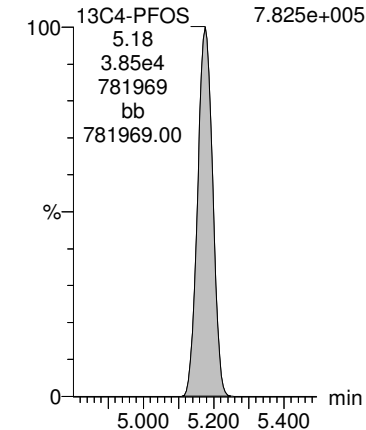
13C4-PFOS

F15:MRM of 1 channel,ES-
503.0 > 80
7.825e+005



13C4-PFOS

F15:MRM of 1 channel,ES-
503.0 > 80
7.825e+005



Dataset: Q:\PFAS\PFAS.PRO\Results\2021Q\SEP21\210901Q1\210901Q1-CRV.qld

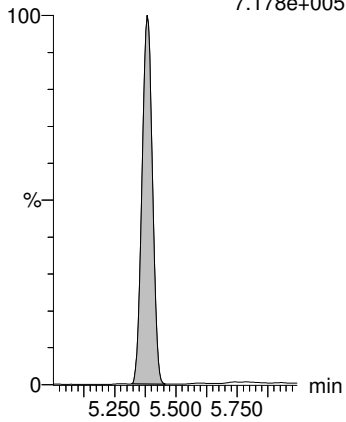
Last Altered: Wednesday, September 01, 2021 14:22:41 Pacific Daylight Time

Printed: Wednesday, September 01, 2021 14:25:15 Pacific Daylight Time

Name: 210901Q1-10, Date: 01-Sep-2021, Time: 12:03:32, ID: ST210901Q1-5 PFC CS0 21H3105, Description: PFC CS0 21H3105

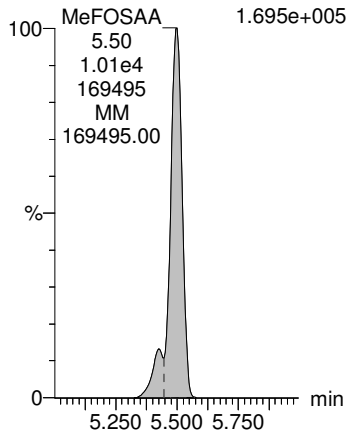
PFDA

F16:MRM of 1 channel,ES-
513 > 468.8
7.178e+005



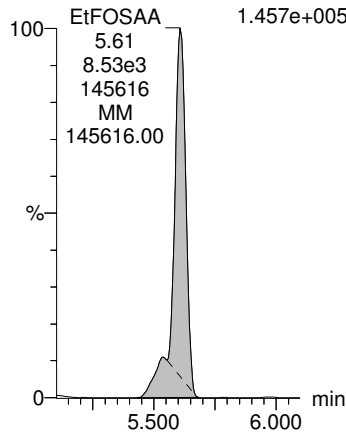
MeFOSAA

F20:MRM of 1 channel,ES-
570.0 > 419.0
1.695e+005



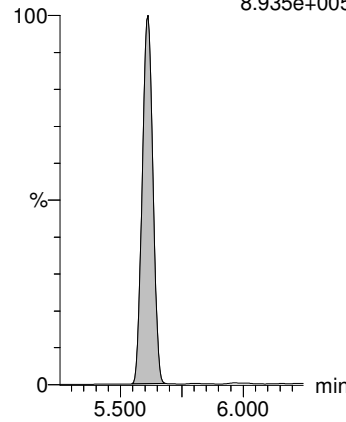
EtFOSAA

F22:MRM of 1 channel,ES-
584.1 > 419.0
1.457e+005



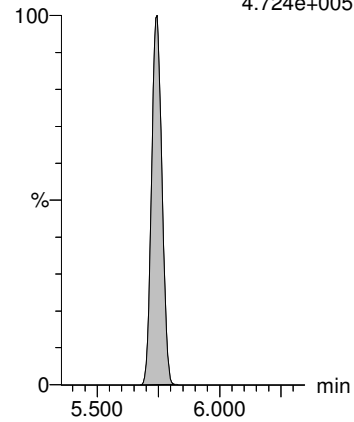
PFUnA

F19:MRM of 1 channel,ES-
563 > 518.9
8.935e+005



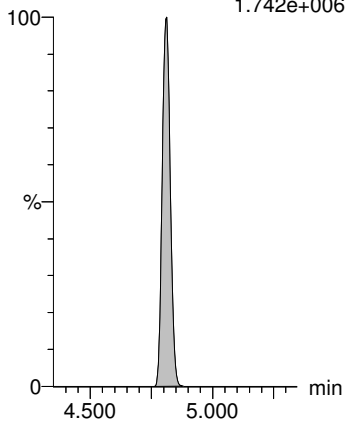
11CI-PF3OUdS

F25:MRM of 1 channel,ES-
630.8 > 450.8
4.724e+005



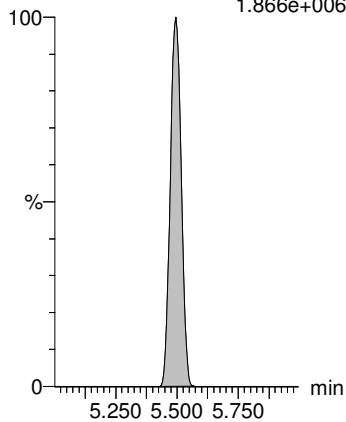
13C2-PFOA

F11:MRM of 1 channel,ES-
414.9 > 369.7
1.742e+006



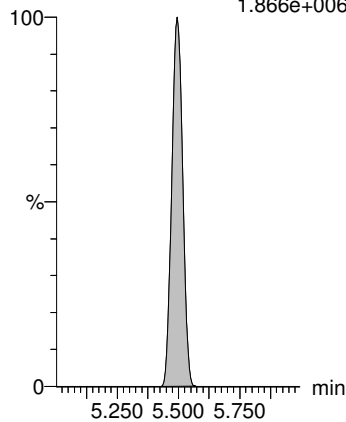
d3-N-MeFOSAA

F21:MRM of 1 channel,ES-
573.3 > 419.0
1.866e+006



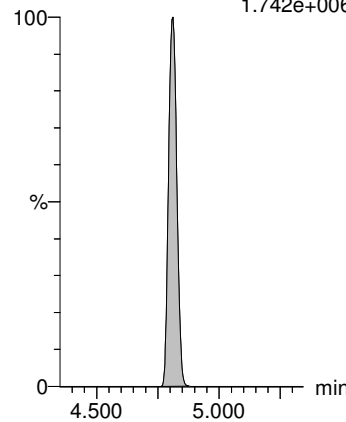
d3-N-MeFOSAA

F21:MRM of 1 channel,ES-
573.3 > 419.0
1.866e+006



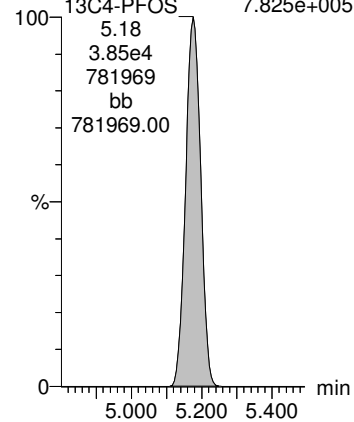
13C2-PFOA

F11:MRM of 1 channel,ES-
414.9 > 369.7
1.742e+006



13C4-PFOS

F15:MRM of 1 channel,ES-
503.0 > 80
7.825e+005



Dataset: Q:\PFAS\PFAS.PRO\Results\2021Q\SEP21\210901Q1\210901Q1-CRV.qld

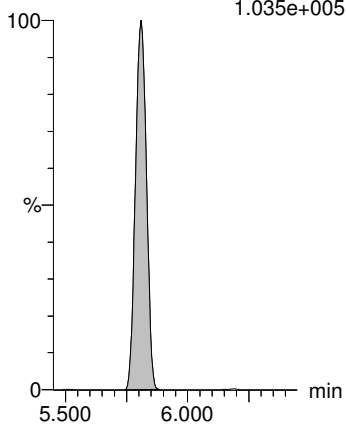
Last Altered: Wednesday, September 01, 2021 14:22:41 Pacific Daylight Time

Printed: Wednesday, September 01, 2021 14:25:15 Pacific Daylight Time

Name: 210901Q1-10, Date: 01-Sep-2021, Time: 12:03:32, ID: ST210901Q1-5 PFC CS0 21H3105, Description: PFC CS0 21H3105

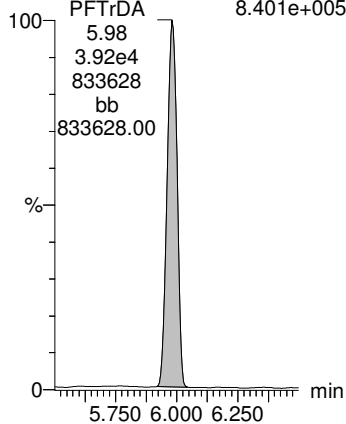
PFD0A

F24:MRM of 1 channel,ES-
612.9 > 318.8
1.035e+005



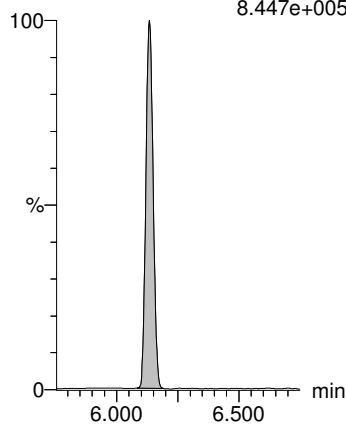
PFTrDA

F26:MRM of 1 channel,ES-
662.9 > 618.9
8.401e+005



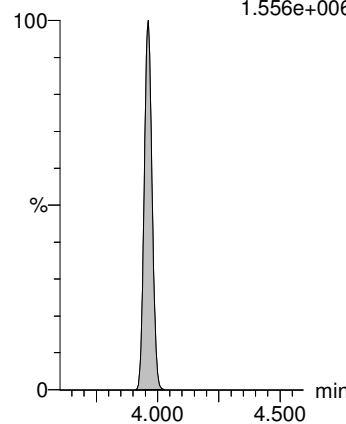
PFTeDA

F27:MRM of 1 channel,ES-
713 > 669
8.447e+005



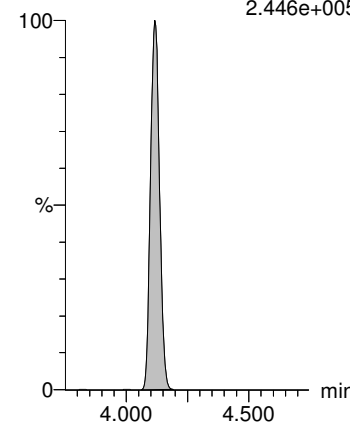
13C2-PFHxA

F6:MRM of 1 channel,ES-
315 > 270.0
1.556e+006



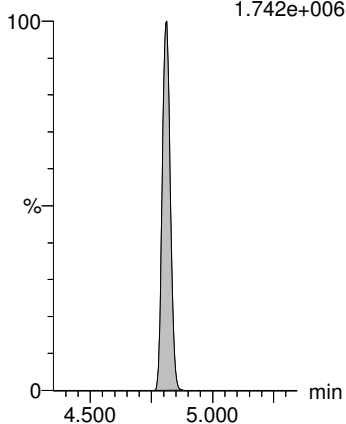
13C3-HFPO-DA

F3:MRM of 1 channel,ES-
287 > 169
2.446e+005



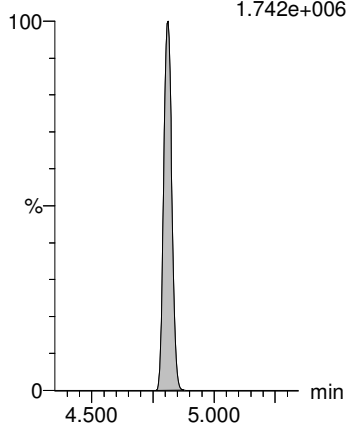
13C2-PFOA

F11:MRM of 1 channel,ES-
414.9 > 369.7
1.742e+006



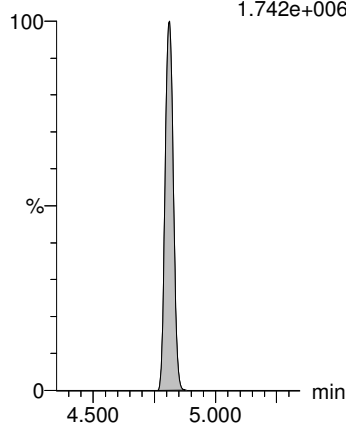
13C2-PFOA

F11:MRM of 1 channel,ES-
414.9 > 369.7
1.742e+006



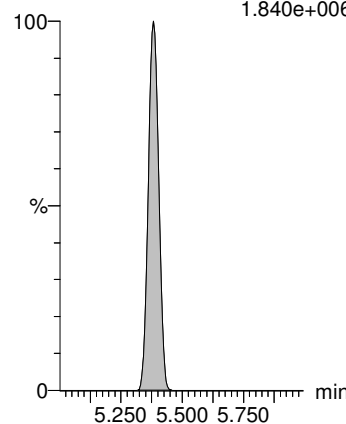
13C2-PFOA

F11:MRM of 1 channel,ES-
414.9 > 369.7
1.742e+006



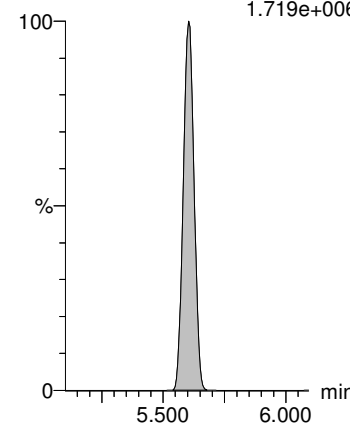
13C2-PFDA

F17:MRM of 1 channel,ES-
515.1 > 469.9
1.840e+006



d5-N-EtFOSAA

F23:MRM of 1 channel,ES-
589.3 > 419.0
1.719e+006



Dataset: Q:\PFAS\PFAS.PRO\Results\2021Q\SEP21\210901Q1\210901Q1-CRV.qld

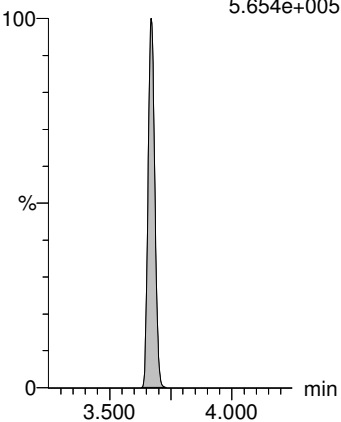
Last Altered: Wednesday, September 01, 2021 14:22:41 Pacific Daylight Time

Printed: Wednesday, September 01, 2021 14:25:15 Pacific Daylight Time

Name: 210901Q1-11, Date: 01-Sep-2021, Time: 12:14:35, ID: ST210901Q1-6 PFC CS1 21H3106, Description: PFC CS1 21H3106

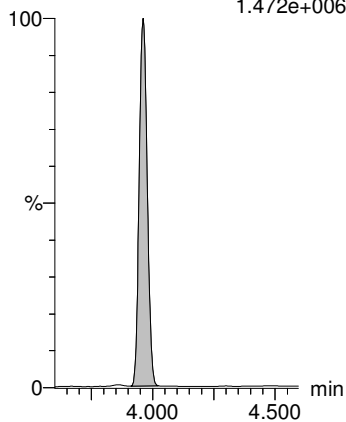
PFBS

F4:MRM of 1 channel,ES-
299 > 80
5.654e+005



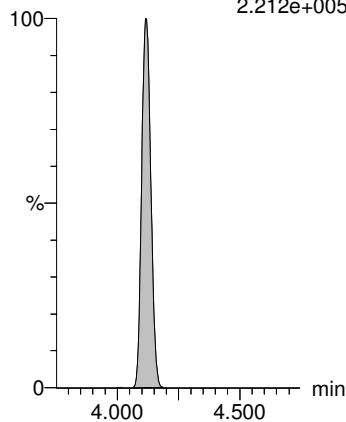
PFHxA

F5:MRM of 1 channel,ES-
313.0 > 269
1.472e+006



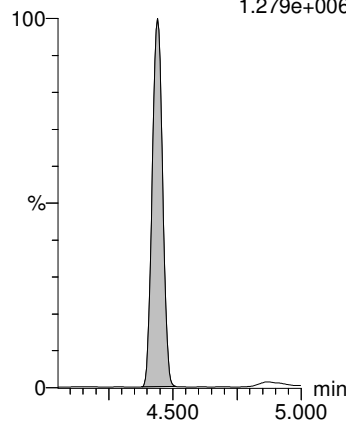
HFPO-DA

F2:MRM of 1 channel,ES-
284.9 > 169
2.212e+005



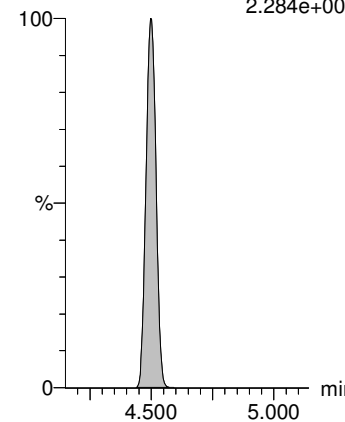
PFHpA

F7:MRM of 1 channel,ES-
362.9 > 318.9
1.279e+006



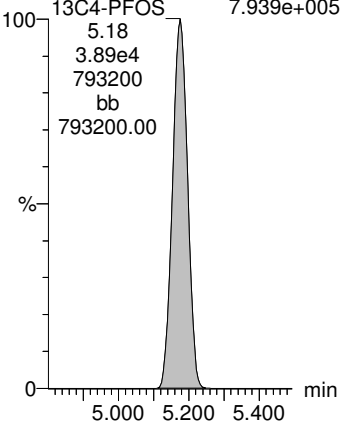
ADONA

F8:MRM of 1 channel,ES-
376.8 > 250.9
2.284e+006



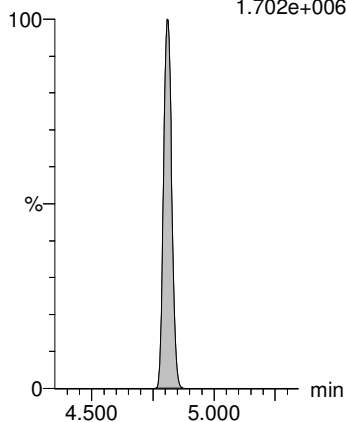
13C4-PFOS

F15:MRM of 1 channel,ES-
503.0 > 80
7.939e+005



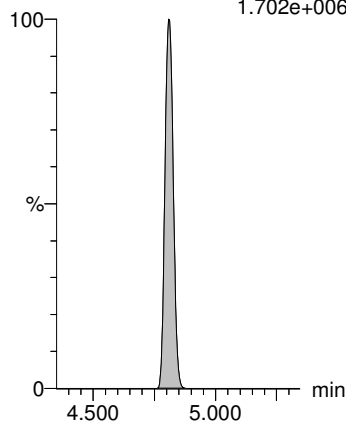
13C2-PFOA

F11:MRM of 1 channel,ES-
414.9 > 369.7
1.702e+006



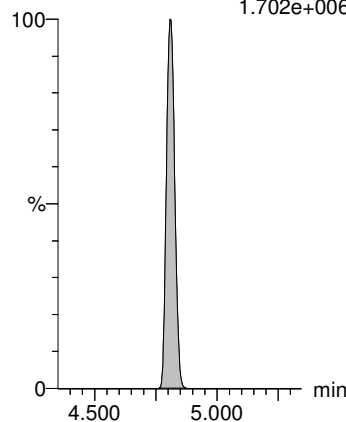
13C2-PFOA

F11:MRM of 1 channel,ES-
414.9 > 369.7
1.702e+006



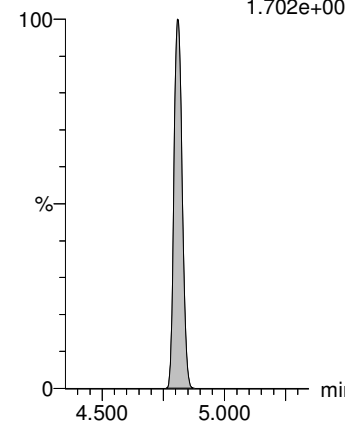
13C2-PFOA

F11:MRM of 1 channel,ES-
414.9 > 369.7
1.702e+006



13C2-PFOA

F11:MRM of 1 channel,ES-
414.9 > 369.7
1.702e+006



Dataset: Q:\PFAS\PFAS.PRO\Results\2021Q\SEP21\210901Q1\210901Q1-CRV.qld

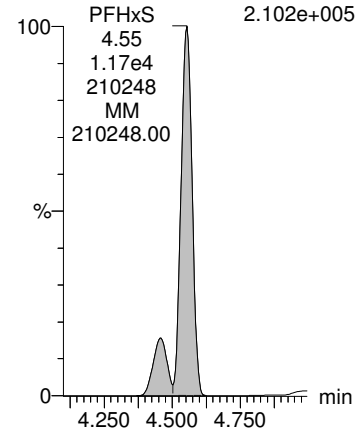
Last Altered: Wednesday, September 01, 2021 14:22:41 Pacific Daylight Time

Printed: Wednesday, September 01, 2021 14:25:15 Pacific Daylight Time

Name: 210901Q1-11, Date: 01-Sep-2021, Time: 12:14:35, ID: ST210901Q1-6 PFC CS1 21H3106, Description: PFC CS1 21H3106

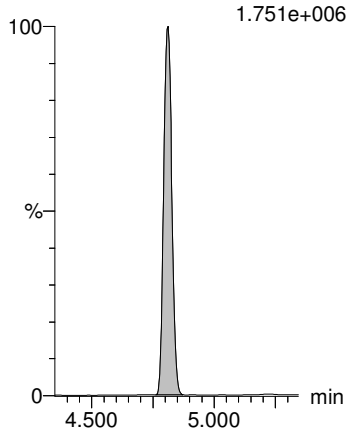
PFHxS

F9:MRM of 1 channel,ES-
399 > 79.9
2.102e+005



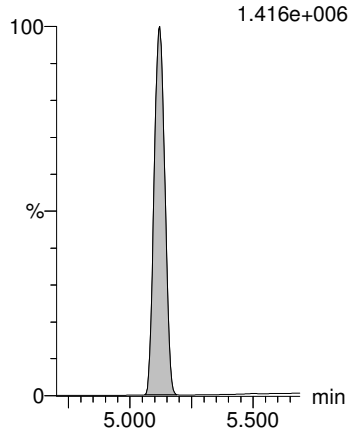
PFOA

F10:MRM of 1 channel,ES-
412.8 > 368.9
1.751e+006



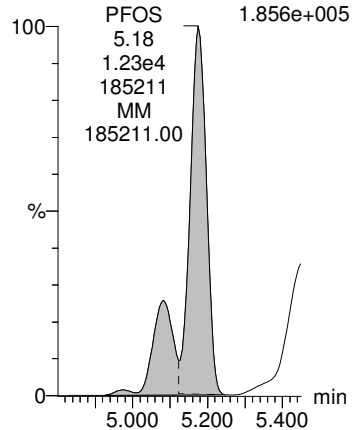
PFNA

F12:MRM of 1 channel,ES-
463 > 418.8
1.416e+006



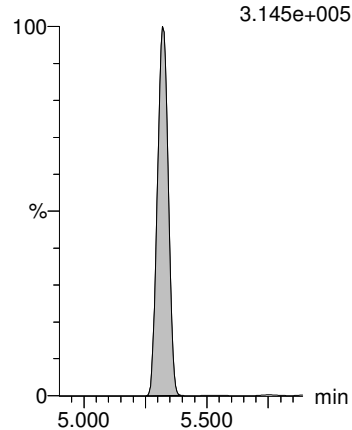
PFOS

F14:MRM of 1 channel,ES-
499 > 79.9
1.856e+005



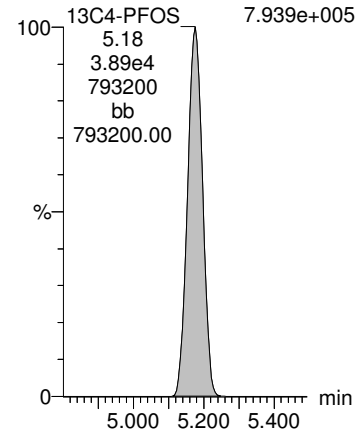
9CI-PF3ONS

F18:MRM of 1 channel,ES-
530.7 > 350.8
3.145e+005



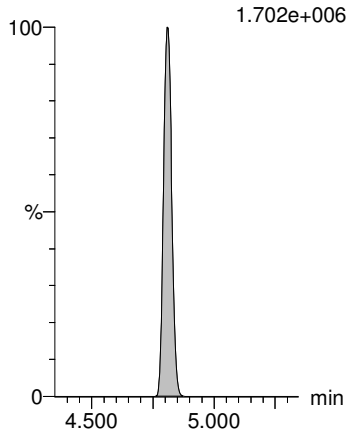
13C4-PFOS

F15:MRM of 1 channel,ES-
503.0 > 80
7.939e+005



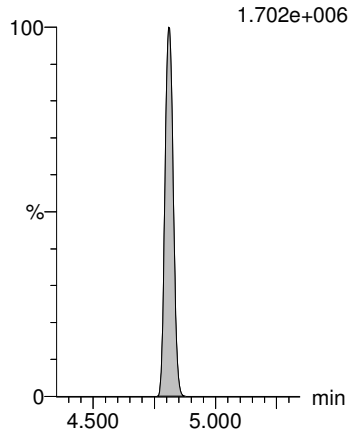
13C2-PFOA

F11:MRM of 1 channel,ES-
414.9 > 369.7
1.702e+006



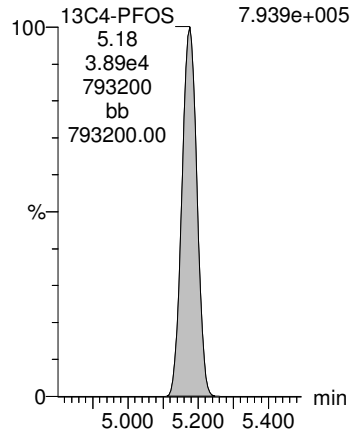
13C2-PFOA

F11:MRM of 1 channel,ES-
414.9 > 369.7
1.702e+006



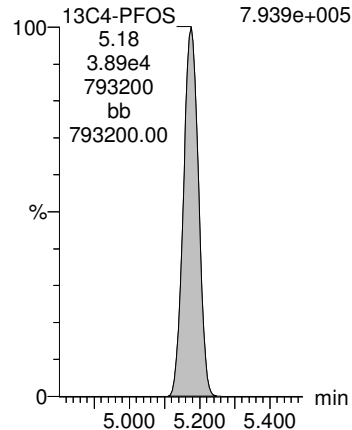
13C4-PFOS

F15:MRM of 1 channel,ES-
503.0 > 80
7.939e+005



13C4-PFOS

F15:MRM of 1 channel,ES-
503.0 > 80
7.939e+005



Dataset: Q:\PFAS\PFAS.PRO\Results\2021Q\SEP21\210901Q1\210901Q1-CRV.qld

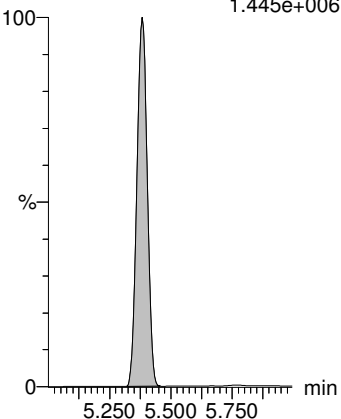
Last Altered: Wednesday, September 01, 2021 14:22:41 Pacific Daylight Time

Printed: Wednesday, September 01, 2021 14:25:15 Pacific Daylight Time

Name: 210901Q1-11, Date: 01-Sep-2021, Time: 12:14:35, ID: ST210901Q1-6 PFC CS1 21H3106, Description: PFC CS1 21H3106

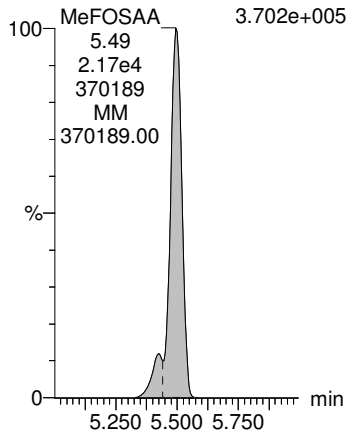
PFDA

F16:MRM of 1 channel,ES-
513 > 468.8
1.445e+006



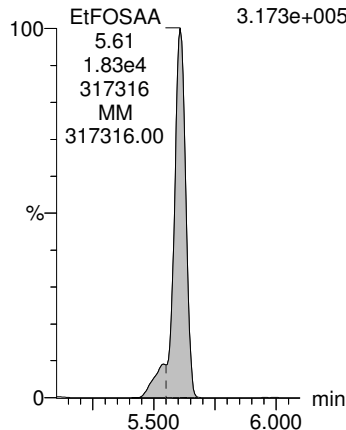
MeFOSAA

F20:MRM of 1 channel,ES-
570.0 > 419.0
3.702e+005



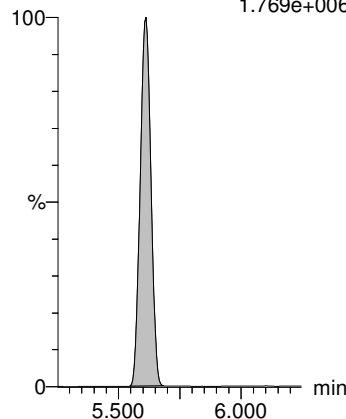
EtFOSAA

F22:MRM of 1 channel,ES-
584.1 > 419.0
3.173e+005



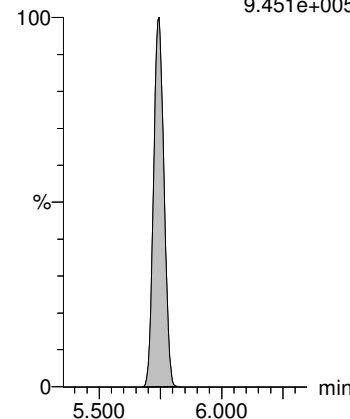
PFUnA

F19:MRM of 1 channel,ES-
563 > 518.9
1.769e+006



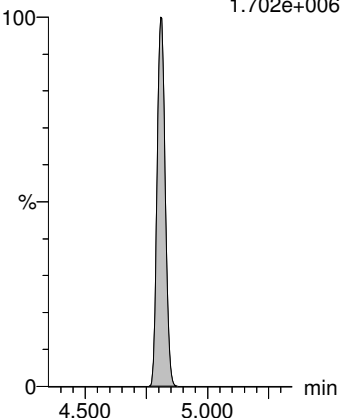
11CI-PF3OUdS

F25:MRM of 1 channel,ES-
630.8 > 450.8
9.451e+005



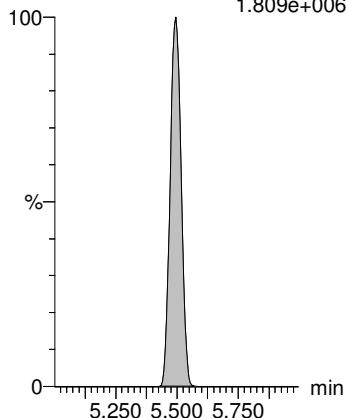
13C2-PFOA

F11:MRM of 1 channel,ES-
414.9 > 369.7
1.702e+006



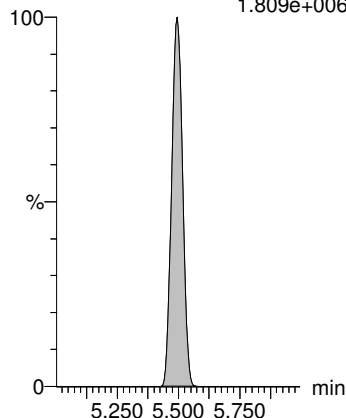
d3-N-MeFOSAA

F21:MRM of 1 channel,ES-
573.3 > 419.0
1.809e+006



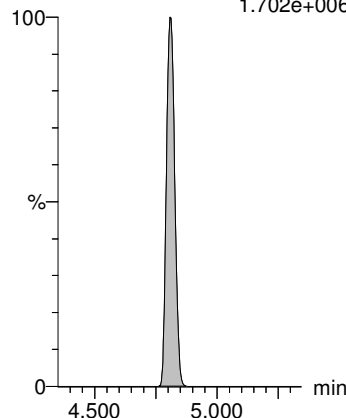
d3-N-MeFOSAA

F21:MRM of 1 channel,ES-
573.3 > 419.0
1.809e+006



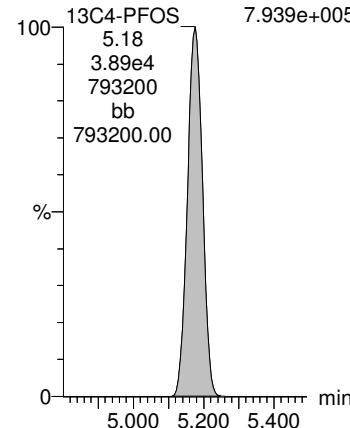
13C2-PFOA

F11:MRM of 1 channel,ES-
414.9 > 369.7
1.702e+006



13C4-PFOS

F15:MRM of 1 channel,ES-
503.0 > 80
7.939e+005



Dataset: Q:\PFAS\PFAS.PRO\Results\2021Q\SEP21\210901Q1\210901Q1-CRV.qld

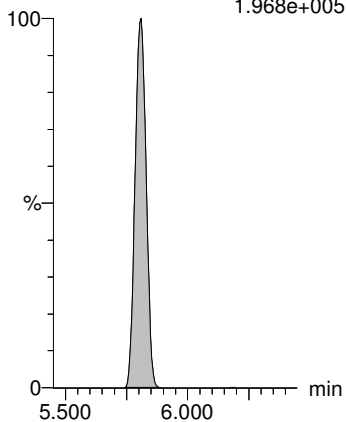
Last Altered: Wednesday, September 01, 2021 14:22:41 Pacific Daylight Time

Printed: Wednesday, September 01, 2021 14:25:15 Pacific Daylight Time

Name: 210901Q1-11, Date: 01-Sep-2021, Time: 12:14:35, ID: ST210901Q1-6 PFC CS1 21H3106, Description: PFC CS1 21H3106

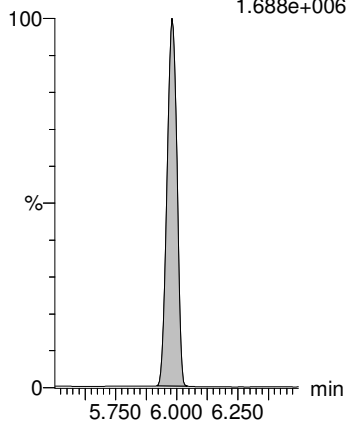
PFD0A

F24:MRM of 1 channel,ES-
612.9 > 318.8
1.968e+005



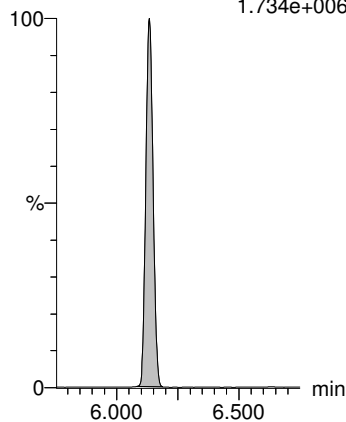
PFTrDA

F26:MRM of 1 channel,ES-
662.9 > 618.9
1.688e+006



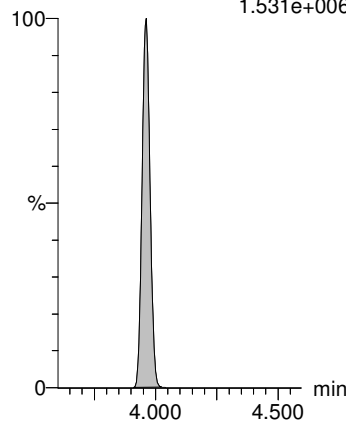
PFTeDA

F27:MRM of 1 channel,ES-
713 > 669
1.734e+006



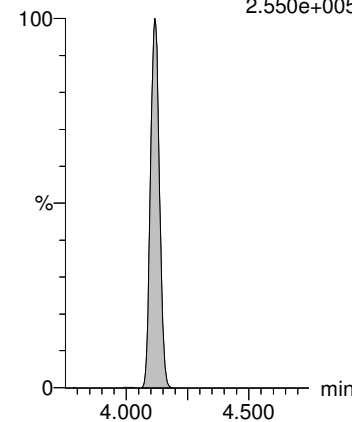
13C2-PFHxA

F6:MRM of 1 channel,ES-
315 > 270.0
1.531e+006



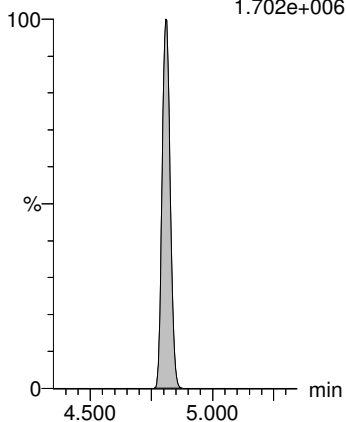
13C3-HFPO-DA

F3:MRM of 1 channel,ES-
287 > 169
2.550e+005



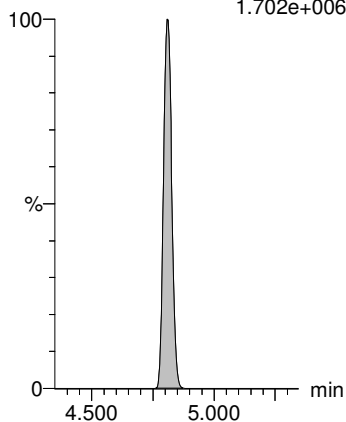
13C2-PFOA

F11:MRM of 1 channel,ES-
414.9 > 369.7
1.702e+006



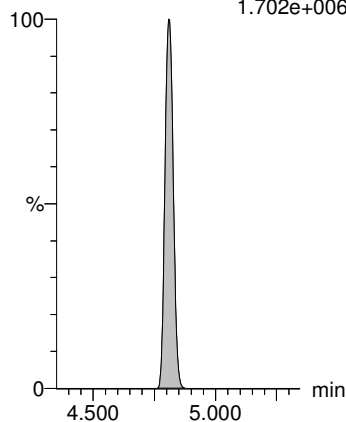
13C2-PFOA

F11:MRM of 1 channel,ES-
414.9 > 369.7
1.702e+006



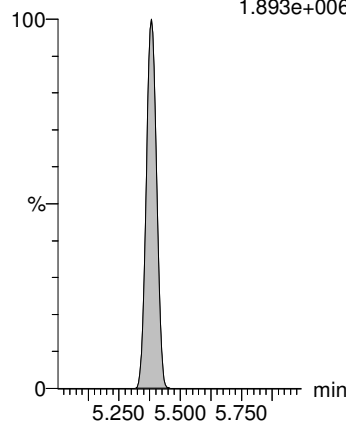
13C2-PFOA

F11:MRM of 1 channel,ES-
414.9 > 369.7
1.702e+006



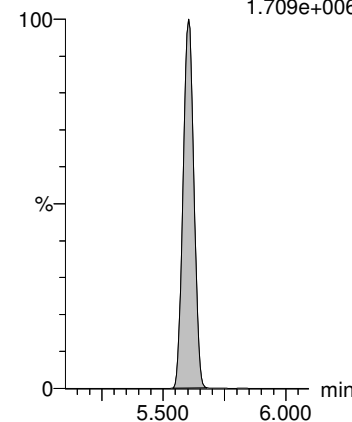
13C2-PFDA

F17:MRM of 1 channel,ES-
515.1 > 469.9
1.893e+006



d5-N-EtFOSAA

F23:MRM of 1 channel,ES-
589.3 > 419.0
1.709e+006



Dataset: Q:\PFAS\PFAS.PRO\Results\2021Q\SEP21\210901Q1\210901Q1-CRV.qld

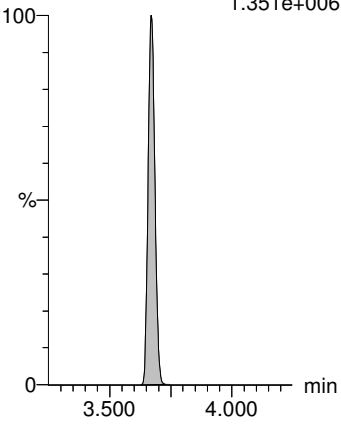
Last Altered: Wednesday, September 01, 2021 14:22:41 Pacific Daylight Time

Printed: Wednesday, September 01, 2021 14:25:15 Pacific Daylight Time

Name: 210901Q1-12, Date: 01-Sep-2021, Time: 12:25:38, ID: ST210901Q1-7 PFC CS2 21H3107, Description: PFC CS2 21H3107

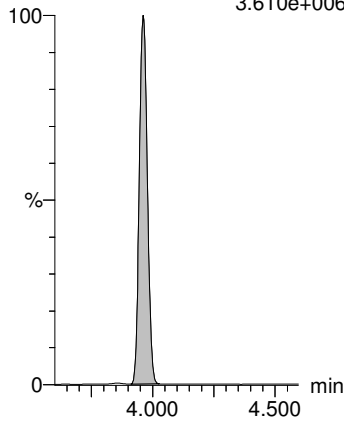
PFBS

F4:MRM of 1 channel,ES-
299 > 80
1.351e+006



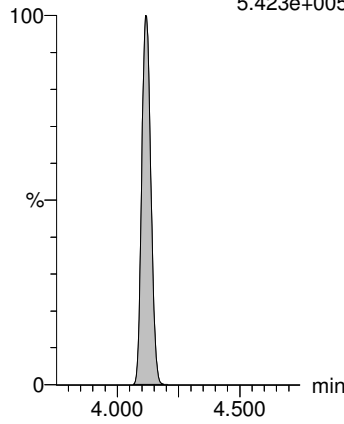
PFHxA

F5:MRM of 1 channel,ES-
313.0 > 269
3.610e+006



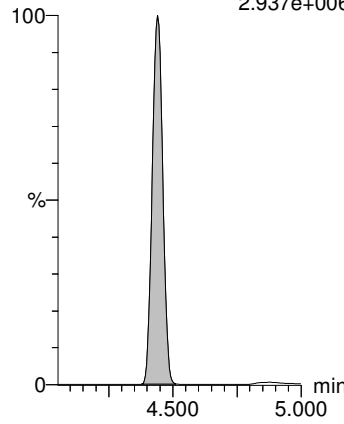
HFPO-DA

F2:MRM of 1 channel,ES-
284.9 > 169
5.423e+005



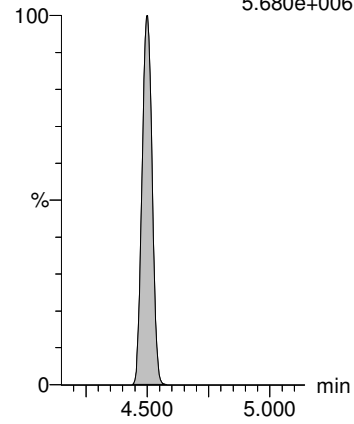
PFHpA

F7:MRM of 1 channel,ES-
362.9 > 318.9
2.937e+006



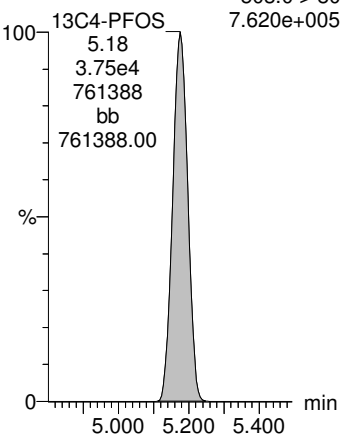
ADONA

F8:MRM of 1 channel,ES-
376.8 > 250.9
5.680e+006



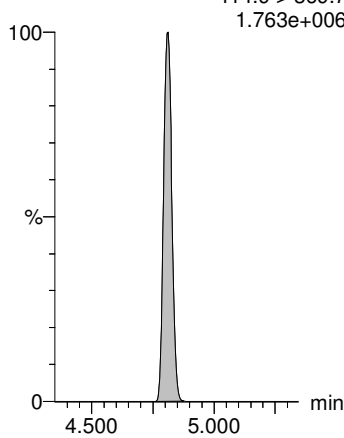
13C4-PFOS

F15:MRM of 1 channel,ES-
503.0 > 80
7.620e+005



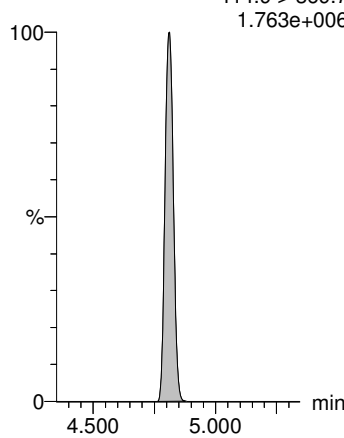
13C2-PFOA

F11:MRM of 1 channel,ES-
414.9 > 369.7
1.763e+006



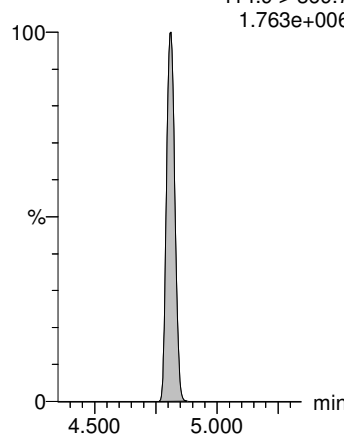
13C2-PFOA

F11:MRM of 1 channel,ES-
414.9 > 369.7
1.763e+006



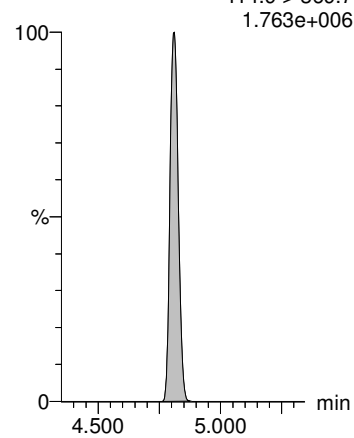
13C2-PFOA

F11:MRM of 1 channel,ES-
414.9 > 369.7
1.763e+006



13C2-PFOA

F11:MRM of 1 channel,ES-
414.9 > 369.7
1.763e+006



Dataset: Q:\PFAS\PFAS.PRO\Results\2021Q\SEP21\210901Q1\210901Q1-CRV.qld

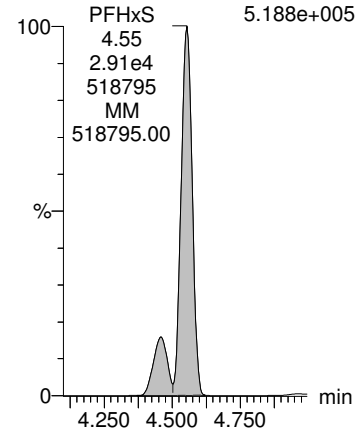
Last Altered: Wednesday, September 01, 2021 14:22:41 Pacific Daylight Time

Printed: Wednesday, September 01, 2021 14:25:15 Pacific Daylight Time

Name: 210901Q1-12, Date: 01-Sep-2021, Time: 12:25:38, ID: ST210901Q1-7 PFC CS2 21H3107, Description: PFC CS2 21H3107

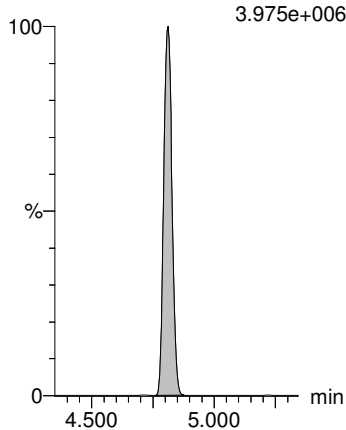
PFHxS

F9:MRM of 1 channel,ES-
399 > 79.9
5.188e+005



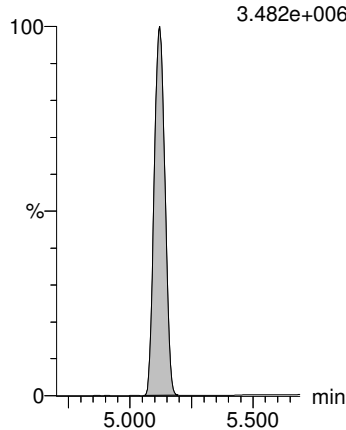
PFOA

F10:MRM of 1 channel,ES-
412.8 > 368.9
3.975e+006



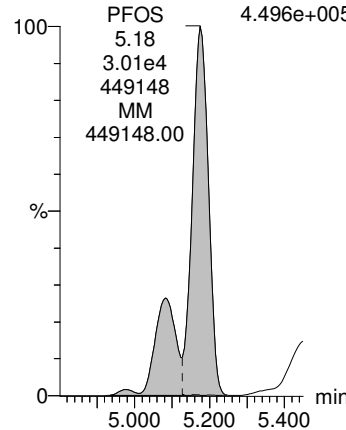
PFNA

F12:MRM of 1 channel,ES-
463 > 418.8
3.482e+006



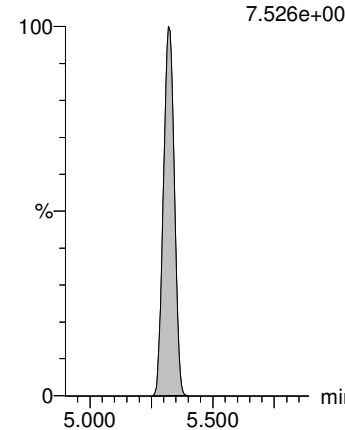
PFOS

F14:MRM of 1 channel,ES-
499 > 79.9
4.496e+005



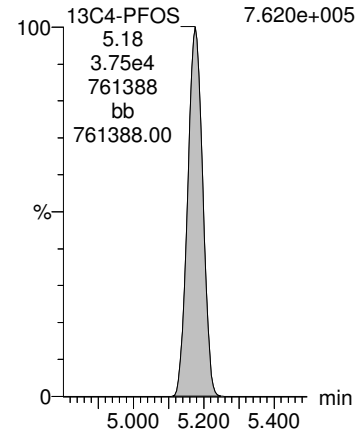
9CI-PF3ONS

F18:MRM of 1 channel,ES-
530.7 > 350.8
7.526e+005



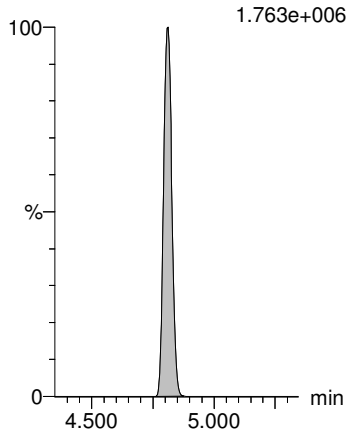
13C4-PFOS

F15:MRM of 1 channel,ES-
503.0 > 80
7.620e+005



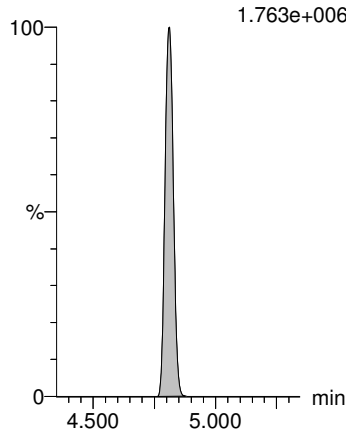
13C2-PFOA

F11:MRM of 1 channel,ES-
414.9 > 369.7
1.763e+006



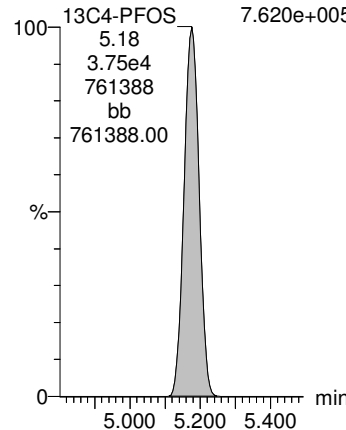
13C2-PFOA

F11:MRM of 1 channel,ES-
414.9 > 369.7
1.763e+006



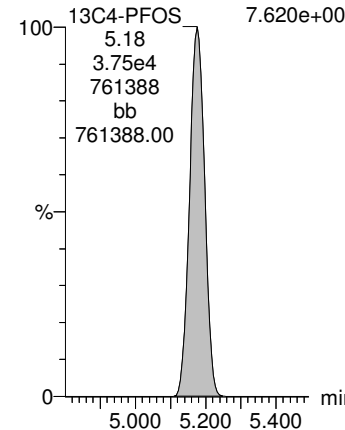
13C4-PFOS

F15:MRM of 1 channel,ES-
503.0 > 80
7.620e+005



13C4-PFOS

F15:MRM of 1 channel,ES-
503.0 > 80
7.620e+005



Dataset: Q:\PFAS\PFAS.PRO\Results\2021Q\SEP21\210901Q1\210901Q1-CRV.qld

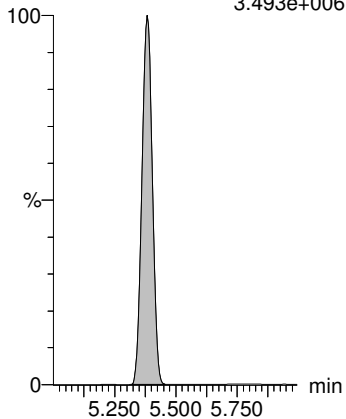
Last Altered: Wednesday, September 01, 2021 14:22:41 Pacific Daylight Time

Printed: Wednesday, September 01, 2021 14:25:15 Pacific Daylight Time

Name: 210901Q1-12, Date: 01-Sep-2021, Time: 12:25:38, ID: ST210901Q1-7 PFC CS2 21H3107, Description: PFC CS2 21H3107

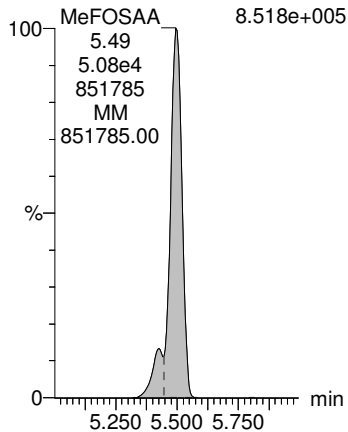
PFDA

F16:MRM of 1 channel,ES-
513 > 468.8
3.493e+006



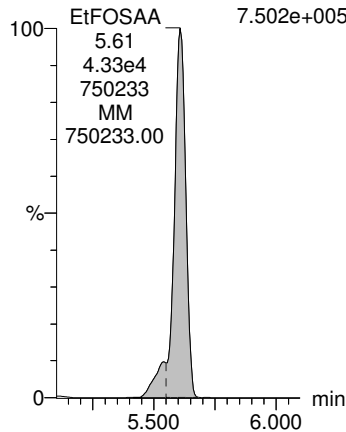
MeFOSAA

F20:MRM of 1 channel,ES-
570.0 > 419.0
8.518e+005



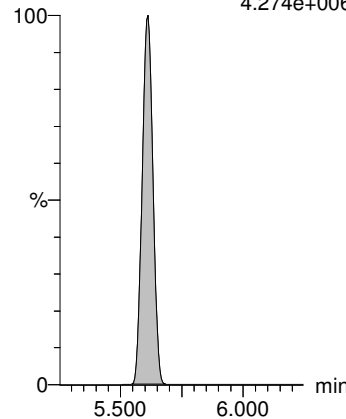
EtFOSAA

F22:MRM of 1 channel,ES-
584.1 > 419.0
7.502e+005



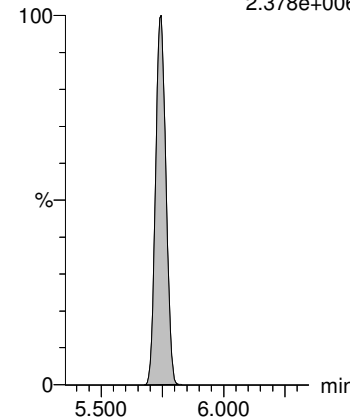
PFUnA

F19:MRM of 1 channel,ES-
563 > 518.9
4.274e+006



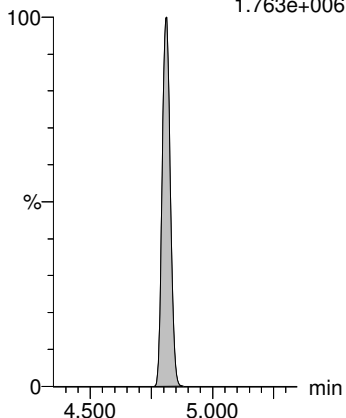
11CI-PF3OUdS

F25:MRM of 1 channel,ES-
630.8 > 450.8
2.378e+006



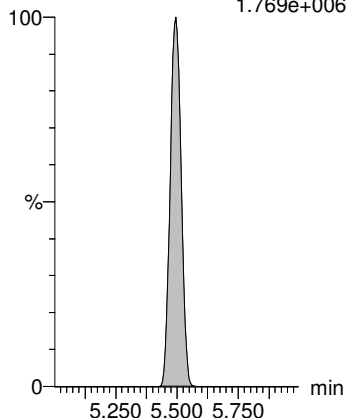
13C2-PFOA

F11:MRM of 1 channel,ES-
414.9 > 369.7
1.763e+006



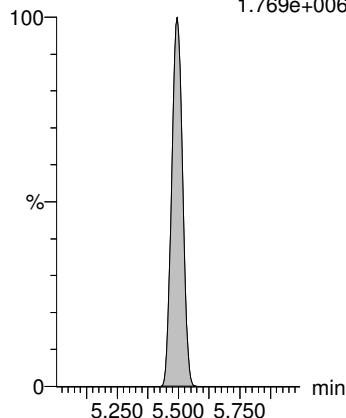
d3-N-MeFOSAA

F21:MRM of 1 channel,ES-
573.3 > 419.0
1.769e+006



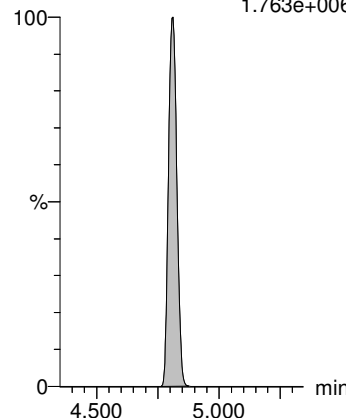
d3-N-MeFOSAA

F21:MRM of 1 channel,ES-
573.3 > 419.0
1.769e+006



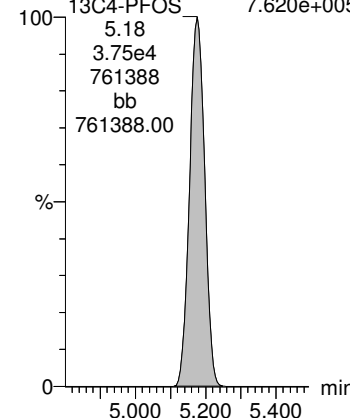
13C2-PFOA

F11:MRM of 1 channel,ES-
414.9 > 369.7
1.763e+006



13C4-PFOS

F15:MRM of 1 channel,ES-
503.0 > 80
7.620e+005



Dataset: Q:\PFAS\PFAS.PRO\Results\2021Q\SEP21\210901Q1\210901Q1-CRV.qld

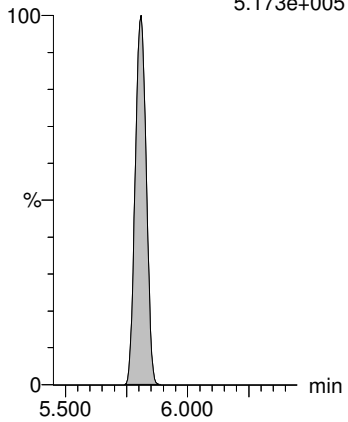
Last Altered: Wednesday, September 01, 2021 14:22:41 Pacific Daylight Time

Printed: Wednesday, September 01, 2021 14:25:15 Pacific Daylight Time

Name: 210901Q1-12, Date: 01-Sep-2021, Time: 12:25:38, ID: ST210901Q1-7 PFC CS2 21H3107, Description: PFC CS2 21H3107

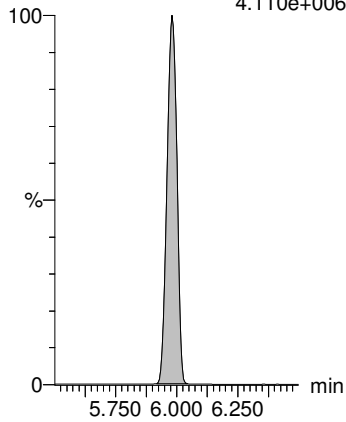
PFDoA

F24:MRM of 1 channel,ES-
612.9 > 318.8
5.173e+005



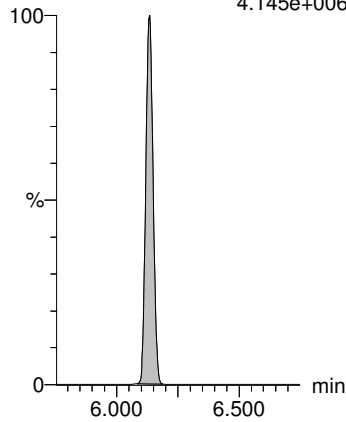
PFTrDA

F26:MRM of 1 channel,ES-
662.9 > 618.9
4.110e+006



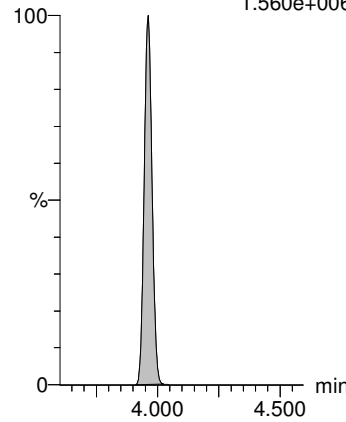
PFTeDA

F27:MRM of 1 channel,ES-
713 > 669
4.145e+006



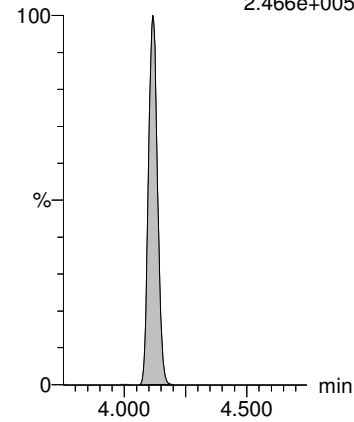
13C2-PFHxA

F6:MRM of 1 channel,ES-
315 > 270.0
1.560e+006



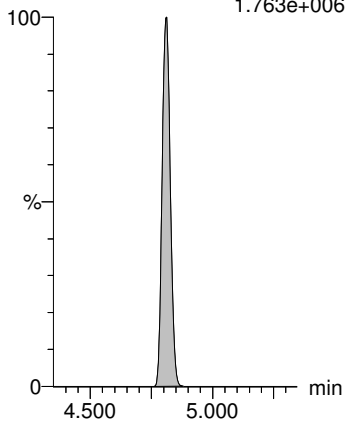
13C3-HFPO-DA

F3:MRM of 1 channel,ES-
287 > 169
2.466e+005



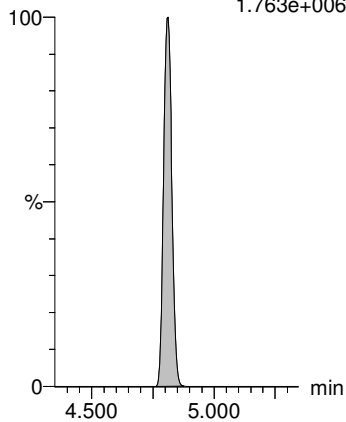
13C2-PFOA

F11:MRM of 1 channel,ES-
414.9 > 369.7
1.763e+006



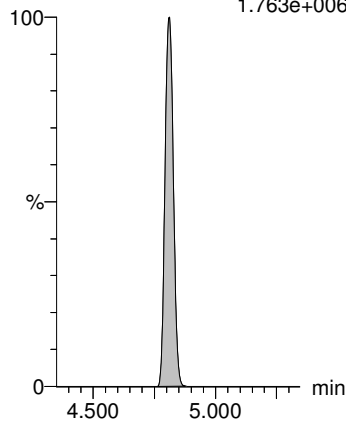
13C2-PFOA

F11:MRM of 1 channel,ES-
414.9 > 369.7
1.763e+006



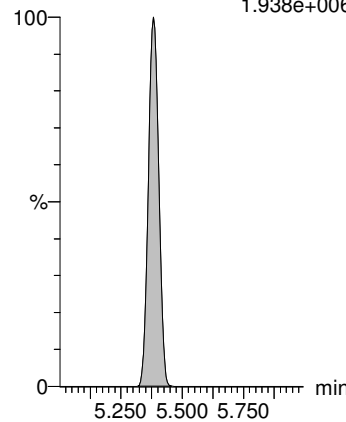
13C2-PFOA

F11:MRM of 1 channel,ES-
414.9 > 369.7
1.763e+006



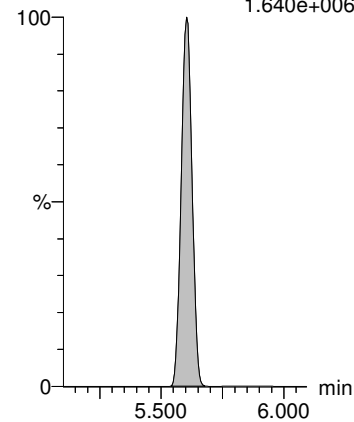
13C2-PFDA

F17:MRM of 1 channel,ES-
515.1 > 469.9
1.938e+006



d5-N-EtFOSAA

F23:MRM of 1 channel,ES-
589.3 > 419.0
1.640e+006



Dataset: Q:\PFAS\PFAS.PRO\Results\2021Q\SEP21\210901Q1\210901Q1-CRV.qld

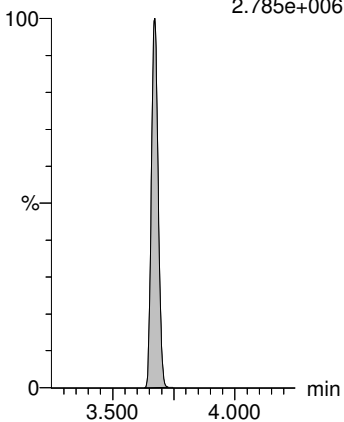
Last Altered: Wednesday, September 01, 2021 14:22:41 Pacific Daylight Time

Printed: Wednesday, September 01, 2021 14:25:15 Pacific Daylight Time

Name: 210901Q1-13, Date: 01-Sep-2021, Time: 12:36:42, ID: ST210901Q1-8 PFC CS3 21H3108, Description: PFC CS3 21H3108

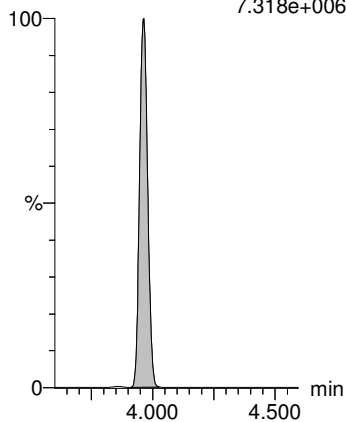
PFBS

F4:MRM of 1 channel,ES-
299 > 80
2.785e+006



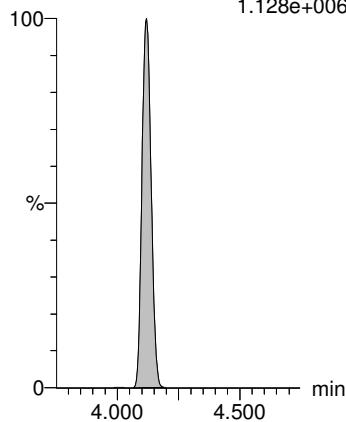
PFHxA

F5:MRM of 1 channel,ES-
313.0 > 269
7.318e+006



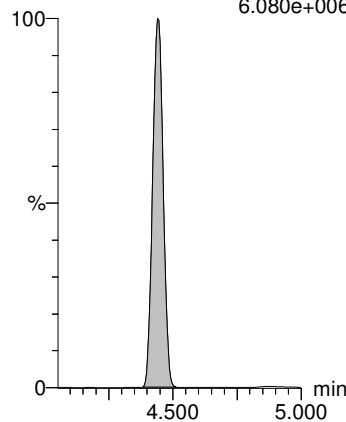
HFPO-DA

F2:MRM of 1 channel,ES-
284.9 > 169
1.128e+006



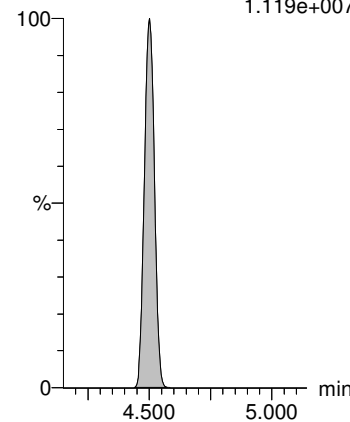
PFHpA

F7:MRM of 1 channel,ES-
362.9 > 318.9
6.080e+006



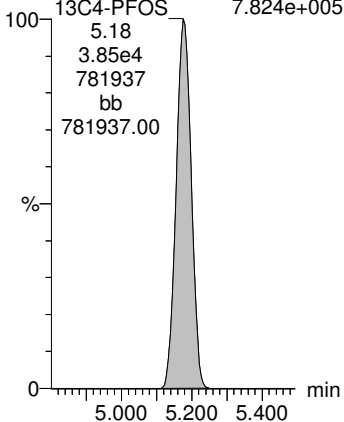
ADONA

F8:MRM of 1 channel,ES-
376.8 > 250.9
1.119e+007



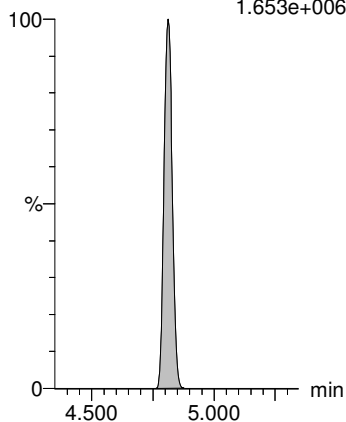
13C4-PFOS

F15:MRM of 1 channel,ES-
503.0 > 80
7.824e+005



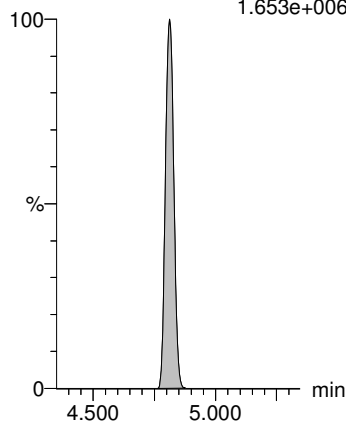
13C2-PFOA

F11:MRM of 1 channel,ES-
414.9 > 369.7
1.653e+006



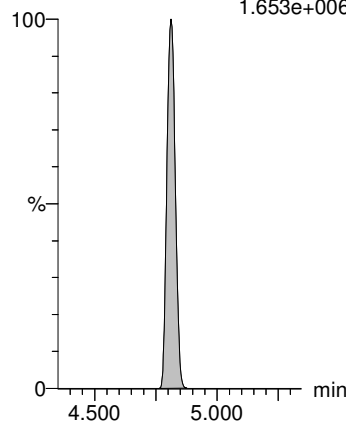
13C2-PFOA

F11:MRM of 1 channel,ES-
414.9 > 369.7
1.653e+006



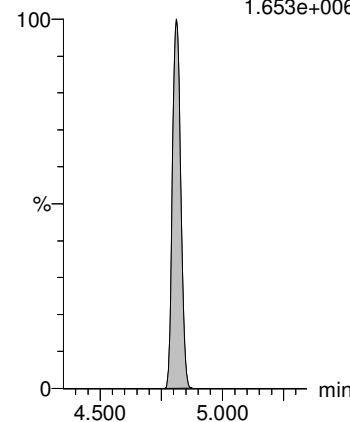
13C2-PFOA

F11:MRM of 1 channel,ES-
414.9 > 369.7
1.653e+006



13C2-PFOA

F11:MRM of 1 channel,ES-
414.9 > 369.7
1.653e+006



Dataset: Q:\PFAS\PFAS.PRO\Results\2021Q\SEP21\210901Q1\210901Q1-CRV.qld

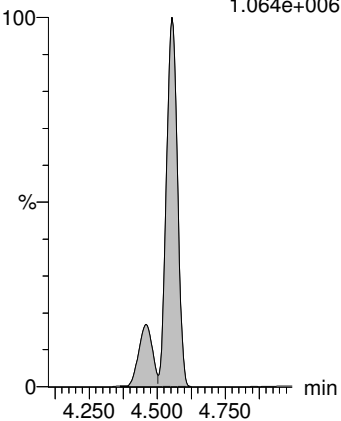
Last Altered: Wednesday, September 01, 2021 14:22:41 Pacific Daylight Time

Printed: Wednesday, September 01, 2021 14:25:15 Pacific Daylight Time

Name: 210901Q1-13, Date: 01-Sep-2021, Time: 12:36:42, ID: ST210901Q1-8 PFC CS3 21H3108, Description: PFC CS3 21H3108

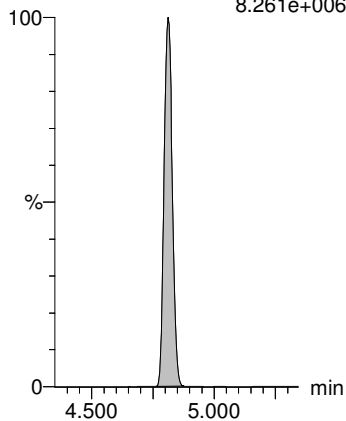
PFHxS

F9:MRM of 1 channel,ES-
399 > 79.9
1.064e+006



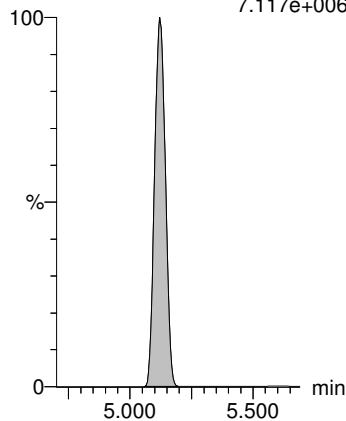
PFOA

F10:MRM of 1 channel,ES-
412.8 > 368.9
8.261e+006



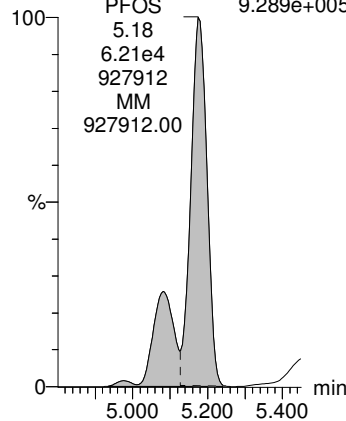
PFNA

F12:MRM of 1 channel,ES-
463 > 418.8
7.117e+006



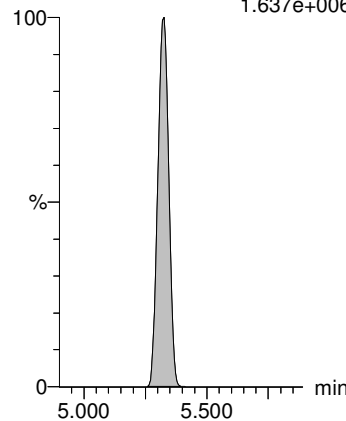
PFOS

F14:MRM of 1 channel,ES-
499 > 79.9
9.289e+005



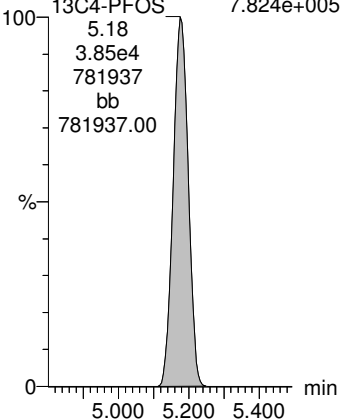
9CI-PF3ONS

F18:MRM of 1 channel,ES-
530.7 > 350.8
1.637e+006



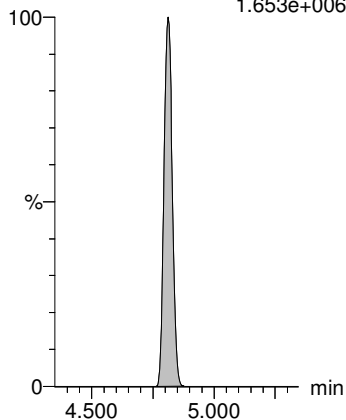
13C4-PFOS

F15:MRM of 1 channel,ES-
503.0 > 80
7.824e+005



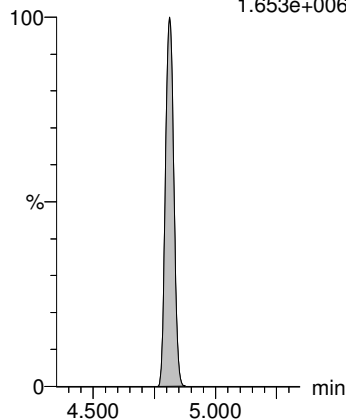
13C2-PFOA

F11:MRM of 1 channel,ES-
414.9 > 369.7
1.653e+006



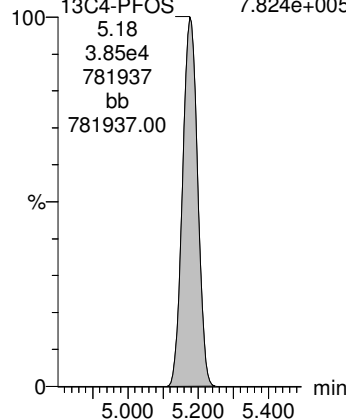
13C2-PFOA

F11:MRM of 1 channel,ES-
414.9 > 369.7
1.653e+006



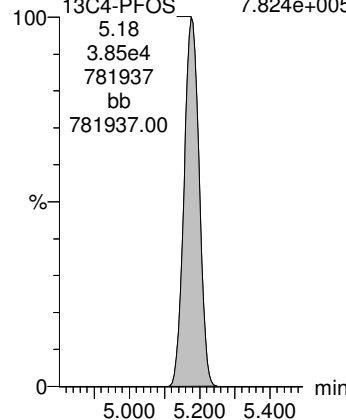
13C4-PFOS

F15:MRM of 1 channel,ES-
503.0 > 80
7.824e+005



13C4-PFOS

F15:MRM of 1 channel,ES-
503.0 > 80
7.824e+005



Dataset: Q:\PFAS\PFAS.PRO\Results\2021Q\SEP21\210901Q1\210901Q1-CRV.qld

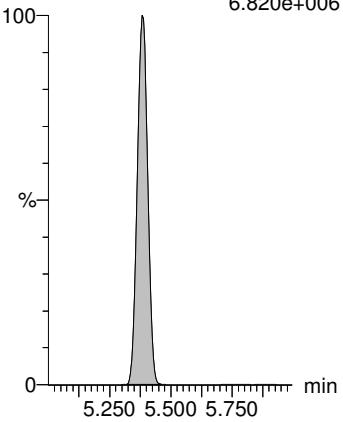
Last Altered: Wednesday, September 01, 2021 14:22:41 Pacific Daylight Time

Printed: Wednesday, September 01, 2021 14:25:15 Pacific Daylight Time

Name: 210901Q1-13, Date: 01-Sep-2021, Time: 12:36:42, ID: ST210901Q1-8 PFC CS3 21H3108, Description: PFC CS3 21H3108

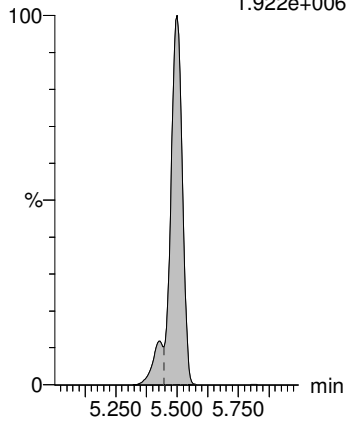
PFDA

F16:MRM of 1 channel,ES-
513 > 468.8
6.820e+006



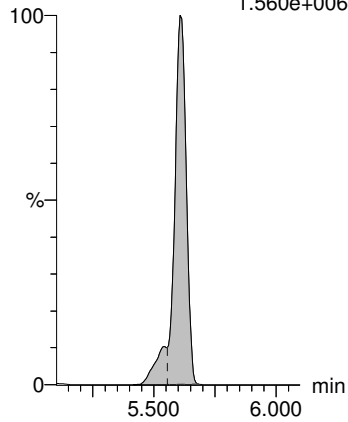
MeFOSAA

F20:MRM of 1 channel,ES-
570.0 > 419.0
1.922e+006



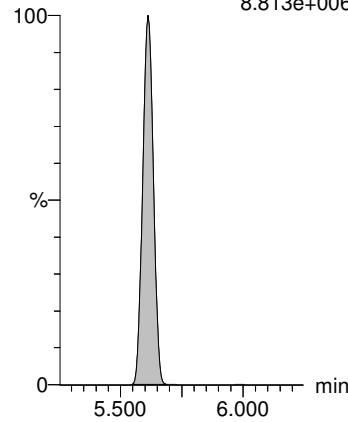
EtFOSAA

F22:MRM of 1 channel,ES-
584.1 > 419.0
1.560e+006



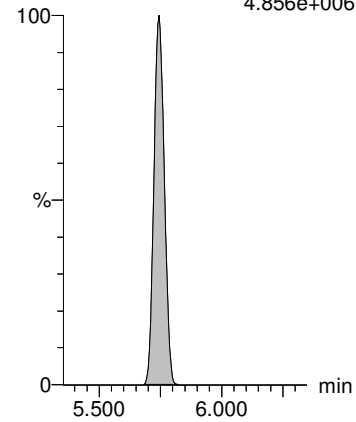
PFUnA

F19:MRM of 1 channel,ES-
563 > 518.9
8.813e+006



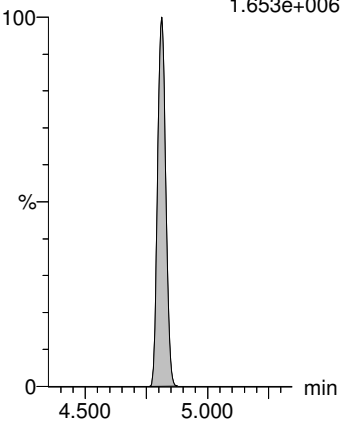
11CI-PF3OUdS

F25:MRM of 1 channel,ES-
630.8 > 450.8
4.856e+006



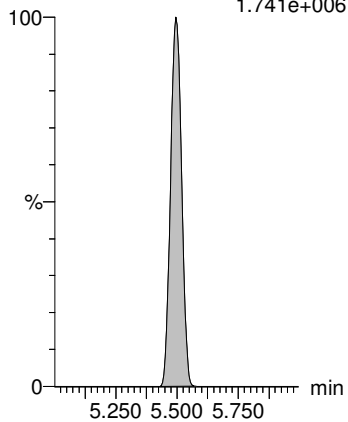
13C2-PFOA

F11:MRM of 1 channel,ES-
414.9 > 369.7
1.653e+006



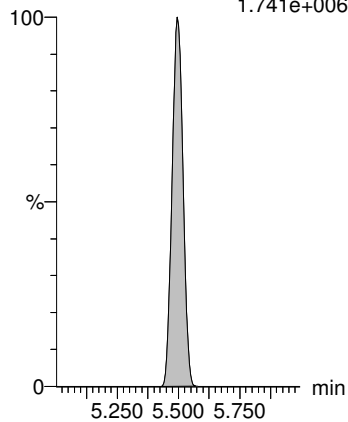
d3-N-MeFOSAA

F21:MRM of 1 channel,ES-
573.3 > 419.0
1.741e+006



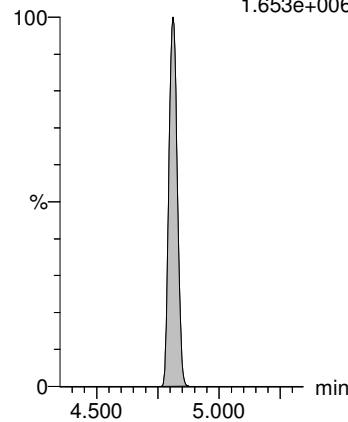
d3-N-MeFOSAA

F21:MRM of 1 channel,ES-
573.3 > 419.0
1.741e+006



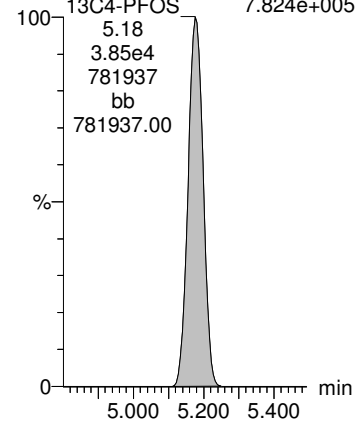
13C2-PFOA

F11:MRM of 1 channel,ES-
414.9 > 369.7
1.653e+006



13C4-PFOS

F15:MRM of 1 channel,ES-
503.0 > 80
7.824e+005



Dataset: Q:\PFAS\PFAS.PRO\Results\2021Q\SEP21\210901Q1\210901Q1-CRV.qld

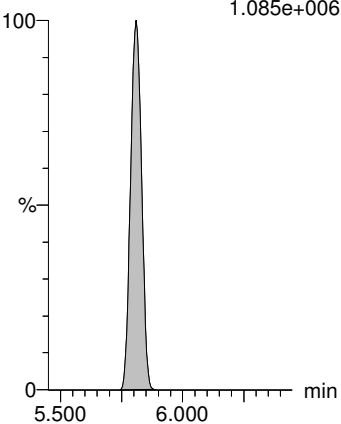
Last Altered: Wednesday, September 01, 2021 14:22:41 Pacific Daylight Time

Printed: Wednesday, September 01, 2021 14:25:15 Pacific Daylight Time

Name: 210901Q1-13, Date: 01-Sep-2021, Time: 12:36:42, ID: ST210901Q1-8 PFC CS3 21H3108, Description: PFC CS3 21H3108

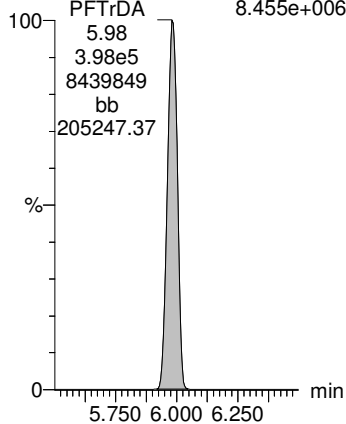
PFDoA

F24:MRM of 1 channel,ES-
612.9 > 318.8
1.085e+006



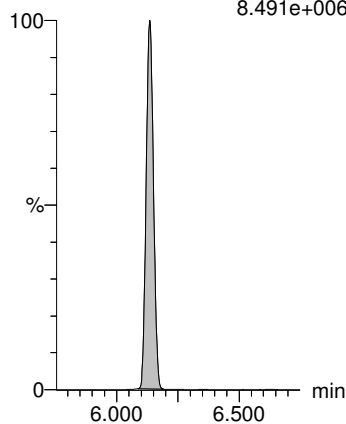
PFTrDA

F26:MRM of 1 channel,ES-
662.9 > 618.9
8.455e+006



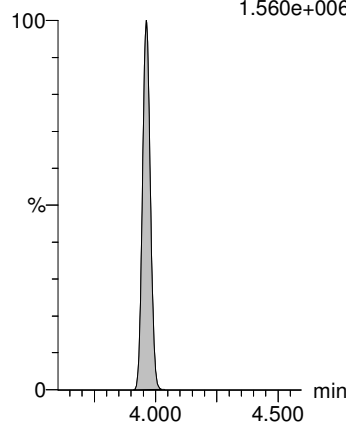
PFTeDA

F27:MRM of 1 channel,ES-
713 > 669
8.491e+006



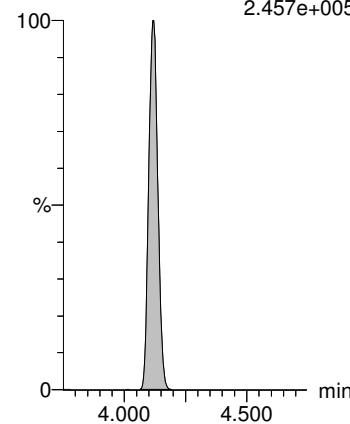
13C2-PFHxA

F6:MRM of 1 channel,ES-
315 > 270.0
1.560e+006



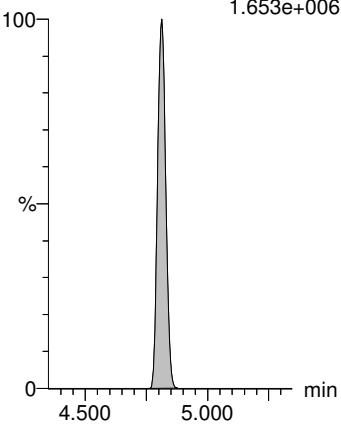
13C3-HFPO-DA

F3:MRM of 1 channel,ES-
287 > 169
2.457e+005



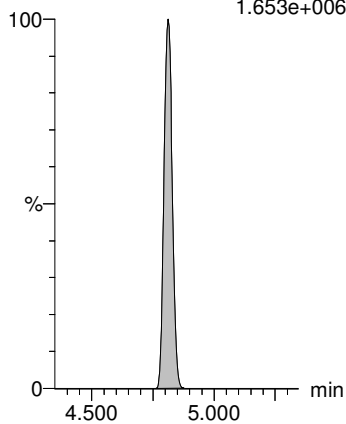
13C2-PFOA

F11:MRM of 1 channel,ES-
414.9 > 369.7
1.653e+006



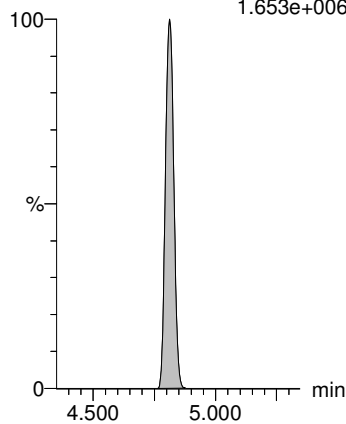
13C2-PFOA

F11:MRM of 1 channel,ES-
414.9 > 369.7
1.653e+006



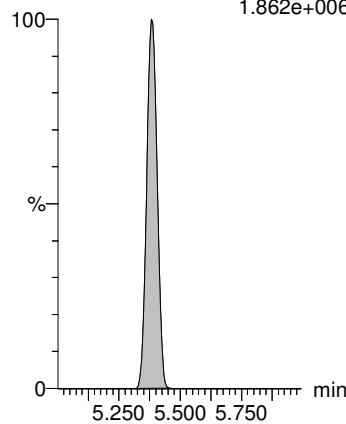
13C2-PFOA

F11:MRM of 1 channel,ES-
414.9 > 369.7
1.653e+006



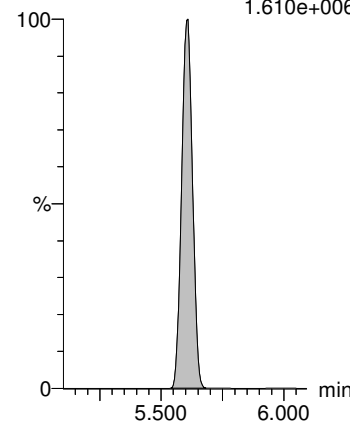
13C2-PFDA

F17:MRM of 1 channel,ES-
515.1 > 469.9
1.862e+006



d5-N-EtFOSAA

F23:MRM of 1 channel,ES-
589.3 > 419.0
1.610e+006



Dataset: Q:\PFAS\PFAS.PRO\Results\2021Q\SEP21\210901Q1\210901Q1-CRV.qld

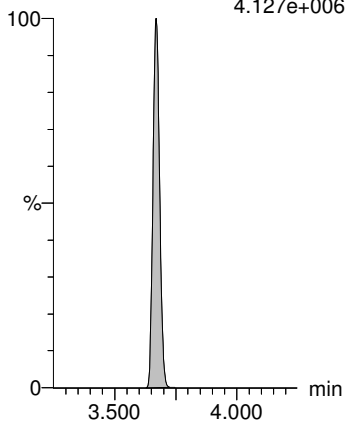
Last Altered: Wednesday, September 01, 2021 14:22:41 Pacific Daylight Time

Printed: Wednesday, September 01, 2021 14:25:15 Pacific Daylight Time

Name: 210901Q1-14, Date: 01-Sep-2021, Time: 12:47:46, ID: ST210901Q1-9 PFC CS4 21H3109, Description: PFC CS4 21H3109

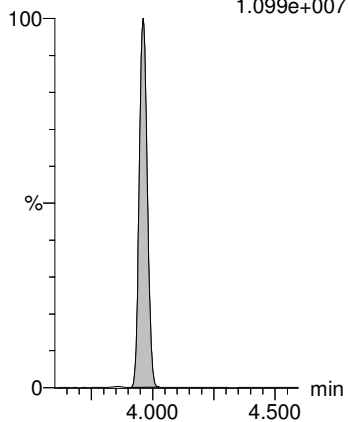
PFBS

F4:MRM of 1 channel,ES-
299 > 80
4.127e+006



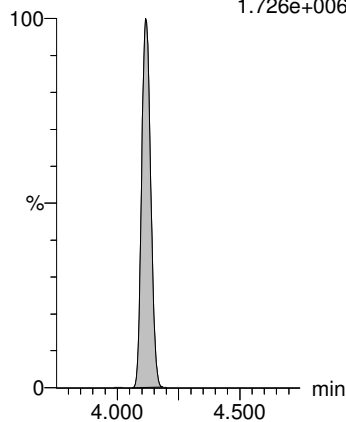
PFHxA

F5:MRM of 1 channel,ES-
313.0 > 269
1.099e+007



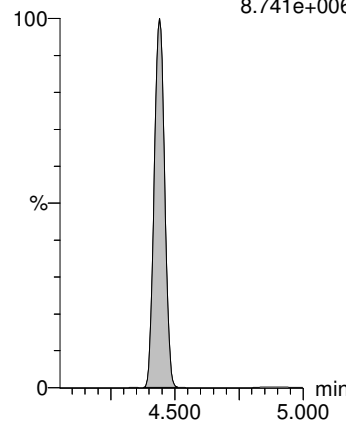
HFPO-DA

F2:MRM of 1 channel,ES-
284.9 > 169
1.726e+006



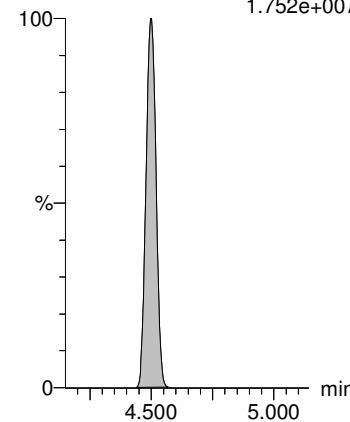
PFHpA

F7:MRM of 1 channel,ES-
362.9 > 318.9
8.741e+006



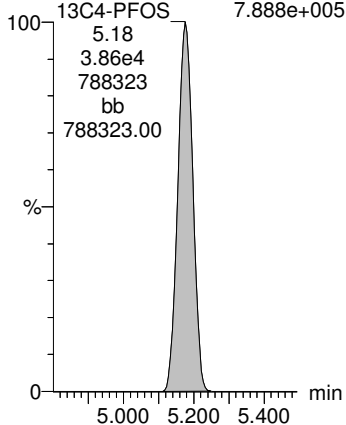
ADONA

F8:MRM of 1 channel,ES-
376.8 > 250.9
1.752e+007



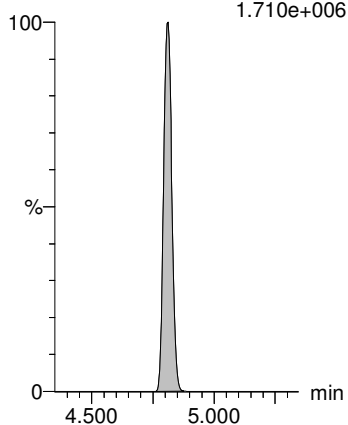
13C4-PFOS

F15:MRM of 1 channel,ES-
503.0 > 80
7.888e+005



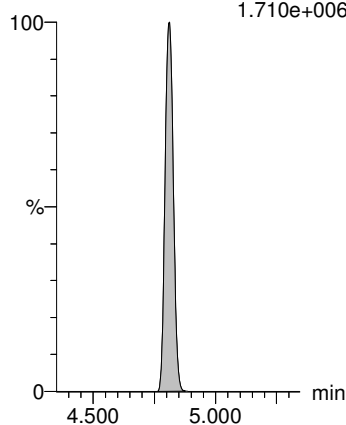
13C2-PFOA

F11:MRM of 1 channel,ES-
414.9 > 369.7
1.710e+006



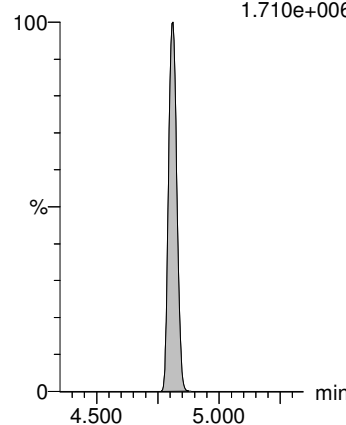
13C2-PFOA

F11:MRM of 1 channel,ES-
414.9 > 369.7
1.710e+006



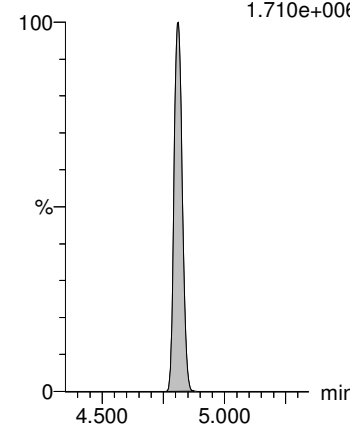
13C2-PFOA

F11:MRM of 1 channel,ES-
414.9 > 369.7
1.710e+006



13C2-PFOA

F11:MRM of 1 channel,ES-
414.9 > 369.7
1.710e+006



Dataset: Q:\PFAS\PFAS.PRO\Results\2021Q\SEP21\210901Q1\210901Q1-CRV.qld

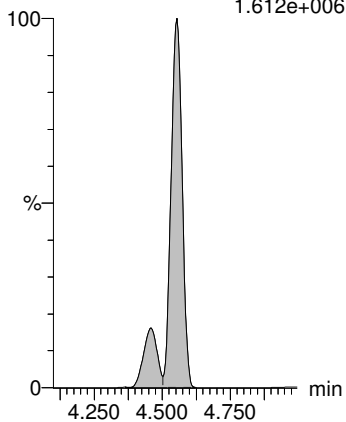
Last Altered: Wednesday, September 01, 2021 14:22:41 Pacific Daylight Time

Printed: Wednesday, September 01, 2021 14:25:15 Pacific Daylight Time

Name: 210901Q1-14, Date: 01-Sep-2021, Time: 12:47:46, ID: ST210901Q1-9 PFC CS4 21H3109, Description: PFC CS4 21H3109

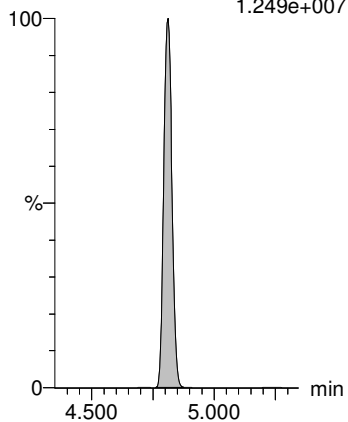
PFHxS

F9:MRM of 1 channel,ES-
399 > 79.9
1.612e+006



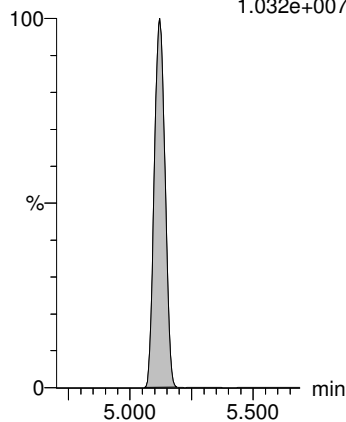
PFOA

F10:MRM of 1 channel,ES-
412.8 > 368.9
1.249e+007



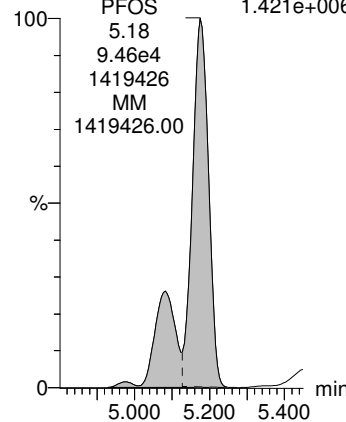
PFNA

F12:MRM of 1 channel,ES-
463 > 418.8
1.032e+007



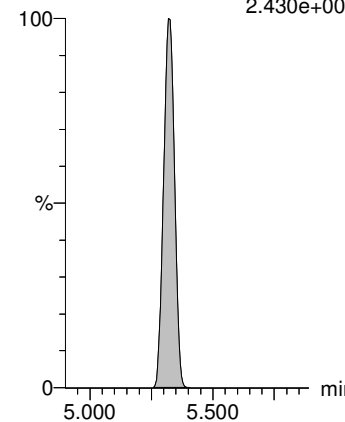
PFOS

F14:MRM of 1 channel,ES-
499 > 79.9
1.421e+006



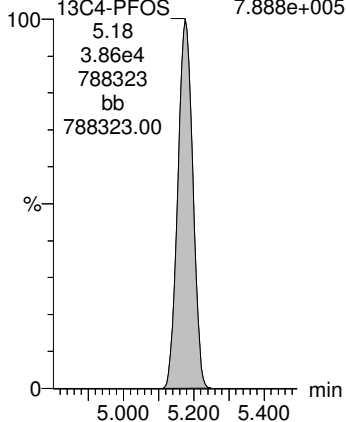
9CI-PF3ONS

F18:MRM of 1 channel,ES-
530.7 > 350.8
2.430e+006



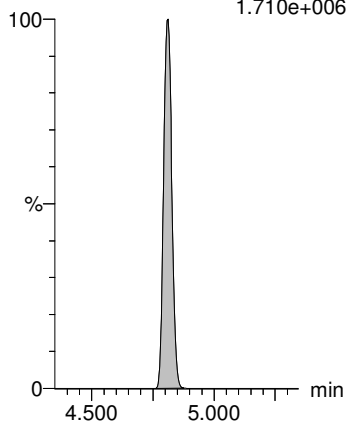
13C4-PFOS

F15:MRM of 1 channel,ES-
503.0 > 80
7.888e+005



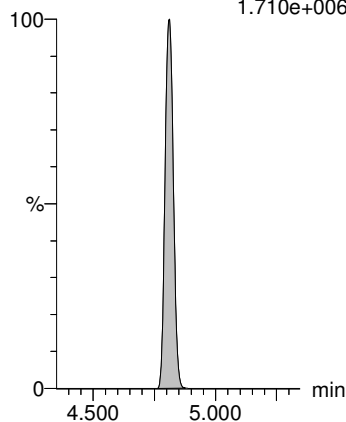
13C2-PFOA

F11:MRM of 1 channel,ES-
414.9 > 369.7
1.710e+006



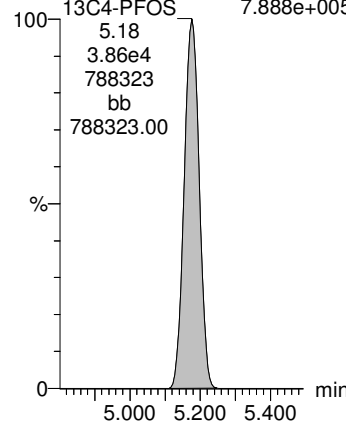
13C2-PFOA

F11:MRM of 1 channel,ES-
414.9 > 369.7
1.710e+006



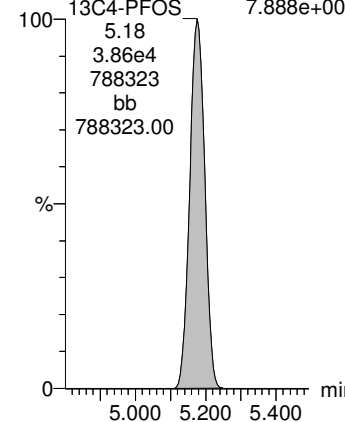
13C4-PFOS

F15:MRM of 1 channel,ES-
503.0 > 80
7.888e+005



13C4-PFOS

F15:MRM of 1 channel,ES-
503.0 > 80
7.888e+005



Dataset: Q:\PFAS\PFAS.PRO\Results\2021Q\SEP21\210901Q1\210901Q1-CRV.qld

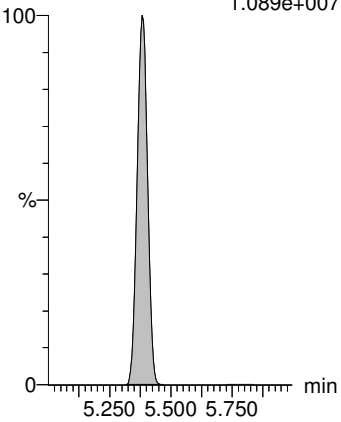
Last Altered: Wednesday, September 01, 2021 14:22:41 Pacific Daylight Time

Printed: Wednesday, September 01, 2021 14:25:15 Pacific Daylight Time

Name: 210901Q1-14, Date: 01-Sep-2021, Time: 12:47:46, ID: ST210901Q1-9 PFC CS4 21H3109, Description: PFC CS4 21H3109

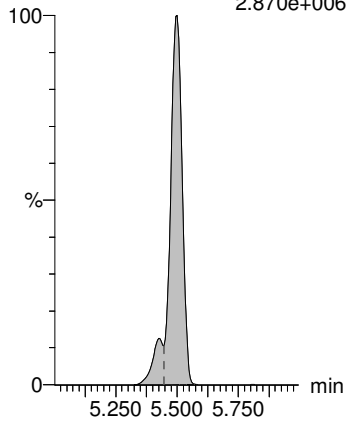
PFDA

F16:MRM of 1 channel,ES-
513 > 468.8
1.089e+007



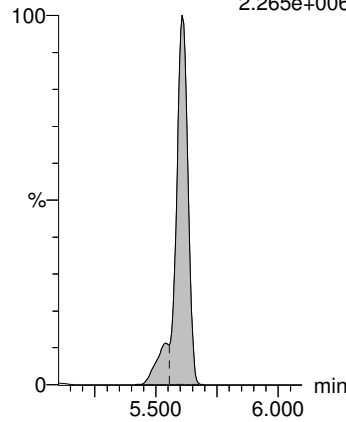
MeFOSAA

F20:MRM of 1 channel,ES-
570.0 > 419.0
2.870e+006



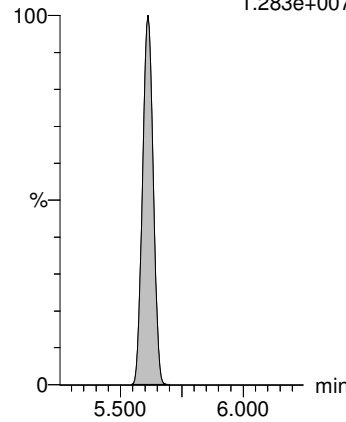
EtFOSAA

F22:MRM of 1 channel,ES-
584.1 > 419.0
2.265e+006



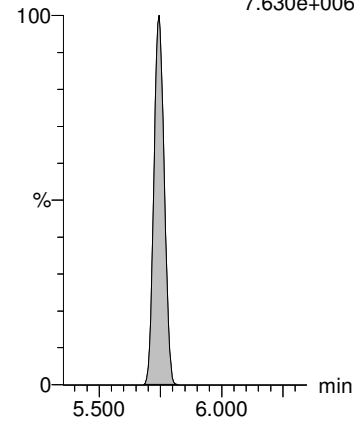
PFUnA

F19:MRM of 1 channel,ES-
563 > 518.9
1.283e+007



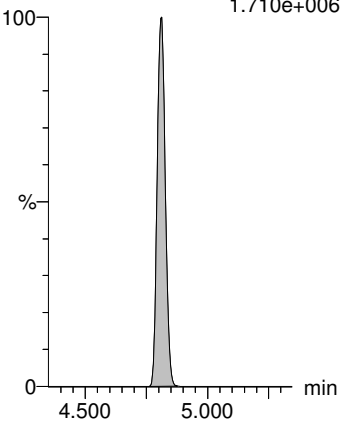
11CI-PF3OUdS

F25:MRM of 1 channel,ES-
630.8 > 450.8
7.630e+006



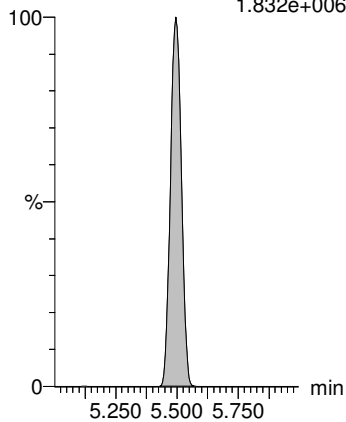
13C2-PFOA

F11:MRM of 1 channel,ES-
414.9 > 369.7
1.710e+006



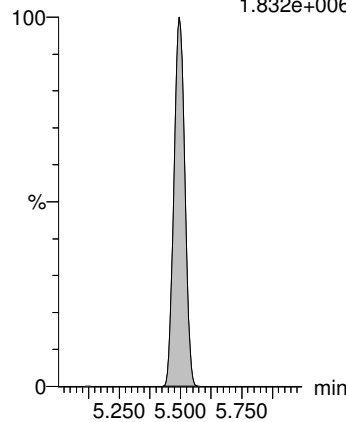
d3-N-MeFOSAA

F21:MRM of 1 channel,ES-
573.3 > 419.0
1.832e+006



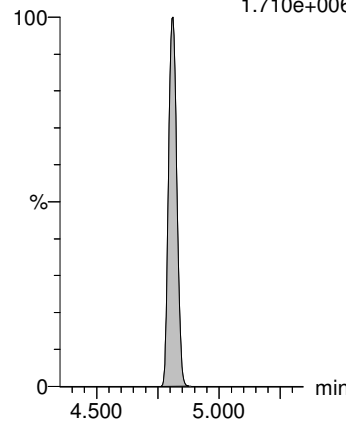
d3-N-MeFOSAA

F21:MRM of 1 channel,ES-
573.3 > 419.0
1.832e+006



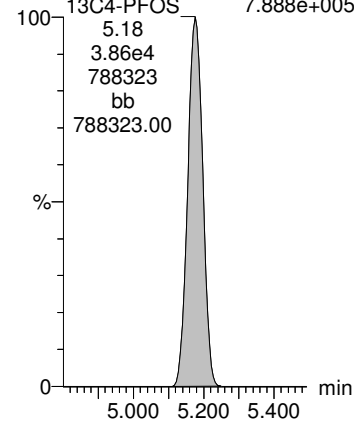
13C2-PFOA

F11:MRM of 1 channel,ES-
414.9 > 369.7
1.710e+006



13C4-PFOS

F15:MRM of 1 channel,ES-
503.0 > 80
7.888e+005



Dataset: Q:\PFAS\PFAS.PRO\Results\2021Q\SEP21\210901Q1\210901Q1-CRV.qld

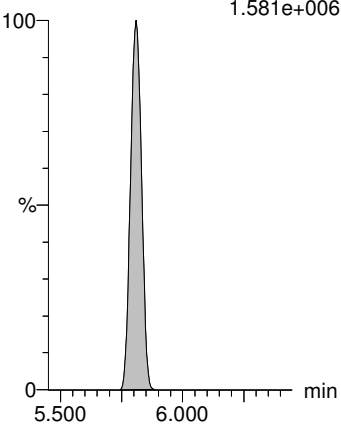
Last Altered: Wednesday, September 01, 2021 14:22:41 Pacific Daylight Time

Printed: Wednesday, September 01, 2021 14:25:15 Pacific Daylight Time

Name: 210901Q1-14, Date: 01-Sep-2021, Time: 12:47:46, ID: ST210901Q1-9 PFC CS4 21H3109, Description: PFC CS4 21H3109

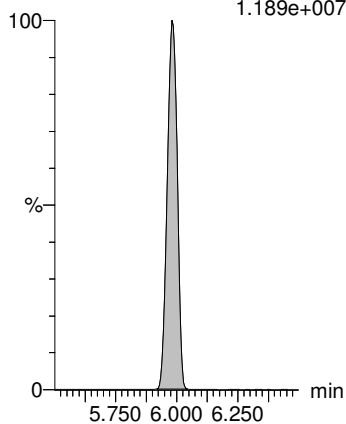
PFDoA

F24:MRM of 1 channel,ES-
612.9 > 318.8
1.581e+006



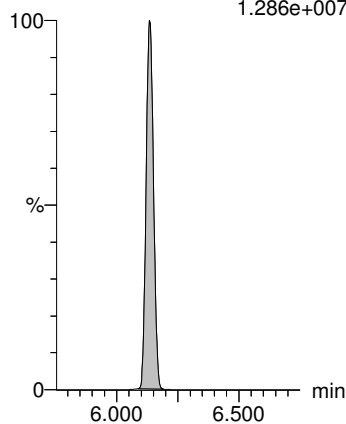
PFTrDA

F26:MRM of 1 channel,ES-
662.9 > 618.9
1.189e+007



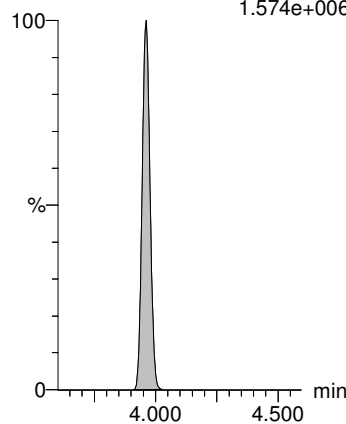
PFTeDA

F27:MRM of 1 channel,ES-
713 > 669
1.286e+007



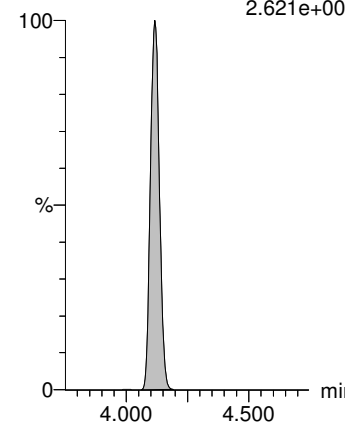
13C2-PFHxA

F6:MRM of 1 channel,ES-
315 > 270.0
1.574e+006



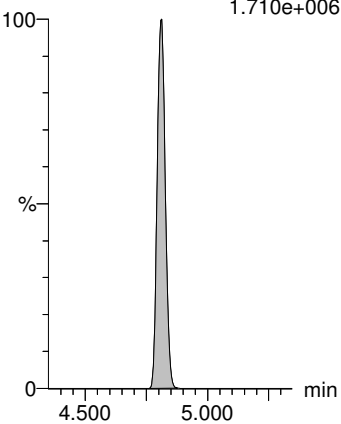
13C3-HFPO-DA

F3:MRM of 1 channel,ES-
287 > 169
2.621e+005



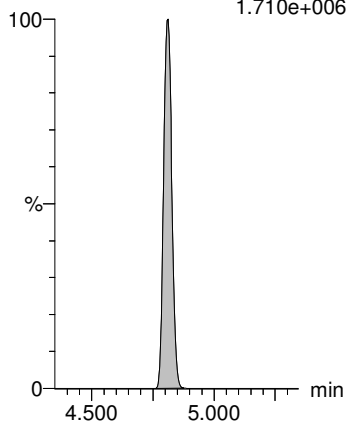
13C2-PFOA

F11:MRM of 1 channel,ES-
414.9 > 369.7
1.710e+006



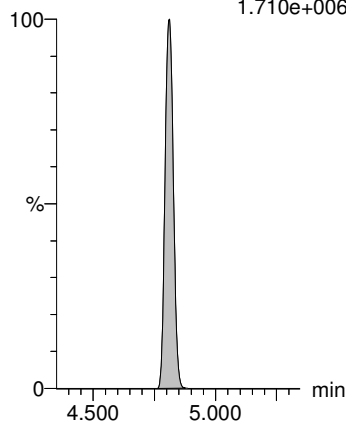
13C2-PFOA

F11:MRM of 1 channel,ES-
414.9 > 369.7
1.710e+006



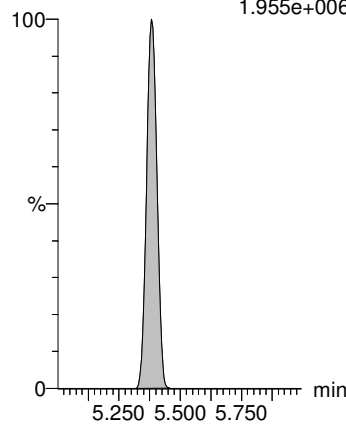
13C2-PFOA

F11:MRM of 1 channel,ES-
414.9 > 369.7
1.710e+006



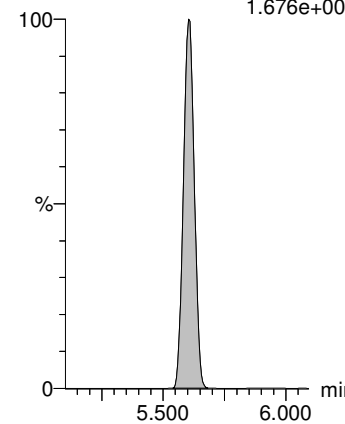
13C2-PFDA

F17:MRM of 1 channel,ES-
515.1 > 469.9
1.955e+006



d5-N-EtFOSAA

F23:MRM of 1 channel,ES-
589.3 > 419.0
1.676e+006



Dataset: Q:\PFAS\PFAS.PRO\Results\2021Q\SEP21\210901Q1\210901Q1-CRV.qld

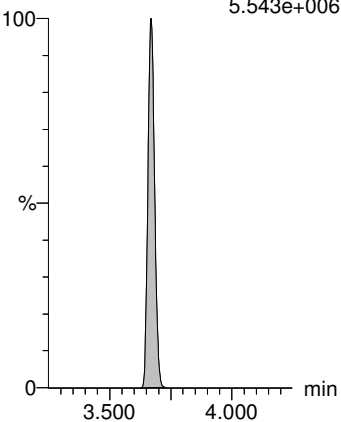
Last Altered: Wednesday, September 01, 2021 14:22:41 Pacific Daylight Time

Printed: Wednesday, September 01, 2021 14:25:15 Pacific Daylight Time

Name: 210901Q1-15, Date: 01-Sep-2021, Time: 12:58:50, ID: ST210901Q1-10 PFC CS5 21H3110, Description: PFC CS5 21H3110

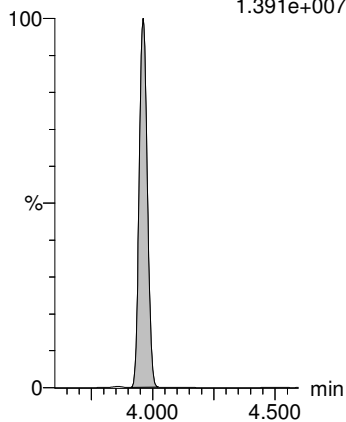
PFBS

F4:MRM of 1 channel,ES-
299 > 80
5.543e+006



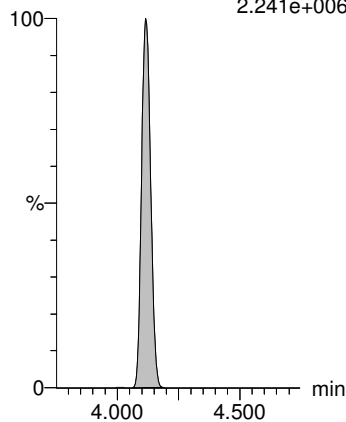
PFHxA

F5:MRM of 1 channel,ES-
313.0 > 269
1.391e+007



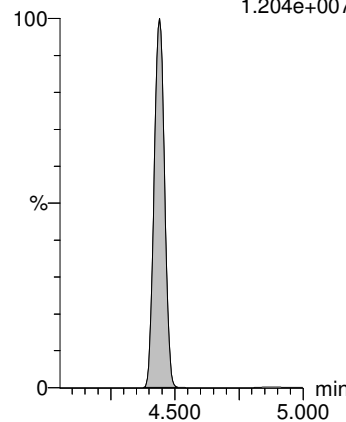
HFPO-DA

F2:MRM of 1 channel,ES-
284.9 > 169
2.241e+006



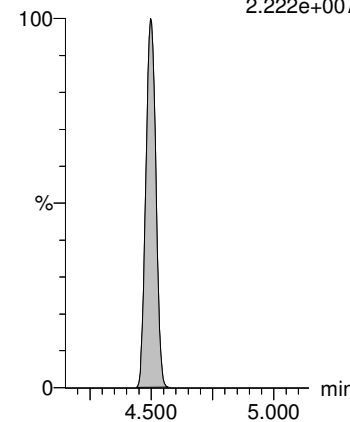
PFHpA

F7:MRM of 1 channel,ES-
362.9 > 318.9
1.204e+007



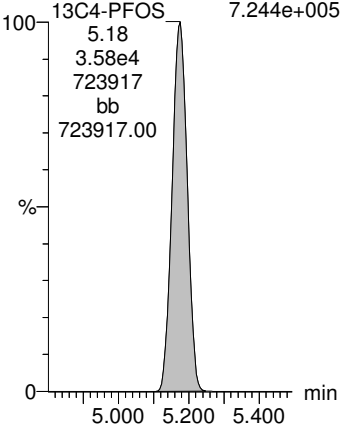
ADONA

F8:MRM of 1 channel,ES-
376.8 > 250.9
2.222e+007



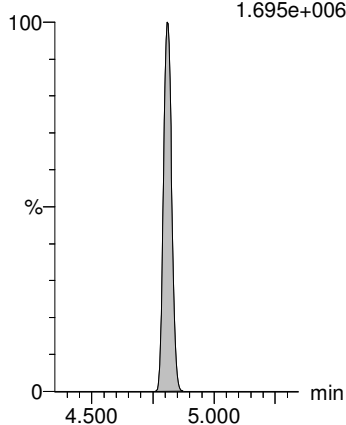
13C4-PFOS

F15:MRM of 1 channel,ES-
503.0 > 80
7.244e+005



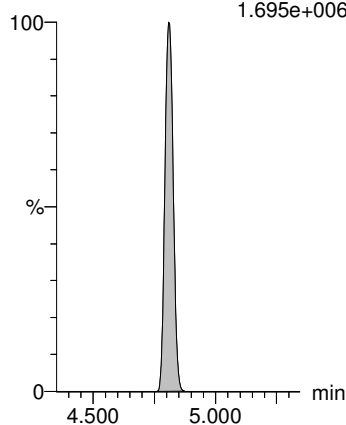
13C2-PFOA

F11:MRM of 1 channel,ES-
414.9 > 369.7
1.695e+006



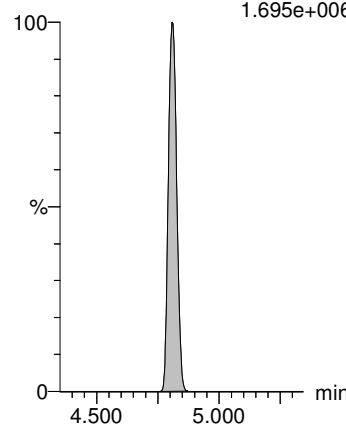
13C2-PFOA

F11:MRM of 1 channel,ES-
414.9 > 369.7
1.695e+006



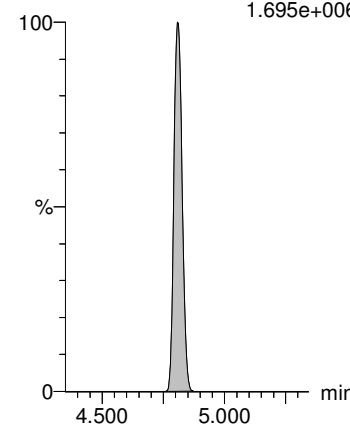
13C2-PFOA

F11:MRM of 1 channel,ES-
414.9 > 369.7
1.695e+006



13C2-PFOA

F11:MRM of 1 channel,ES-
414.9 > 369.7
1.695e+006



Dataset: Q:\PFAS\PFAS.PRO\Results\2021Q\SEP21\210901Q1\210901Q1-CRV.qld

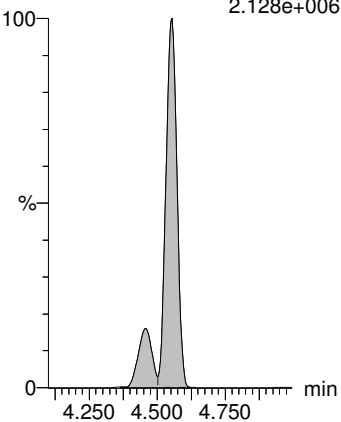
Last Altered: Wednesday, September 01, 2021 14:22:41 Pacific Daylight Time

Printed: Wednesday, September 01, 2021 14:25:15 Pacific Daylight Time

Name: 210901Q1-15, Date: 01-Sep-2021, Time: 12:58:50, ID: ST210901Q1-10 PFC CS5 21H3110, Description: PFC CS5 21H3110

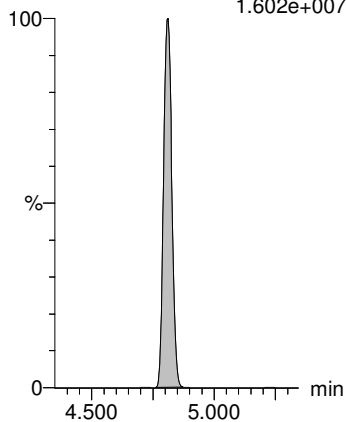
PFHxS

F9:MRM of 1 channel,ES-
399 > 79.9
2.128e+006



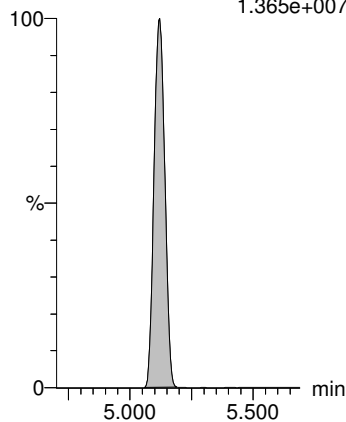
PFOA

F10:MRM of 1 channel,ES-
412.8 > 368.9
1.602e+007



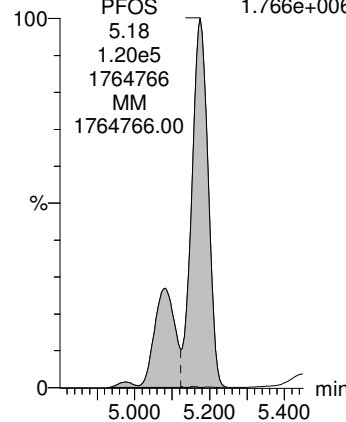
PFNA

F12:MRM of 1 channel,ES-
463 > 418.8
1.365e+007



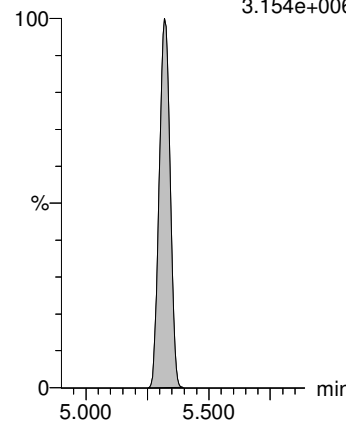
PFOS

F14:MRM of 1 channel,ES-
499 > 79.9
1.766e+006



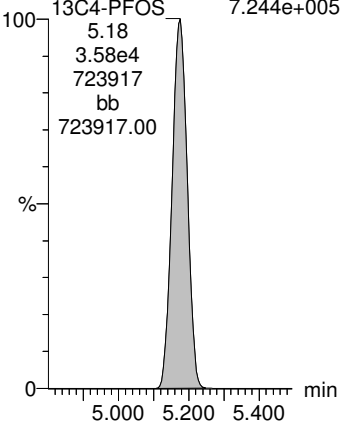
9CI-PF3ONS

F18:MRM of 1 channel,ES-
530.7 > 350.8
3.154e+006



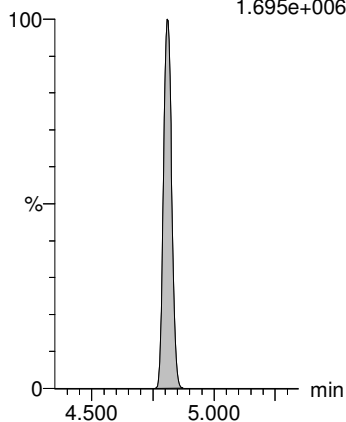
13C4-PFOS

F15:MRM of 1 channel,ES-
503.0 > 80
7.244e+005



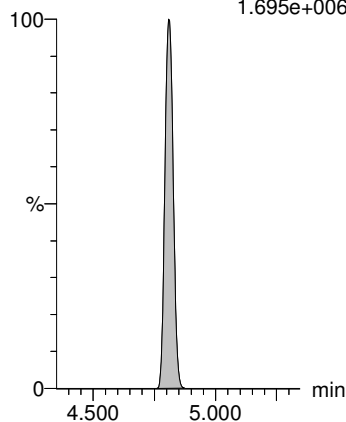
13C2-PFOA

F11:MRM of 1 channel,ES-
414.9 > 369.7
1.695e+006



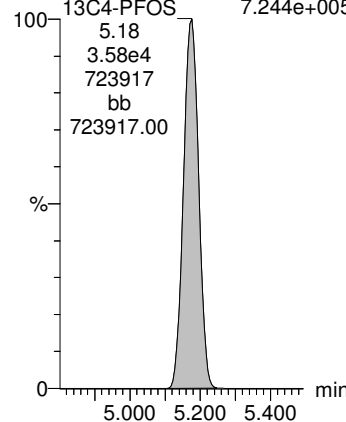
13C2-PFOA

F11:MRM of 1 channel,ES-
414.9 > 369.7
1.695e+006



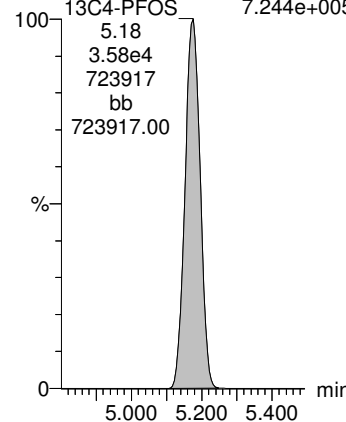
13C4-PFOS

F15:MRM of 1 channel,ES-
503.0 > 80
7.244e+005



13C4-PFOS

F15:MRM of 1 channel,ES-
503.0 > 80
7.244e+005



Dataset: Q:\PFAS\PFAS.PRO\Results\2021Q\SEP21\210901Q1\210901Q1-CRV.qld

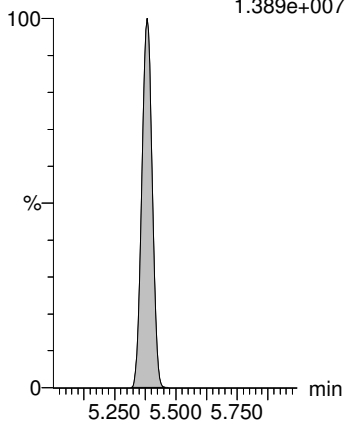
Last Altered: Wednesday, September 01, 2021 14:22:41 Pacific Daylight Time

Printed: Wednesday, September 01, 2021 14:25:15 Pacific Daylight Time

Name: 210901Q1-15, Date: 01-Sep-2021, Time: 12:58:50, ID: ST210901Q1-10 PFC CS5 21H3110, Description: PFC CS5 21H3110

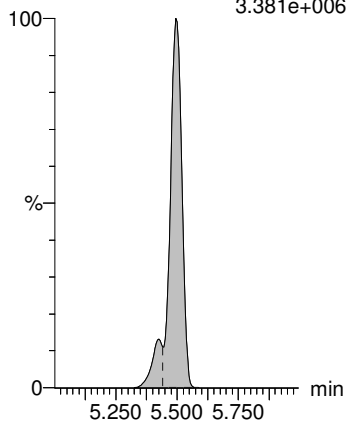
PFDA

F16:MRM of 1 channel,ES-
513 > 468.8
1.389e+007



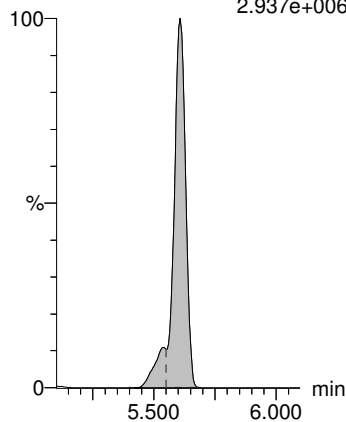
MeFOSAA

F20:MRM of 1 channel,ES-
570.0 > 419.0
3.381e+006



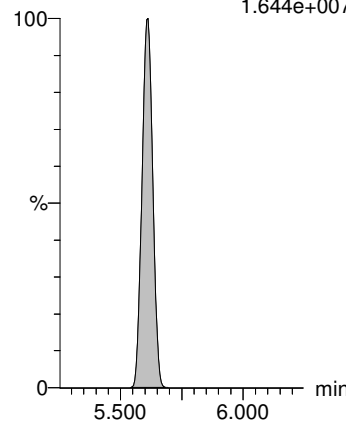
EtFOSAA

F22:MRM of 1 channel,ES-
584.1 > 419.0
2.937e+006



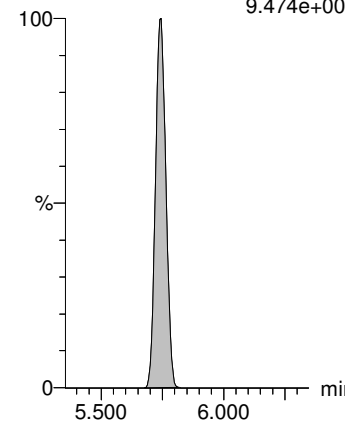
PFUnA

F19:MRM of 1 channel,ES-
563 > 518.9
1.644e+007



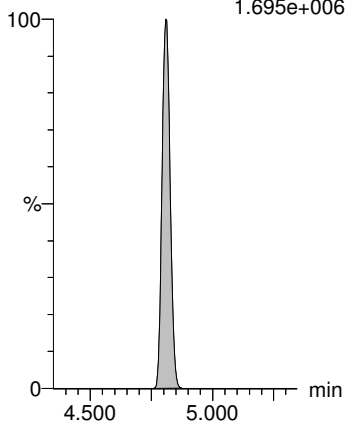
11CI-PF3OUdS

F25:MRM of 1 channel,ES-
630.8 > 450.8
9.474e+006



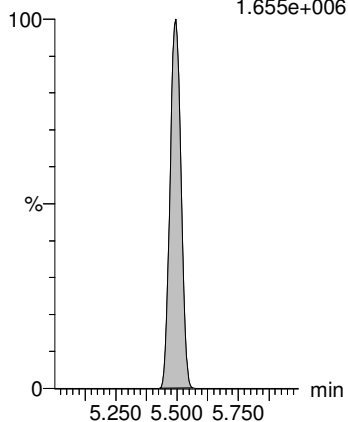
13C2-PFOA

F11:MRM of 1 channel,ES-
414.9 > 369.7
1.695e+006



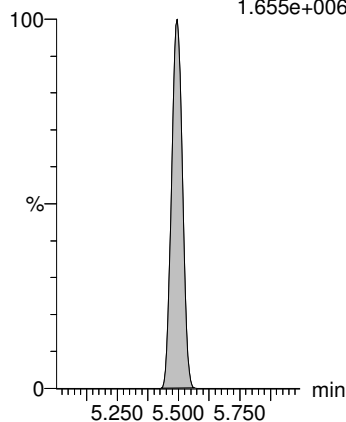
d3-N-MeFOSAA

F21:MRM of 1 channel,ES-
573.3 > 419.0
1.655e+006



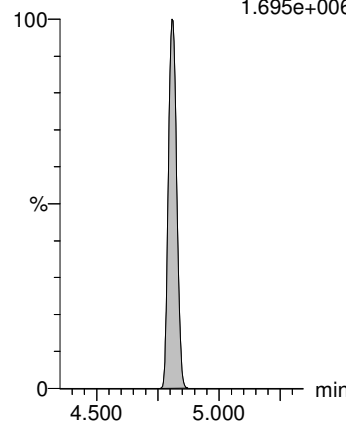
d3-N-MeFOSAA

F21:MRM of 1 channel,ES-
573.3 > 419.0
1.655e+006



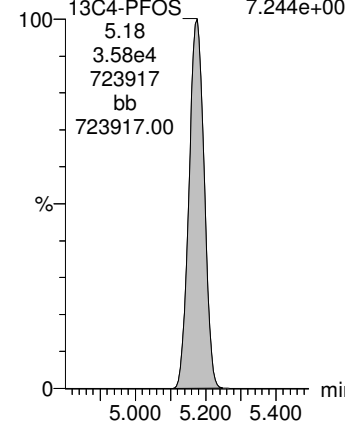
13C2-PFOA

F11:MRM of 1 channel,ES-
414.9 > 369.7
1.695e+006



13C4-PFOS

F15:MRM of 1 channel,ES-
503.0 > 80
7.244e+005



Dataset: Q:\PFAS\PFAS.PRO\Results\2021Q\SEP21\210901Q1\210901Q1-CRV.qld

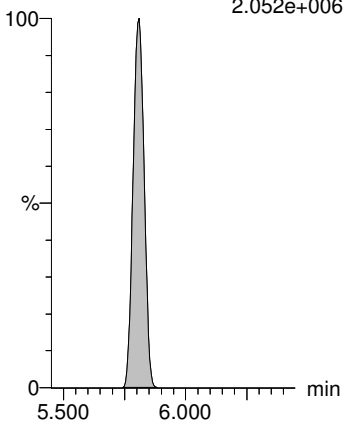
Last Altered: Wednesday, September 01, 2021 14:22:41 Pacific Daylight Time

Printed: Wednesday, September 01, 2021 14:25:15 Pacific Daylight Time

Name: 210901Q1-15, Date: 01-Sep-2021, Time: 12:58:50, ID: ST210901Q1-10 PFC CS5 21H3110, Description: PFC CS5 21H3110

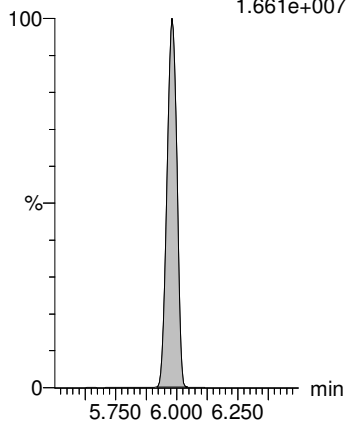
PFDoA

F24:MRM of 1 channel,ES-
612.9 > 318.8
2.052e+006



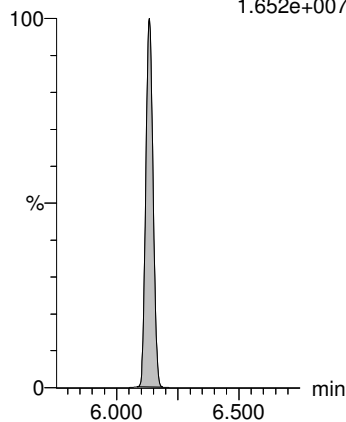
PFTrDA

F26:MRM of 1 channel,ES-
662.9 > 618.9
1.661e+007



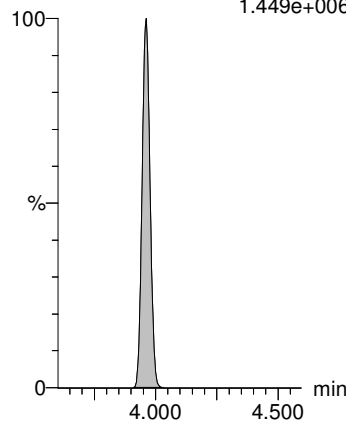
PFTeDA

F27:MRM of 1 channel,ES-
713 > 669
1.652e+007



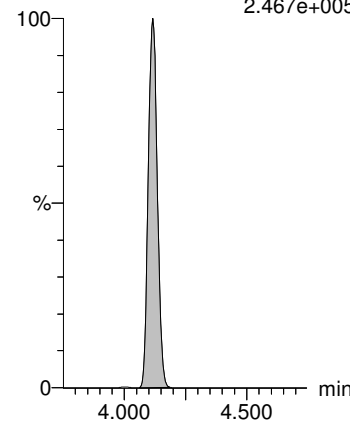
13C2-PFHxA

F6:MRM of 1 channel,ES-
315 > 270.0
1.449e+006



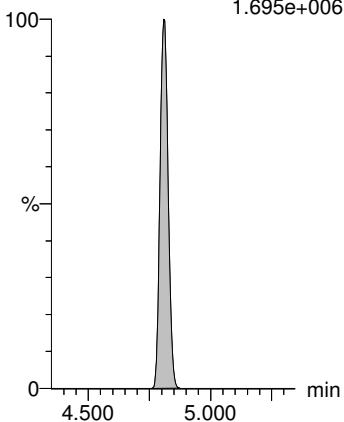
13C3-HFPO-DA

F3:MRM of 1 channel,ES-
287 > 169
2.467e+005



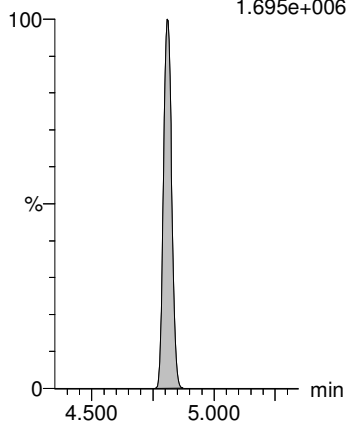
13C2-PFOA

F11:MRM of 1 channel,ES-
414.9 > 369.7
1.695e+006



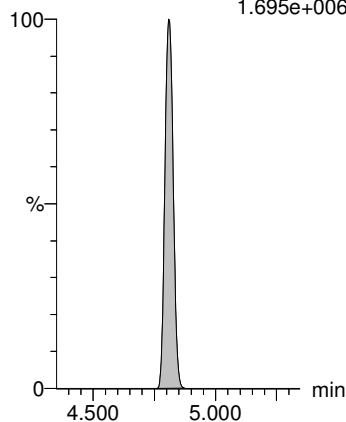
13C2-PFOA

F11:MRM of 1 channel,ES-
414.9 > 369.7
1.695e+006



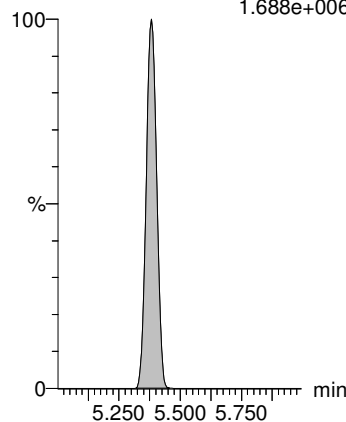
13C2-PFOA

F11:MRM of 1 channel,ES-
414.9 > 369.7
1.695e+006



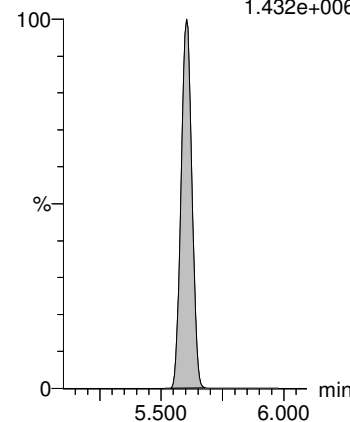
13C2-PFDA

F17:MRM of 1 channel,ES-
515.1 > 469.9
1.688e+006



d5-N-EtFOSAA

F23:MRM of 1 channel,ES-
589.3 > 419.0
1.432e+006



Dataset: Q:\PFAS\PFAS.PRO\Results\2021Q\SEP21\210901Q1\210901Q1-ICV.qld

Last Altered: Wednesday, September 01, 2021 14:30:59 Pacific Daylight Time

Printed: Wednesday, September 01, 2021 14:31:26 Pacific Daylight Time

Method: Q:\PFAS\PFAS.PRO\MethDB\PFAS_DW_L18_090121.mdb 01 Sep 2021 14:22:40

Calibration: Q:\PFAS\PFAS.PRO\CurveDB\C18_537_Q6_09-01-21.cdb 01 Sep 2021 14:21:40

Name: 210901Q1-17, Date: 01-Sep-2021, Time: 13:20:57, ID: ICV 210901Q1 PFC ICV 21H3111, Description: PFC ICV 21H3111

	# Name	Trace	Area	IS Area	Wt./Vol.	RRF	Pred.RT	RT	y Axis Resp.	Conc.	%Rec
1	1 PFBS	299 > 80	2.22e4	3.66e4	1.00		3.67	3.67	18.2	11.8	117.7
2	2 PFHxA	313.0 > 269	6.08e4	6.48e4	1.00		3.96	3.96	9.39	11.4	114.5
3	3 HFPO-DA	284.9 > 169	1.11e4	6.48e4	1.00		4.12	4.12	1.71	11.7	117.2
4	4 PFHpA	362.9 > 318.9	6.13e4	6.48e4	1.00		4.44	4.44	9.46	11.1	111.3
5	5 ADONA	376.8 > 250.9	1.28e5	6.48e4	1.00		4.50	4.50	19.7	11.6	116.3
6	6 PFOA	412.8 > 368.9	7.17e4	6.48e4	1.00		4.82	4.81	11.1	11.5	114.9
7	7 PFHxS	399 > 79.9	1.43e4	3.66e4	1.00		4.55	4.55	11.7	11.2	111.6
8	8 PFNA	463 > 418.8	8.19e4	6.48e4	1.00		5.13	5.12	12.6	11.9	119.0
9	9 PFOS	499 > 79.9	1.56e4	3.66e4	1.00		5.18	5.18	12.8	12.0	120.3
10	10 9CI-PF3ONS	530.7 > 350.8	1.91e4	3.66e4	1.00		5.32	5.33	15.7	11.1	111.2
11	11 PFDA	513 > 468.8	7.66e4	6.48e4	1.00		5.39	5.39	11.8	11.3	113.4
12	12 MeFOSAA	570.0 > 419.0	2.38e4	8.61e4	1.00		5.49	5.50	11.1	11.7	116.9
13	13 EtFOSAA	584.1 > 419.0	1.96e4	8.61e4	1.00		5.61	5.61	9.10	11.5	114.7
14	14 PFUnA	563 > 518.9	1.08e5	6.48e4	1.00		5.62	5.61	16.6	12.8	127.9
15	15 PFDoA	612.9 > 318.8	1.16e4	6.48e4	1.00		5.81	5.81	1.79	10.9	109.1
16	16 PFTrDA	662.9 > 618.9	8.57e4	6.48e4	1.00		5.99	5.99	13.2	11.3	112.5
17	17 11CI-PF3OUdS	630.8 > 450.8	5.67e4	3.66e4	1.00		5.74	5.74	46.5	11.5	115.4
18	18 PFTeDA	713 > 669	6.24e4	6.48e4	1.00		6.14	6.14	9.64	11.2	112.2
19	19 13C2-PFHxA	315 > 270.0	6.03e4	6.48e4	1.00	0.871	3.96	3.96	9.31	10.7	106.8
20	20 13C3-HFPO-DA	287 > 169	1.11e4	6.48e4	1.00	0.159	4.12	4.12	1.71	10.8	107.6
21	21 13C2-PFDA	515.1 > 469.9	9.49e4	6.48e4	1.00	1.388	5.39	5.39	14.7	10.6	105.6
22	22 d5-N-EtFOSAA	589.3 > 419.0	9.25e4	8.61e4	1.00	0.942	5.61	5.61	43.0	45.6	114.1
23	23 13C2-PFOA	414.9 > 369.7	6.48e4	6.48e4	1.00	1.000	4.81	4.81	10.0	10.0	100.0
24	24 13C4-PFOS	503.0 > 80	3.66e4	3.66e4	1.00	1.000	5.18	5.18	30.0	30.0	100.0
25	25 d3-N-MeFOSAA	573.3 > 419.0	8.61e4	8.61e4	1.00	1.000	5.50	5.50	40.0	40.0	100.0

Dataset: Q:\PFAS\PFAS.PRO\Results\2021Q\SEP21\210901Q1\210901Q1-ICV.qld

Last Altered: Wednesday, September 01, 2021 14:30:59 Pacific Daylight Time

Printed: Wednesday, September 01, 2021 14:31:26 Pacific Daylight Time

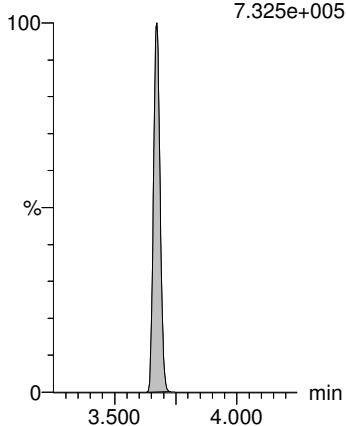
Method: Q:\PFAS\PFAS.PRO\MethDB\PFAS_DW_L18_090121.mdb 01 Sep 2021 14:22:40

Calibration: Q:\PFAS\PFAS.PRO\CurveDB\C18_537_Q6_09-01-21.cdb 01 Sep 2021 14:21:40

Name: 210901Q1-17, Date: 01-Sep-2021, Time: 13:20:57, ID: ICV 210901Q1 PFC ICV 21H3111, Description: PFC ICV 21H3111

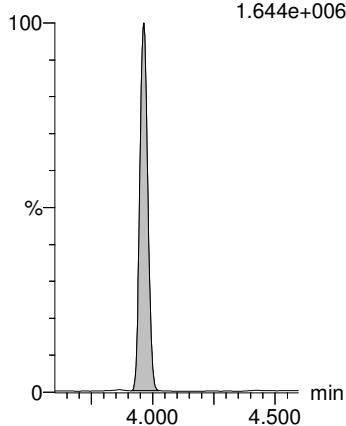
PFBS

F4:MRM of 1 channel,ES-
299 > 80
7.325e+005



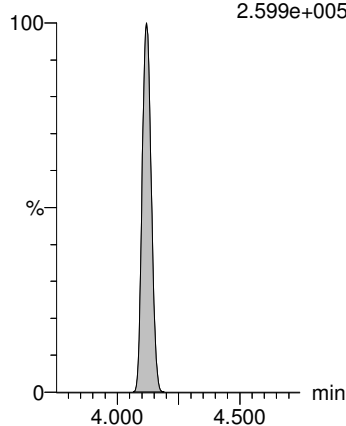
PFHxA

F5:MRM of 1 channel,ES-
313.0 > 269
1.644e+006



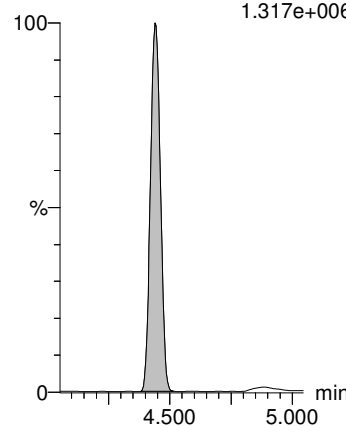
HFPO-DA

F2:MRM of 1 channel,ES-
284.9 > 169
2.599e+005



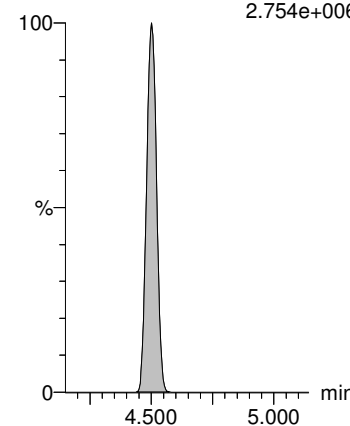
PFHpA

F7:MRM of 1 channel,ES-
362.9 > 318.9
1.317e+006



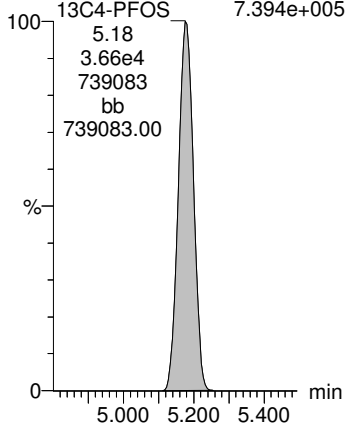
ADONA

F8:MRM of 1 channel,ES-
376.8 > 250.9
2.754e+006



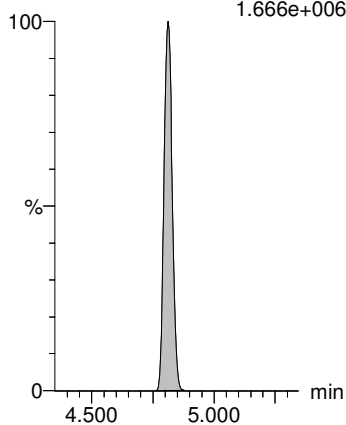
13C4-PFOS

F15:MRM of 1 channel,ES-
503.0 > 80
7.394e+005



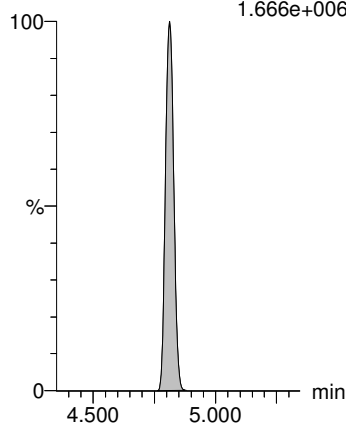
13C2-PFOA

F11:MRM of 1 channel,ES-
414.9 > 369.7
1.666e+006



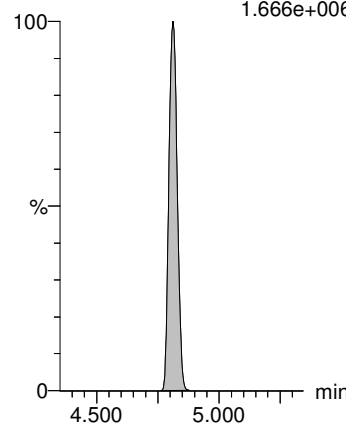
13C2-PFOA

F11:MRM of 1 channel,ES-
414.9 > 369.7
1.666e+006



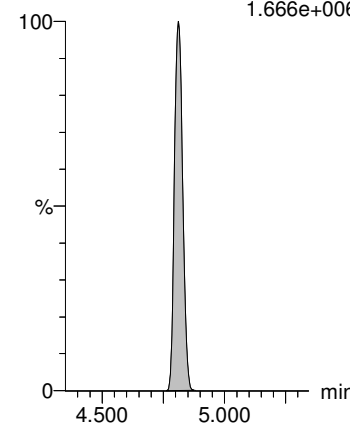
13C2-PFOA

F11:MRM of 1 channel,ES-
414.9 > 369.7
1.666e+006



13C2-PFOA

F11:MRM of 1 channel,ES-
414.9 > 369.7
1.666e+006



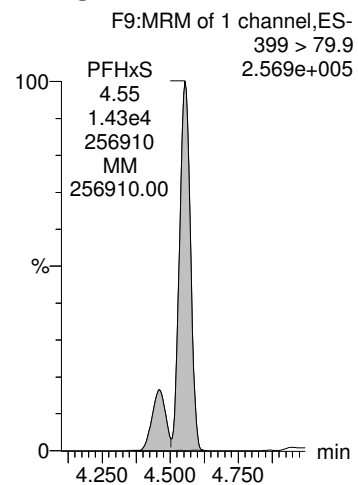
Dataset: Q:\PFAS\PFAS.PRO\Results\2021Q\SEP21\210901Q1\210901Q1-ICV.qld

Last Altered: Wednesday, September 01, 2021 14:30:59 Pacific Daylight Time

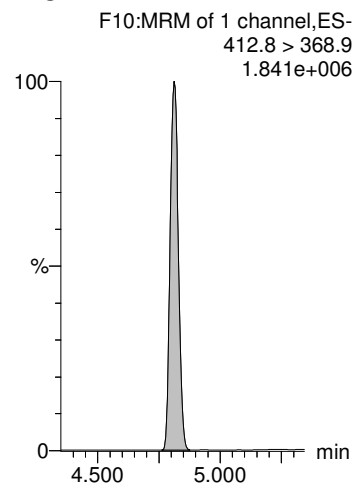
Printed: Wednesday, September 01, 2021 14:31:26 Pacific Daylight Time

Name: 210901Q1-17, Date: 01-Sep-2021, Time: 13:20:57, ID: ICV 210901Q1 PFC ICV 21H3111, Description: PFC ICV 21H3111

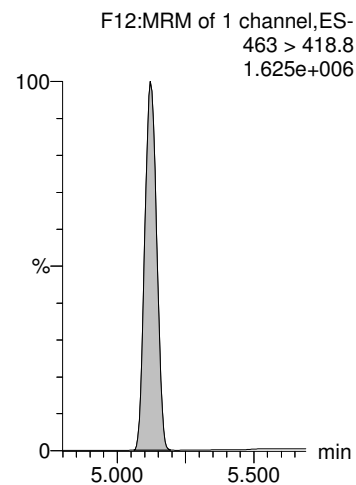
PFHxS



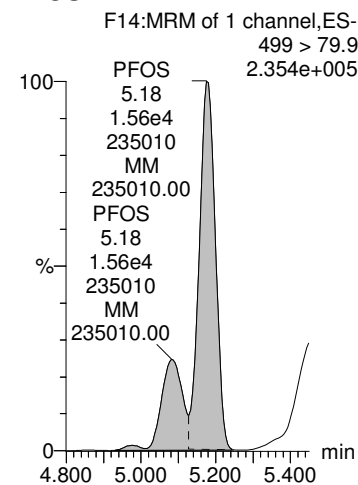
PFOA



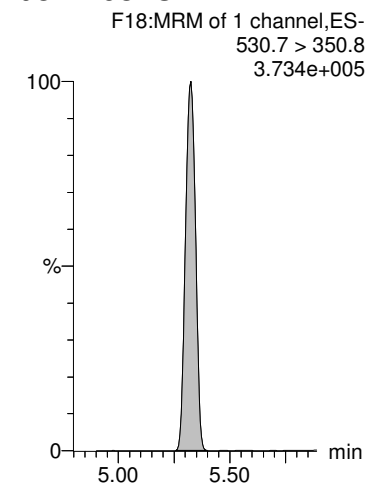
PFNA



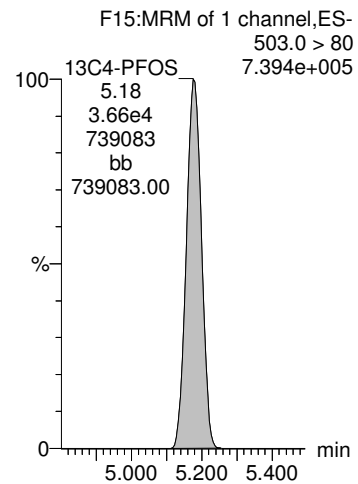
PFOS



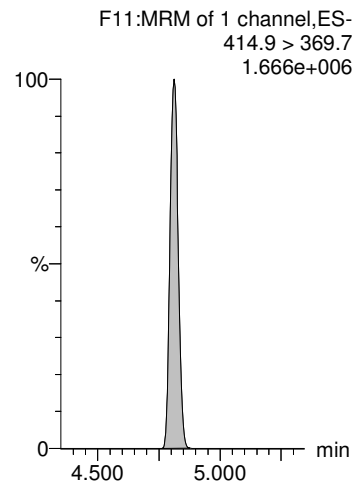
9CI-PF3ONS



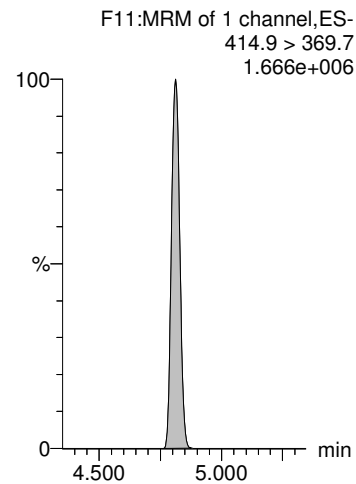
13C4-PFOS



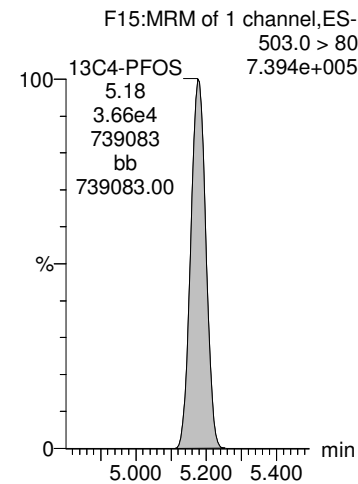
13C2-PFOA



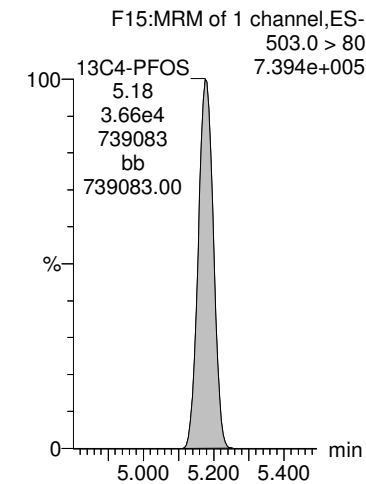
13C2-PFOA



13C4-PFOS



13C4-PFOS



Dataset: Q:\PFAS\PFAS.PRO\Results\2021Q\SEP21\210901Q1\210901Q1-ICV.qld

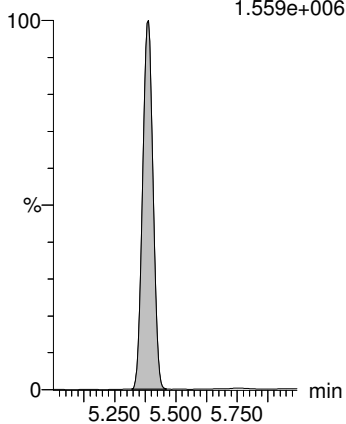
Last Altered: Wednesday, September 01, 2021 14:30:59 Pacific Daylight Time

Printed: Wednesday, September 01, 2021 14:31:26 Pacific Daylight Time

Name: 210901Q1-17, Date: 01-Sep-2021, Time: 13:20:57, ID: ICV 210901Q1 PFC ICV 21H3111, Description: PFC ICV 21H3111

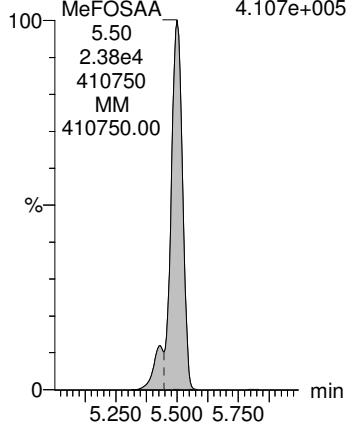
PFDA

F16:MRM of 1 channel,ES-
513 > 468.8
1.559e+006



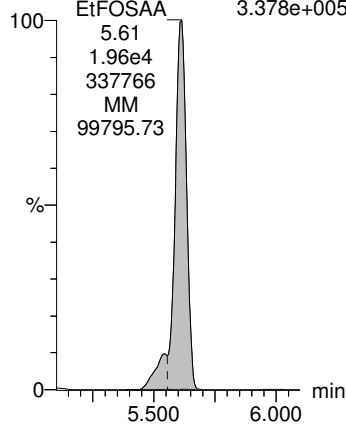
MeFOSAA

F20:MRM of 1 channel,ES-
570.0 > 419.0
4.107e+005



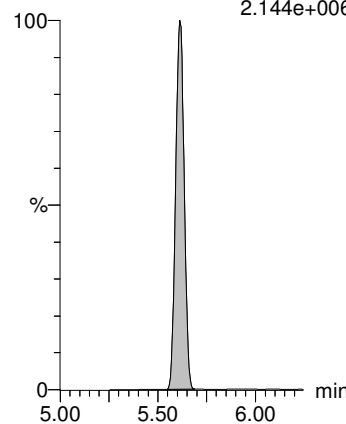
EtFOSAA

F22:MRM of 1 channel,ES-
584.1 > 419.0
3.378e+005



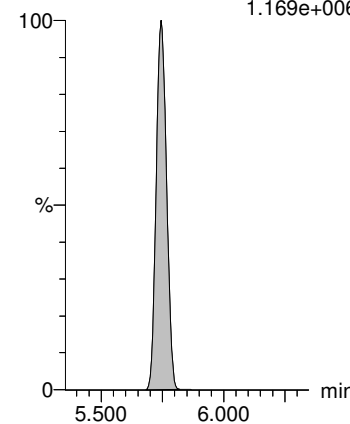
PFUnA

F19:MRM of 1 channel,ES-
563 > 518.9
2.144e+006



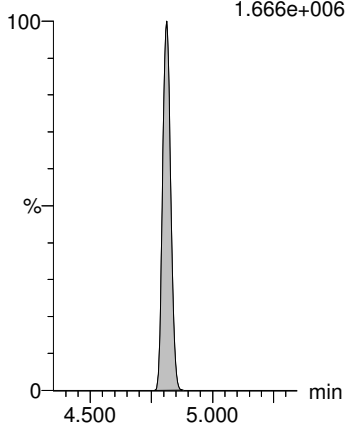
11CI-PF3OUdS

F25:MRM of 1 channel,ES-
630.8 > 450.8
1.169e+006



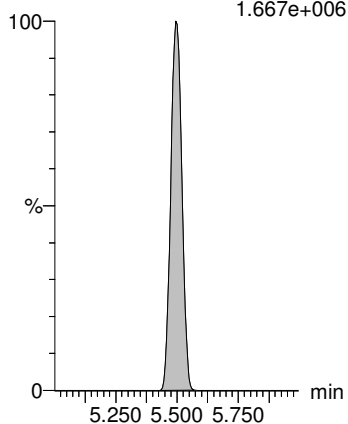
13C2-PFOA

F11:MRM of 1 channel,ES-
414.9 > 369.7
1.666e+006



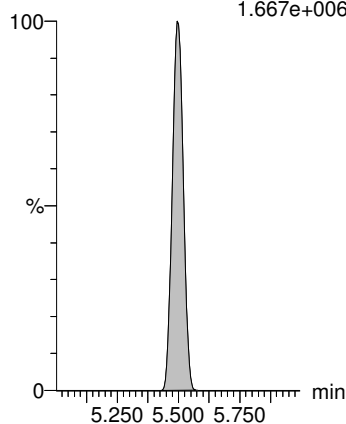
d3-N-MeFOSAA

F21:MRM of 1 channel,ES-
573.3 > 419.0
1.667e+006



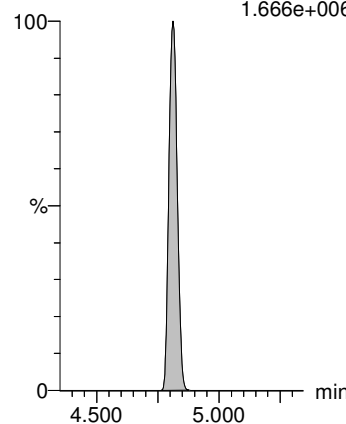
d3-N-MeFOSAA

F21:MRM of 1 channel,ES-
573.3 > 419.0
1.667e+006



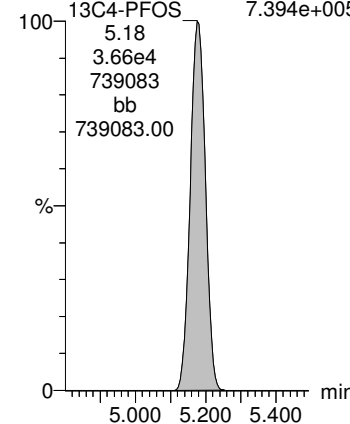
13C2-PFOA

F11:MRM of 1 channel,ES-
414.9 > 369.7
1.666e+006



13C4-PFOS

F15:MRM of 1 channel,ES-
503.0 > 80
7.394e+005



Dataset: Q:\PFAS\PFAS.PRO\Results\2021Q\SEP21\210901Q1\210901Q1-ICV.qld

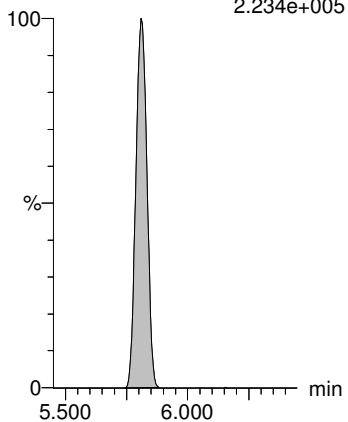
Last Altered: Wednesday, September 01, 2021 14:30:59 Pacific Daylight Time

Printed: Wednesday, September 01, 2021 14:31:26 Pacific Daylight Time

Name: 210901Q1-17, Date: 01-Sep-2021, Time: 13:20:57, ID: ICV 210901Q1 PFC ICV 21H3111, Description: PFC ICV 21H3111

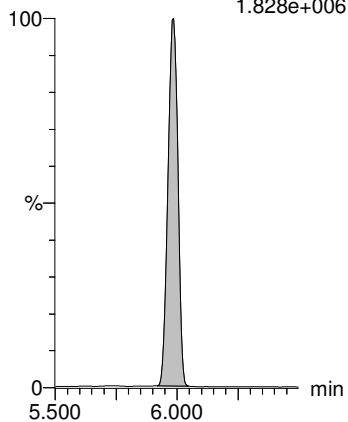
PFDoA

F24:MRM of 1 channel,ES-
612.9 > 318.8
2.234e+005



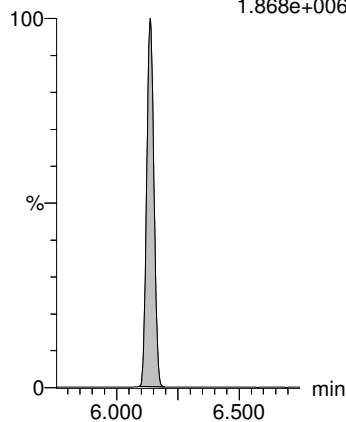
PFTrDA

F26:MRM of 1 channel,ES-
662.9 > 618.9
1.828e+006



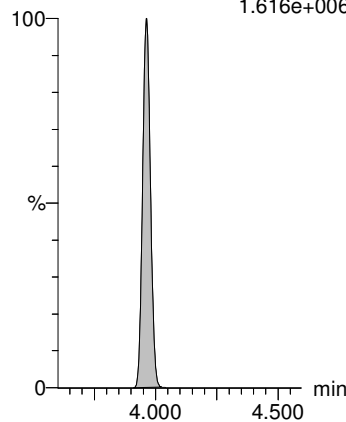
PFTeDA

F27:MRM of 1 channel,ES-
713 > 669
1.868e+006



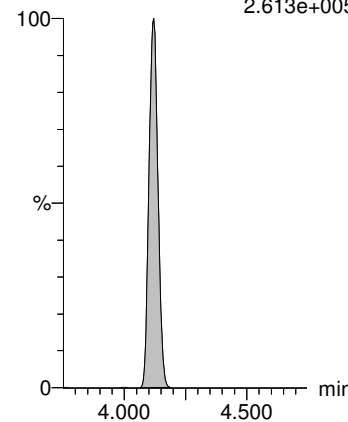
13C2-PFHxA

F6:MRM of 1 channel,ES-
315 > 270.0
1.616e+006



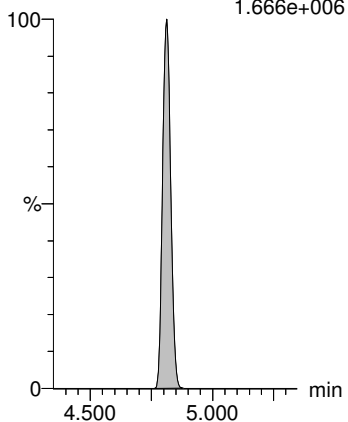
13C3-HFPO-DA

F3:MRM of 1 channel,ES-
287 > 169
2.613e+005



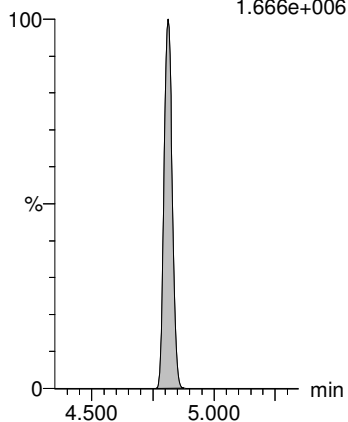
13C2-PFOA

F11:MRM of 1 channel,ES-
414.9 > 369.7
1.666e+006



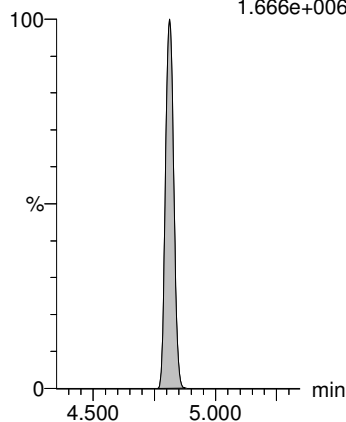
13C2-PFOA

F11:MRM of 1 channel,ES-
414.9 > 369.7
1.666e+006



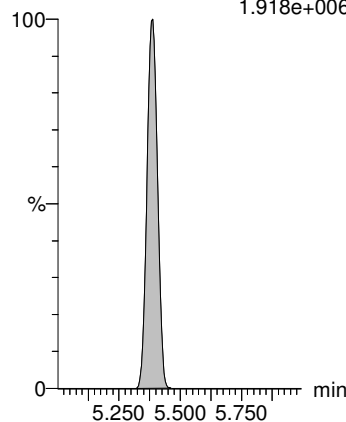
13C2-PFOA

F11:MRM of 1 channel,ES-
414.9 > 369.7
1.666e+006



13C2-PFDA

F17:MRM of 1 channel,ES-
515.1 > 469.9
1.918e+006



d5-N-EtFOSAA

F23:MRM of 1 channel,ES-
589.3 > 419.0
1.829e+006

